

HOUSTON OILERS



1991

MEDIA GUIDE



1991 SCHEDULE

PRE-SEASON

DATE	OPPONENT	TIME
Sat., Aug. 3	at San Diego	9:00 PM
Fri., Aug. 9	ATLANTA	7:00 PM
Sun., Aug. 18	DALLAS	7:00 PM
Thurs, Aug. 22	L.A. Rams (Memphis)	7:00 PM

REGULAR SEASON

Sun., Sept. 1	L.A. RAIDERS	3:00 PM
Sun., Sept. 8	at Cincinnati	7:00 PM
Mon., Sept. 16	KANSAS CITY	8:00 PM
Sun., Sept. 22	at New England	12:00 PM
Sun., Sept. 29	Bye - AFC Central Division	
Sun., Oct. 6	DENVER	12:00 PM
Sun., Oct. 13	at N.Y. Jets	3:00 PM
Sun., Oct. 20	at Miami	12:00 PM
Sun., Oct. 27	CINCINNATI	12:00 PM
Sun., Nov. 3	at Washington	12:00 PM
Sun., Nov. 10	DALLAS	12:00 PM
Sun., Nov. 17	CLEVELAND	7:00 PM
Sun., Nov. 24	at Pittsburgh	12:00 PM
Mon., Dec. 2	PHILADELPHIA	8:00 PM
Sun., Dec. 8	PITTSBURGH	12:00 PM
Sun., Dec. 15	at Cleveland	12:00 PM
Sat., Dec. 21	at N.Y. Giants	11:30 AM

All starting times are Central time

Home Games: Blue Road Games: Red

ON THE COVER: Featured on the cover of the Houston Oilers' 1991 Media Guide is 1990 NFL Offensive Player of the Year Warren Moon. Photo courtesy of Costacos Brothers Sports—"Moonlighting" poster available through them at 1001 S.W. Klickitar Way, Suite 201, Seattle, Washington 98134.

INDEX

BIOGRAPHIES

K.S. "Bud" Adams	3-4
Assistant Coaches/College Scouting/ Administrative/Team Staff/Staff Photos	12-30
Draft Choices	130-141
Mike Holovak	5
Mike McClure	6
Jack Pardee	9-11
Floyd Reese	8
Thomas Smith	7
Veterans	31-129

GAME-BY-GAME

1990 Regular Season Game Summaries	189-200
Playoff Summaries	201-207

GENERAL

All-Time Draft	170-173
Astrodome	279
Club Directory	2
Covering the Oilers	270-271
Hall of Fame Oilers	154-155
Historical Highlights	158-169
Instant Replay	282-283
Media Information	269-270
1991-92 Key Dates	28
1990 Oiler Honors	175
1991 Opponents	273-278
1991 Schedule	Inside Front Cover
Oiler Honors	226-228
Oilers in Overtime	229
Oilers in "Plan B"	149
Oilers On-The-Air	267-269
Origin of the Oilers, Pronunciation Guide	147
Pro Bowl Oilers	224-225
Producing the Oilers	174
Retired Jerseys	156-157
Ticket Information	286
Travel Itinerary	272
Trinity University	280

NFL

1990 Final Standings	285
1991 Schedule	283-284
Personnel Guide	281

RESULTS

All-Time Pre-Season Scores	216-217
Composite Records	223
Oilers vs. the NFL	218-222
Year-By-Year Scores	208-215

ROSTERS

All-Time Roster	150-154
First-Year Roster	144-145
Numerical Roster	146
Veterans Roster	142-143

STATISTICS

All-Time Coaches' Records	223
Attendance	249-250
Consecutive Victories and Losses	248
Home/Away Records	246
Hot 'n' Cold Oilers	247
Individual Records	251-256
Last Time	230
Looking for in 1991	148
Month-By-Month	247
1990 Game-By-Game Offense, Defense	183-184
1990 Games Played	177
1990 Playoff Statistics	181-182
1990 Regular Season Statistics	178-180
1990 Rushing, Receiving, Passing, Tackles	185-188
1990 Superlatives	176
Offense, Defense Year-By-Year	245
Opponent Individual Records	259-260
Playoff Individual Records	261-264
Playoff Team Records	265-266
Prime Time Oilers	246
Tackle/Sack Leaders	237
Team Records	257-258
Ten Largest Margins	248
Top Performances	238-244
Top Tens	231-232
Year-By-Year Leaders	233-236

OILER DIRECTORY

ADMINISTRATIVE OFFICE

6910 Fannin Street
3rd Floor
Houston, Texas 77030
(713) 797-9111

PRACTICE FACILITY

2727 El Camino
Houston, Texas 77054

ADMINISTRATION

Owner/President	K.S. "Bud" Adams, Jr.
Executive Vice-President/General Manager	Mike Holovak
Executive Vice-President/Administration	Mike McClure
Executive Assistant to President	Thomas S. Smith
Assistant General Manager	Floyd Reese
Vice-President/Marketing and Broadcasting	Don MacLachlan
Director of Business Operations	Lewis Mangum
Controller	Gene Peirce
Director of Accounting Services	Marilan Logan
Director of Media Services	Chip Namias
Director of Ticket Administration and Services	Mike Mullis
Assistant Ticket Manager	Ralph Stolarski
Director of Security	Grady Sessums
Director of Player Relations	Willie Alexander
Administrative Assistant to GM	Joyce Bailey
Computer Services	Carol Bock
Asst. to Director of Ticket Administration and Services	Stuart Spears
Marketing/Broadcasting Assistant	Bill Wainwright
Novelty Shop Coordinator	Jim Carson
Ticket Office Staff	Eric Kettelhodt, Stan Hanus
Office Services Coordinator	Eric Slocumb
Interns	Dan Dalen (trainer), Paul Grabowski (marketing), Mark Hensley (tickets), Dave Pearson and Martin Lewis (media services)

TEAM STAFF

Head Coach	Jack Pardee
Assistant Coaches	
Defensive Coordinator	Jim Eddy
Offensive Coordinator	Kevin Gilbride
Running Backs	Frank Novak
Receivers	Chris Palmer
Special Teams/Linebackers	Richard Smith
Defensive Line	Jim Stanley
Defensive Backs	Pat Thomas
Strength and Rehabilitation	Steve Watterson
Offensive Line	Bob Young
Quality Control Coordinator	Gregg Williams
College Area Scouts	C.O. Brocato, Frank Bush, Glenn Cumbee, Dub Fesperman
Head Trainer	Brad Brown
Assistant Trainer	Don Moseley
Equipment Manager	Gordon Batty
Equipment Assistants	Joe Dugger, Bill Lackey, Paul Noska
Videotape Coordinator	Ken Sparacino
Videotape Assistant	Joe Malota
Team Photographer	Bill Baptist
Team Physicians	Dr. Tom Cain, Dr. Robert Fain Sr., Dr. Robert Fain Jr., Dr. James Muntz
Team Dentist	Dr. Joseph Morgan

SECRETARIAL STAFF

To Owner/President	Linda McCue Bell, Cindy Dannenbaum, Wilma Rugeley
To Executive Vice-President/Administration	Donna Wall
To Executive Assistant to President	Pam Price
To Vice-President/Marketing and Broadcasting	Brenda Merrill
To Director of College Scouting	Charlotte Mitchell
To Head Coach	Lynda Greer
To Director of Media Services	Marcella Vaughan
To Director of Ticket Administration and Services	Lois Royster
Receptionist	Diane Lacy

CREDITS

The 1991 Houston Oilers Media Guide was written and compiled by Chip Namias, Director of Media Services.

Graphic Artist: Carla Vargo Typesetter: Richard Hebert
Printer: Hearn Lithographing, Inc.

K.S. "BUD" ADAMS, JR.

Owner / President



One of Texas' premier business leaders, K.S. "Bud" Adams, Jr., brought professional sports to the Gulf Coast when he founded the Houston Oilers football team. The hard-working and aggressive Adams helped co-found the American Football League (AFL) on August 3, 1959 when the Oilers and the Dallas Texans became the first two major league sports franchises in the State of Texas.

Adams' first love, his Houston Oilers, is a team rich in tradition and pride. The Oilers have been in the playoffs a total of 12 times during their 31-year history, and Adams was the leading force in performing miracles during the early years of the AFL. Adams' Oilers were the dominant team during the early 1960's, winning the championship in 1960 and 1961, finishing second in 1962, and making the playoffs in 1967, 1969, 1978, 1979, 1980, 1987, 1988, 1989, and 1990.

Adams' interest in sports was first displayed while attending Culver Military Academy where he won letters in football, basketball, and baseball. Upon graduation from Culver, Adams attended Menlo College in California, lettering in both rugby and football. Adams then transferred to the engineering school at the University of Kansas, where he also lettered in football for the Jayhawks. During his days at KU, Adams began his loyal affiliation with Sigma Chi fraternity.

Adams, a native of Bartlesville, Oklahoma, served in the U.S. Naval Reserve during World War II and was stationed aboard a PAC-Fleet carrier unit where he served as an aviation engineering officer. Prior to his discharge in 1946, Lt. jg Adams served as an aide in the U.S. Navy's Congressional Liaison Office in Washington.

Truly a "man for all seasons," Adams has parlayed a 1946 chance stop in Houston, resulting from fog which grounded his plane, into a highly successful and diversified business empire which ranks him among the better known and prominent businessmen in the country.

Adams launched his successful business career following military duty in World War II. In 1947, he incorporated ADA Oil Company, which was a forerunner of the publicly-held American Stock Exchange-listed Adams Resources & Energy, Inc., an energy company engaged in oil and gas exploration, marine and land transportation, and marketing of petroleum products.

Adams' diverse business interests include extensive farming and ranching in California and Texas, cattle and swine breeding, cattle feeding, real estate, automobile dealerships and leasing, a travel agency, and western art.

During his early business career, Adams was an avid sponsor of amateur and AAU teams in softball and basketball. His ADA Oilers were a perennial power in the National Industrial Basketball League in the '50s. His interest in sports has thus been further manifested by past ownership participation in professional basketball, baseball, and boxing.

The unknown side of Bud Adams is his charitable and philanthropic activities that are most often anonymous. Very active in national, state, and local programs, Adams is on the Board of Directors of the Cherokee Indian National Historical Society; the Board of Governors of the Sigma Chi Fraternity Foundation; the Board of Trustees of the Pro Football Hall of Fame in Canton, Ohio; the Board of Directors of the World League of American Football (WLAF); the Board of Directors of the Boy Scouts of America, Sam Houston Area Council; the Board of Directors of The Hundred Club of Houston; the Board of Trustees of the Culver Educational Foundation; and is a Lifetime Director of the Houston Livestock Show and Rodeo. Adams also spearheaded the drive for construction and operation of the Houston Ronald McDonald House. In addition, he is a member of the NFL's important Finance Committee.

Adams has received numerous awards through the years, and this past June, he was given the Order of Constantine from Sigma Chi which is the highest honor that fraternity can bestow. In February 1990, he was given Sigma Chi Foundation's Semi-Centennial Award. In January of 1988, he received the prestigious "Golden Buckle Award" by the Greater Houston Convention and Visitor's Bureau, symbolizing "outstanding promotion of Houston as a premiere destination." In addition, in October, 1987, Adams was recognized with the Distinguished American Award, presented jointly by the Houston Chapter of the National Football Hall of Fame and the Houston Athletic Committee (Chamber of Commerce). Other noteworthy honors bestowed upon Adams in the past have included "Houston Salesman of the Year" in 1960 from the Houston Sales Association; "Mr. Sportsman" in 1961 by the Interfaith Charity Group; "Significant Sig" in 1963 by Sigma Chi Fraternity; "Westerner of the Year" in 1969 by the Houston Farm and Ranch Club; "Distinguished Alumnus" in 1980 from the California Community and Junior College Association; Culver Military Academy's "Man of the Year" in 1981; Financial World Magazine's 1981 "Outstanding Chief Executive Officer"; and "King Capon" in 1983 from Bill Williams' annual Capon Charity Dinner, Inc.

Bud and his wife Nancy have two daughters and six grandchildren.



MIKE HOLOVAK

Executive Vice-President/General Manager



On February 2, 1989, Mike Holovak was named General Manager of the Oilers and was given the added responsibilities of Executive Vice-President on July 2 of '89. Long regarded as one of the top personnel men in the National Football League, Holovak is a veteran of over 40 years in football administration including 32 in the professional ranks. Known for his honesty and integrity, Holovak joined the Oilers on February 15, 1981 and previously held positions within the club that included Director of Player Personnel and Assistant General Manager.

Holovak was an All-America football player for Boston College, playing for the Eagles in 1940-42 (co-captain in '42). In the January 1, 1943 Orange Bowl game, he set a record for the highest rushing average in that game with a 15.8-yard mark on ten carries for 158 yards. BC lost that Orange Bowl to Alabama 37-21, but Holovak scored three touchdowns (65, 34, 2 yds.). In January of 1984, he was inducted into the prestigious Orange Bowl Hall of Honor. Holovak was also inducted into the National Collegiate Hall of Fame in 1983 as well as being inducted into the State of Pennsylvania Hall of Fame in Hershey, Pa. Holovak is a native of Lansford, Pa.

Following his collegiate career, Holovak was drafted in the first round by the Los Angeles Rams, but first served in the Navy until 1946. He played for the Rams in '46, before being traded to the Chicago Bears. In two seasons with the Bears (1947-48) under Head Coach George Halas, Holovak played fullback and linebacker.

Holovak retired from pro football in 1949 to become the junior varsity coach at Boston College, and from 1951-59 he was BC's head coach, posting a 49-29-3 record during his tenure. When the new American Football League was formed, Holovak was one of the first employees hired by the Boston Patriots, becoming their Director of Player Personnel in 1959. Elevated to head coach after the fifth game in 1961, Holovak then guided the Patriots to the AFL Eastern Division title, posting a 7-1-1 record in the final nine games.

In 1964, Holovak assumed the Patriots' General Manager's duties along with his head coaching job. With a 52-46-9 record, he remains the winningest coach in Patriots' history. He left the Pats in 1968 to join the San Francisco 49ers, and has also been associated with the Oakland Raiders (1971) and the New York Jets (1972-76). He served as the Jets' head coach for one game in '76 following the departure of Lou Holtz. Holovak returned to the Patriots as a personnel assistant in 1977 before being promoted to Director of College Scouting the following year.

Mike and his wife Pauline live in Houston. They have two grown daughters, Michele and Cindy.

MIKE McCLURE

Executive Vice-President / Administration



Mike McClure, Executive Vice-President of Administration for the Houston Oilers, is one of a handful of people who have served in top executive level capacities in three major professional sports. In nine of his seventeen seasons in professional sports management, he has overseen marketing efforts which have established club attendance records.

Since rejoining the Oilers in 1989, McClure has negotiated lucrative long-term radio and television agreements, and conceived and implemented the move of the Oilers' training camp to San Antonio, the nation's ninth largest city.

McClure's responsibilities with the Oilers include administering the front office staff as well as directing the accounting, ticket office, marketing, broadcasting, and public and community relations departments of the team.

A native of Chicago, the 49-year-old McClure attended DePauw University in Greencastle, Indiana. After serving stints with the City News Bureau of Chicago and Chicago Tribune as a reporter, he joined the People's Gas Light and Coke Company in 1966 as a Public Relations Supervisor. He remained in that capacity until entering the sports field in 1969 as Sports Director and Account Executive for WFLI-TV in Lafayette, Indiana.

In 1970, McClure served in the Big Ten Conference's Service Bureau before entering professional sports in 1973 as Director of Public Relations and Marketing for the Chicago Bulls of the NBA. Over the next five years, the Bulls established season attendance records which stood until Michael Jordan's arrival at Chicago Stadium.

In 1979, McClure moved to Houston as Vice-President of Marketing and Public Relations for the Oilers. In his first season, the team set new single game and season attendance records. He received national recognition for conceiving and administering the Oilers' "Luv Ya Blue!" promotion which was hailed as one of the most successful in the history of sports.

In 1981, McClure joined the White Sox as Vice-President of Marketing. He received a Marketing Excellence Award in the special advertising category from Major League Baseball Promotional Corporation in 1982. Under his guidance, the White Sox earned the coveted Team Marketing Excellence Award from Major League Baseball in 1983 and repeated in 1986, thus becoming the first and only two-time winner.

He is married to the former Brenda Jones and has two sons, Michael, 24 and Matthew, 21.

THOMAS S. SMITH

Executive Assistant to President



Thomas S. Smith currently serves as the Executive Vice-President of KSA Industries, the parent company of the Houston Oilers. In addition to that post, Smith is also the Executive Assistant to Oiler Owner/President K.S. "Bud" Adams, Jr. Smith is involved with long range planning for the Oilers' organization and also serves as a liaison in the club's day-to-day operation with Adams.

A native of Houston, Smith has been involved with KSA Industries since 1974. He is a graduate of the University of Texas with a degree in finance.

Among his other activities, Smith is a past president and is currently on the Board of Directors of the Houston Ronald McDonald House. He is also on the Board of Directors of Adams Resources. Smith also serves on the Board of Directors of three other agencies including the Red Cross, the Texas Gulf Coast Chapter of the March of Dimes, and the Post Oak Y.M.C.A. For the March of Dimes, Smith served as chapter chairman in 1984-85 and was on the Board of Directors and the Executive Committee from 1979-91. Additionally, he is a member of the President's Council of the Houston Grand Opera and is involved with the Texas Children's Hospital Development Council. In 1986, Smith was the recipient of the Freedom Foundation Certificate of Merit. Smith's other civic involvements have included duties for "Houston Proud."

Tommy and his wife Susan reside in Houston with their son Stuart and daughter Nancy.

FLOYD REESE

Assistant General Manager



On January 30, 1990, Floyd Reese was appointed to the newly-created position of Assistant General Manager for the Oilers. In his new post, the 43-year-old Reese assists in the team's scouting department and in player contract negotiations, and also assists Executive Vice-President/General Manager Mike Holovak in a myriad of other front office responsibilities.

Prior to assuming his current position, Reese served as the Oilers' Linebackers Coach for four years. In 1989, three of the club's top four tacklers were from Reese's group, and in '88, the team's top three tacklers were all linebackers.

A native of Springfield, Missouri, Reese played linebacker at UCLA from 1966-69, and played professionally for one season (1970) as a defensive lineman for the Montreal Alouettes of the CFL. Following his stint in Montreal, Reese began his coaching career at Liberty Union High School in Brentwood, California. He then returned to his alma mater in Westwood as an assistant coach, remaining with the Bruins from 1971-73. Reese ended the collegiate coaching portion of his career with one season at Georgia Tech in 1974.

From 1975-77, Reese was the strength and conditioning coach for the Detroit Lions where he first was associated with former Oiler Head Coach Jerry Glanville. After his term with the Lions, Reese joined the San Francisco 49ers for one season (1978) before being added to Bud Grant's staff as linebackers and special teams coach for the Minnesota Vikings in 1979. He served in that role until 1984 when he was elevated to the position of Defensive Coordinator under then-Head Coach Les Steckel. Again under Grant in '85, he reassumed the duties of linebackers coach.

Born August 8, 1948, Floyd and his wife Sally (4/3/72) have two sons, Jeremy (9/19/76) and Sean (5/16/80), and reside in Sugar Land, Texas.

JACK PARDEE

Head Coach



On January 9, 1990, Jack Pardee became the 14th head coach in Houston Oilers' history when he signed a five-year contract. Upon his hiring, Pardee announced that the Oilers would utilize the "Run 'N Shoot" offense, would play exciting football, and would attempt to continue the Oilers' streak of qualifying for post-season play. And he delivered.

The Oilers enter the 1991 season with something to brag about . . . they are the only team in the AFC and one of only two teams in the NFL (also 49ers) who have made the playoffs in each of the last four seasons. Last season, despite installing both a new offense and a new defense to go along with a new coaching staff, Pardee's charges earned a share of the AFC Central Division title. Finishing in a tie with Cincinnati and Pittsburgh for first place, the Oilers qualified for a playoff berth despite the late-season absence of All-Pro quarterback Warren Moon.

There were several other highlights for Pardee's Oilers in 1990. Among them:

- Produced the #1 offense in the NFL with a 388.9 yards per-game average
- Produced the #1 passing offense in the NFL with a 300.3 per-game average
- Racked up over 400 yards of offense in half of the games
- Finished second in the NFL in scoring with 405 points
- Also led the NFL in first downs, average gain per play, third down efficiency, and gross/net punting average, both offensively and defensively
- Had defense that allowed 18 less touchdowns than in 1989
- Had six players voted onto Pro Bowl roster (tied for 2nd in NFL)

Pardee is a proven winner, a man who has won "Coach of the Year" honors at every level he has been. Among his many other honors, Pardee has won such accolades in the National Football League, the United States Football League, the World Football League, and the Southwest Conference. He has a talented team that has made four consecutive playoff appearances, but has yet to achieve its ultimate goals...an AFC Central Division title, an AFC championship, and a Super Bowl trophy. Pardee wants to help the Oilers reach that next plateau and he plans on doing it the old fashioned way...with hard work, discipline, and determination.

Pardee joined the Oilers from the University of Houston where he had served as Head Coach since 1987. During his three Cougar seasons, his teams compiled a record of 22-10-1. In Pardee's first UH campaign, the team posted a 4-6-1 record but improved to 9-2 in his second year in 1988. That season, the Cougars finished in second place in the Southwest Conference while earning an Aloha Bowl invitation where they lost to Washington State. In '88, Houston established over 100 NCAA and SWC combined records and finished in the top four nationally in per game averages for total yards (484.6), passing yards (377.5), and scoring (41.1.). The Cougars also led the conference in total defense and passing defense.

In 1989, UH again finished with a 9-2 slate and a second place finish (tied) in the Southwest Conference. The UH "Run 'N Shoot" offense steamrolled over its opposition, again setting over 100 NCAA/SWC records. The Cougars posted some amazing statistics, leading the nation in per game averages for total yards (624.9), passing yards (511.3), and scoring (53.5). Houston also finished sixth nationally (1st in SWC) by allowing just 13.6 points per contest. Additionally, Andre Ware, the Cougars' Heisman Trophy-winning quarterback, set NCAA marks with 46 touchdown passes and 4699 yards passing.

Prior to his arrival at UH, Pardee spent 1986 as a scout for the Green Bay Packers. Before that, he served for two seasons (1984-85) as the Head Coach for the Houston Gamblers of the USFL, compiling a 23-13 record. His '84 squad won the division title with a 13-5 record as he garnered Coach of the Year honors. Led by quarterback Jim Kelly, the Gamblers led the league in total offense and scoring in both of Pardee's USFL seasons. Before leading the Gamblers, Pardee spent 1982 out of football, working as Vice-President/Marketing for Runnels Mud Company in Midland, Texas. In 1981, he was the Defensive Coordinator for the NFL's San Diego Chargers as that club won the AFC's Western Division and advanced to the conference championship game before losing to Cincinnati.

From 1978-80, Pardee was the Head Coach for the Washington Redskins. In 1979, he led the team to a 10-6 record and Pardee received Associated Press NFL Coach of the Year honors. In 1975, Chicago Bear General Manager Jim Finks made Pardee the youngest head coach in the National Football League. Pardee coached the Bears through the '77 season when the team earned their first playoff berth since 1963. Named NFC Coach of the Year in 1976, Pardee's Bear teams improved from 4-10 to 7-7 to 9-5.

Pardee received his first head coaching assignment in 1974 with the Florida Blazers of the World Football League. While also carrying the title of general manager, Pardee led the Blazers to a 14-6 record, an Eastern Division title, and a berth in the league's championship game where they lost a 22-21 decision to Birmingham. His coaching career had officially begun the year before when he served as an assistant for the Redskins.

As a player, Pardee performed in the NFL for 15 years as one of the top linebackers in the league. A second round draft choice of the Los Angeles Rams in 1957, he played for them for 13 years despite sitting out the 1965 campaign while recovering from cancer (served as a special assistant at Texas A&M in '65). He was a Pro Bowler and an All-Pro selection for the Rams in 1963 and was recently named to the Rams' All-Time 40th Anniversary team. In 1971, Pardee was traded to the Redskins in a deal that involved six players and eight draft choices, and he earned All-Pro honors that year. In his two seasons with Washington, the team advanced to the playoffs both years and lost Super Bowl VII to the undefeated Miami Dolphins. He intercepted three passes in one game against the Cardinals in '71 and, upon his retirement following the '72 season, had notched 22 career interceptions and scored five TDs.

Collegiately, Pardee attended Texas A&M where he played both linebacker and fullback for Coach Paul "Bear" Bryant. While at A&M, he earned All-America, Academic All-America, and All-Southwest Conference honors. As a senior, Pardee helped lead the Aggies to a 9-0-1 mark and he was selected to play in the Blue-Gray and North-South all-star games.

He is a member of the Texas A&M Hall of Fame (inducted 1969), the National Football Foundation Hall of Fame (1986), the Texas Sports Hall of Fame (1987), the College Football Hall of Fame (1987), and the Senior Bowl Hall of Fame (1990).

Extensively involved in community and charitable causes, Pardee is very active with the American Cancer Society on a local, state, and national level. He also is involved with the Fellowship of Christian Athletes, and donates his efforts to the Police Athletic League and the Drug Enforcement Agency.

Born John Perry Pardee on April 19, 1936, he is a native of Exira, Iowa. Pardee was raised in Christoval, Texas where he starred in six-man football. Jack and his wife Phyllis have five children including sons Steven and Ted, and daughters Judee, Anne, and Susan.

PARDEE'S HEAD COACHING RECORD

Year	Team	Record*
1974	Florida Blazers (WFL)	14-6 (2-1)
1975	Chicago Bears (NFL)	4-10
1976	Chicago Bears (NFL)	7-7
1977	Chicago Bears (NFL)	9-5 (0-1)
1978	Washington Redskins (NFL)	8-8
1979	Washington Redskins (NFL)	10-6
1980	Washington Redskins (NFL)	6-10
1984	Houston Gamblers (USFL)	13-5 (0-1)
1985	Houston Gamblers (USFL)	10-8 (0-1)
1987	University of Houston (NCAA)	4-6-1
1988	University of Houston (NCAA)	9-2 (Aloha Bowl, 0-1)
1989	University of Houston (NCAA)	9-2
1990	Houston Oilers (NFL)	9-7 (0-1)
Regular season record as head coach		112-82-1
World Football League record		14-6
National Football League record		53-53
United States Football League record		23-13
NCAA record		22-10-1

*Figures in parenthesis indicate post-season records



Jack Pardee as an All-America at Texas A&M (left) and during his All-Pro career with the Los Angeles Rams (right).

ASSISTANT COACHES

JIM EDDY



Defensive Coordinator

2nd NFL Season, 2nd with Oilers

Born: May 2, 1939

While the 1990 Oilers were attracting fans and curiosity-seekers with their new "Run 'N Shoot" offense, Defensive Coordinator Jim Eddy was quietly reshaping the Houston defense. Eddy changed the Oilers' base defense from a "3-4" to a "4-3" and the results were impressive. In addition to greatly cutting down on giving up the big play and increasing the pass rush, probably the biggest change was in touchdowns allowed. After permitting 48 defensive TDs in 1989, the revamped Oiler "D" surrendered just 30 last season, an average per-game difference of 1.13. With a year of experience in the new system under their collective belts, Eddy's defense is hoping to become even stingier in 1991.

Eddy is certainly familiar with Oiler Head Coach Jack Pardee after spending five seasons coaching for him in the United States Football League and on the collegiate level. Eddy served as the Defensive Coordinator for the University of Houston from 1987-89 as the Cougars posted a record of 22-10-1. In 1988, Houston led the Southwest Conference in total defense and passing defense. In addition, the Cougars' 3.69-yards allowed per defensive play was the third best in the nation, trailing Auburn (3.6) and Miami (3.67). In 1989, UH led the SWC and finished sixth nationally by allowing just 13.6 points per game.

Prior to joining UH, Eddy was the Defensive Coordinator under Pardee for the Houston Gamblers of the USFL from 1984-85. The team posted records of 13-5 (division championship) and 10-8 in earning consecutive playoff berths.

From 1974-83, Eddy worked for four teams in the Canadian Football League. During that span, his teams made eight playoff appearances and earned berths in four Grey Cups. In 1974, he was the Defensive Coordinator for the Saskatchewan Roughriders before being elevated to Head Coach for the 1977-78 seasons. From 1979-80, Eddy was the Defensive Coordinator for the Hamilton Tiger-Cats before being named Head Coach for the Montreal Alouettes for the '81 season. His final stint in the CFL came as Director of Operations/Player Personnel for the Toronto Argonauts (1982-83).

Before joining the CFL, Eddy served as Assistant Head Coach/Defensive Coordinator for New Mexico State (1965-70) and as Defensive Coordinator at Texas-El Paso (1971-72). Following his career as a defensive back and running back at New Mexico State (1956-59), he coached high school football in Odessa, Texas.

Born May 2, 1939 in Checotah, Oklahoma, Jim and his wife Dee (9/6/59) have two grown daughters, Kelly and Connie. The Eddys reside in Houston.

KEVIN GILBRIDE



Offensive Coordinator

3rd NFL Season, 3rd with Oilers

Born: August 27, 1951

On January 30, 1990, Kevin Gilbride was promoted to the post of Offensive Coordinator after serving one season as the Oilers' Quarterbacks Coach. Entrusted with installing the team's new "Run 'N Shoot" offense, Gilbride's charges produced spectacular results. Whereas most new systems require a "breaking-in" period, under Gilbride's direction the Oilers hit the ground running (and shooting) in their new offense. Houston was #1 in the NFL in total offense (388.9 yards per game) and in passing offense (300.3) while also finishing second in the league in scoring with 405 points. The Oilers racked up over 400 yards of total offense in half of their games while pacing the NFL in first downs, average gain per play, and third down efficiency. In addition to being in charge of the Oiler offense, Gilbride also tutors the team's quarterbacks. In 1990, Warren Moon broke virtually every Oiler passing record while also being named AFC Most Valuable Player.

Before arriving in Houston, Gilbride coached at East Carolina University where he served as Offensive Coordinator in 1988 after being the Pirates' Passing Game Coordinator in 1987. In '88, utilizing the four-wide receiver offense, the Pirates averaged 390.5 yards and over 26 points per game playing a schedule that included six bowl teams (West Virginia, Miami, Florida State, Syracuse, South Carolina, Southern Mississippi).

Prior to joining East Carolina, Gilbride was slated to be the Offensive Coordinator for the Montreal Alouettes of the Canadian Football League for the '87 campaign, but the club folded prior to the season. From 1985-86, Gilbride coached the four-wide receiver offense for the CFL's Ottawa Roughriders, serving as Quarterbacks/Receivers Coach in '85 before being elevated to Offensive Coordinator. From 1980-84, he was the Head Coach at Southern Connecticut State University in New Haven where the Owls posted a 35-14-2 mark during his tenure. During that span, SCSU was twice nationally ranked in NCAA Division II. While at Southern Connecticut, Gilbride was named Division II (ECAC region) Coach of the Year (1982), New England Coach of the Year (1983), and Walter Camp Division II Coach of the Year (1983).

Before joining SCSU, Gilbride served as Defensive Coordinator at American International University in Springfield, Mass. from 1978-79, and as Defensive Coordinator at Tufts University from 1976-77. Gilbride began his college coaching career at Idaho State where he was Defensive Ends Coach in 1974 and Secondary Coach in '75.

Gilbride earned a bachelor's degree from Southern Connecticut where he played quarterback and tight end as a three-year starter. One of his teammates at SCSU was Oiler Receivers Coach Chris Palmer. A native of North Haven, Connecticut, Gilbride also has a master's degree from Idaho State. Kevin and his wife Deborah (1/4/75) live in Missouri City, Texas with their two daughters, Kelly (9/17/75) and Kristen (6/19/77), and son Kevin (12/14/79).

FRANK NOVAK



Running Backs

3rd NFL Season, 3rd with Oilers

Born: May 18, 1938

In 1991, Frank Novak enters his third season as the Oilers' Running Backs Coach. In addition, Novak will again assist Special Teams Coach Richard Smith in that area. Last season was Houston's first in the one-back "Run 'N Shoot" offense and Novak oversaw a training camp logjam at running back before the team finally settled on Lorenzo White. Novak helped White mature in the new offense as he finished with over 1000 combined yards, scored more touchdowns than any Oiler since 1983, and also had more receptions than any Oiler back since '85. Along with Houston RBs Allen Pinkett and Victor Jones, Novak's trio finished eighth in the NFL with an impressive 4.3-yard per-carry average.

The 53-year-old Novak came to Houston from the University of Missouri where he spent the 1988 season as the Tigers' Running Backs Coach. In 1986, he was the Quarterbacks Coach at the University of Massachusetts. He accepted the position at UMass after the Birmingham Stallions of the United States Football League folded. Novak was slated to be the Stallions' Offensive Coordinator in 1986 after serving as their Receivers Coach in '85. Novak spent the 1984 campaign as the Running Backs Coach for the USFL's Oklahoma Outlaws under Head Coach Woody Widenhofer whom he would later work for at Missouri.

Prior to joining the USFL, Novak served six seasons as an assistant coach at Holy Cross (1978-83). He was the Crusaders' Offensive Backs Coach from 1978-81 before being elevated to Offensive Coordinator. From 1976-77, he was the Offensive Coordinator at Western Illinois after spending the 1974-75 seasons at the University of Virginia (Quarterback Coach in '74, Offensive Backfield Coach in '75).

In 1973, Novak was hired to be the Offensive Coordinator at East Carolina as the Pirates won the Southern Conference championship that season. He began his college coaching career in 1966 at his alma mater, Northern Michigan. At NMU, he was the Offensive Backs/Receivers Coach from 1966-70 before being promoted to Offensive Coordinator (1971-72). Prior to that, Novak was a high school coach in New London, Connecticut and in Iron Mountain, Michigan.

Novak was an AP Honorable Mention All-America quarterback at Northern Michigan where he received both his bachelor's and master's degrees. A native of Leominster, Massachusetts, Frank and his wife Ellen (3/23/81) have one son, Jason, and live in Missouri City, Texas. Frank also has four grown children who live in the New England area including son Frank Jr. and daughters Kimberly, Tracy, and Linda.

CHRIS PALMER



Receivers

2nd NFL Season, 2nd with Oilers

Born: September 23, 1949

Chris Palmer's first season as the Oilers' Receivers Coach was certainly an eventful one. He helped install the "Run 'N Shoot" offense and it paid big dividends. The Oilers owned the NFL's top-rated passing offense (388.9 yards per-game) and much of the on-field credit for that success can be traced to Palmer's "Fab Four" receivers. Each of Houston's four starting WRs, Drew Hill, Ernest Givins, Haywood Jeffires, and Curtis Duncan, finished in the top seven in AFC receptions while Hill and Givins earned Pro Bowl berths. Additionally, all members of the "Fab Four" ended up with over 65 catches, a statistic unprecedented in NFL annals. The quartet also finished 14 catches short of the league record for receptions by four players on one team while Givins' 979 yards kept the team 21 yards shy of having three 1000-yard receivers.

Palmer joined the Oilers on January 31, 1990 after spending the previous two years as the Head Coach at Boston University. A veteran of 19 years of coaching, Palmer installed the "Run 'N Shoot" offense at BU and produced one of the most exciting collegiate offenses in New England. He led the Terriers to a pair of 4-7 seasons, but his 1989 squad lost five games by a total of 15 points. In 1989, BU's offense finished tenth nationally in passing with a 284.6-yards per game average.

Before joining Boston University, Palmer served as the Head Coach at the University of New Haven from 1986-87. During his tenure with the Chargers, they posted consecutive 8-2 records. In '87, the team finished the season as the 16th ranked team in Division II and set school records for consecutive wins (8) and points in a season. After installing the "Run 'N Shoot" upon his arrival in 1986, UNH ended up ranked 18th in the nation. That '86 team also finished second nationally in passing offense and broke 54 school records.

In 1984, Palmer served as Receivers Coach/Passing Game Coordinator for the New Jersey Generals of the United States Football League. Promoted to Offensive Coordinator for the 1985 campaign, the team posted records of 14-4 and 11-7 and twice qualified for the playoffs during his USFL stint. In '85, featuring an offense that included RB Herschel Walker, QB Doug Flutie, and current Oiler T Don Maggs, the Generals led the league in rushing. Prior to coaching for the Generals, Palmer spent the 1983 season as the Offensive Line Coach for the Montreal Concordes of the Canadian Football League as the team posted its highest point total in 27 years.

From 1976-82, Palmer was an assistant coach at Colgate, ending up as the Red Raiders' Offensive Coordinator. In '77, the squad led the nation in offense with a per-game average of 486 yards and established a school single season record with ten victories. Colgate's 1982 team advanced to the NCAA Division I-AA playoffs. In 1975, Palmer was the Receivers Coach at Lehigh as the Engineers posted a 9-2 record and earned a Division II playoff berth. Ironically, he began his coaching career on the defensive side of the ball, serving as the Defensive Line Coach at the University of Connecticut from 1972-74.

Palmer holds a B.S. and a master's degree from Southern Connecticut where he played quarterback for the Owls. At SCSU, he was a teammate of Oiler Offensive Coordinator Kevin Gilbride. A native of Brewster, New York, Chris and his wife Donna (6/12/71) have two children including son Mark (2/24/77) and daughter Kristin (9/22/80).

RICHARD SMITH



Special Teams/ Linebackers

4th NFL Season, 4th with Oilers

Born: October 17, 1955

Nobody has been on the Oilers' coaching staff longer than Richard Smith, who enters his fourth year with the club. Smith is in charge of special teams and linebackers, the latter being added to his responsibilities last season. He had previously coached the team's tight ends, but with the installation of the "Run 'N Shoot" offense came the elimination of that position in Houston's arsenal. Since taking over the Oilers' special teams, hustle, hard-hitting, and desire have been that unit's calling cards. After tying the then-NFL record for blocked punts in a season in 1988 (5), Smith's special teams followed that up with four more (including playoffs) in '89, plus four blocked kicks (punt, FG, 2 PATs) last season. In addition, the Oilers were #1 in the NFL in 1990 in gross and net punting average, both offensively and defensively.

Smith came to Houston after spending the 1987 season in a similar capacity at the University of Arizona. In his one season at Arizona, Smith helped the Wildcats finish 17th in the nation with a 21.2-yard kickoff return average, their highest mark in five years. In addition, he vastly improved Arizona's coverage teams. Only 19 of the Wildcats' 51 punts were returned for a total of 54 yards (2.8 average) while opponents averaged only 15.4 yards on kickoff returns. The Wildcats' special teams also had five blocked kicks in '87.

Prior to his arrival at the Tucson school, Smith was the Special Teams/Outside Linebackers Coach for Joe Kapp at California from 1984-86. From 1981-83, he was the Defensive Line Coach at Fullerton State, helping the Titans reach the California Bowl in '83 as PCAA champions. Smith also coached the offensive line at Rio Hondo (Cal.) College from 1979-80.

A native of Los Angeles, Smith received his bachelor's degree from Fresno State. He was an offensive lineman at Rio Hondo before transferring to Fresno State in 1976. Under Head Coach Jim Sweeney, he helped lead the Bulldogs to the PCAA title in 1977.

Born October 17, 1955, Richard and his wife Patti reside in Richmond, Texas with daughters Morgan (1/29/81) and Aimee (2/24/89), and son Travis (12/10/85). The couple is expecting their fourth child in August.

JIM STANLEY



Defensive Line

8th NFL Season, 3rd with Oilers

Born: June 22, 1934

In his eighth season of NFL coaching, Jim Stanley owns more league coaching experience than anyone else on the Houston staff. He joined the Oilers full-time in his current role in January, 1990 after spending half of the '89 campaign with the club when former Defensive Line Coach Doug Shively underwent minor heart surgery. Stanley continued as a "special assistant" until December of that year following Shively's return.

In 1990, Stanley's defensive linemen enjoyed a productive year. After shifting from a 3-4 to a 4-3 base defense, Houston increased its team sack total while three Oilers had more than eight sacks (Sean Jones-12.5, Ray Childress-8, William Fuller-8). Additionally, the Oilers maintained their recent excellence against the run, permitting opponents to average just 98.4 yards rushing per game. Things continue to look good for Stanley's starting quartet who are all in their prime—no starting defensive lineman has more than seven years of NFL experience.

Before joining the Oilers, Stanley served as the Defensive Coordinator for the Tampa Bay Buccaneers in 1986. Prior to that, he was the Head Coach for the Michigan Panthers of the United States Football League from 1983-84, compiling a 22-14 record during that span. In 1983, his Panthers posted a 12-6 record as the team won the inaugural USFL championship and Stanley earned Coach of the Year honors. That squad featured such current NFL stars as WR Anthony Carter and QB Bobby Hebert. From 1980-82, he was the Defensive Line Coach for the Atlanta Falcons as that '80 team recorded a 12-4 mark. Stanley served in that same capacity for the New York Giants in 1979.

Stanley was the Head Coach at Oklahoma State for six years (1973-78), posting a 35-33-2 mark during that term. His teams earned bowl victories in 1974 (Fiesta) and 1976 (Tangerine), and his '76 squad was the Big Eight co-champions (9-3). While holding that post, he also was selected to coach in the East-West Shrine Game (1973), the Hula Bowl (1977), and the Japan Bowl (1977). Before being elevated to head coach, he was the Cowboys' Defensive Coordinator/Assistant Head Coach for the 1972 campaign. Prior to arriving at OSU, Stanley was the Defensive Coordinator for the Winnipeg Blue Bombers of the Canadian Football League (1971-72). He also worked as the Defensive Coordinator at Navy (1969-70) and Oklahoma State (1963-68). His first two college positions came as an assistant coach at SMU (1961) and at Texas-El Paso (1962). Stanley began his coaching career in the Amarillo high school system from 1959-60.

As a player, Stanley was a three-year starter at Texas A&M under Paul "Bear" Bryant. While playing both ways for the Aggies (guard and defensive tackle), one of his teammates was Oiler Head Coach Jack Pardee. A&M's 1956 squad was undefeated and Stanley earned All-Southwest Conference honors.

Born June 22, 1934 in Dunham, Kentucky, Jim and his wife Sylvia have four grown children including daughters Rhonda (10/19/57) and Starlyn (6/14/62), plus sons Mark (2/12/60) and Matthew (10/19/67). The Stanleys reside in Houston.

PAT THOMAS



Defensive Backs

2nd NFL Season, 2nd with Oilers

Born: September 1, 1954

The 1990 season marked Pat Thomas' first with the Oilers and his first as an NFL assistant coach. Taking over the Houston defensive backs, Thomas got immediate results. With a group of defensive backs that billed themselves as "The Air Patrol," Thomas' DB corps increased their interception total from 1989, finishing with 22 to rank sixth in the league. They also moved up into the NFL's top half in fewest passing yards allowed. More importantly, they trimmed the number of passing touchdowns they permitted by 36% over the previous season (28 to 18). Very satisfying to Thomas was the emergence of Richard Johnson as a starting cornerback. Johnson, who had never previously started more than three games, earned the starting RCB job, started all 16 games, and led the AFC with eight interceptions. It marked the most pickoffs in a season by an Oiler in 11 years.

Like fellow Oiler assistants Jim Eddy and Bob Young, Thomas had spent five years as an assistant under Houston Head Coach Jack Pardee. Thomas joined the University of Houston staff when Pardee was named head coach prior to the 1987 season. In '88, the Cougars' pass defense led the Southwest Conference by allowing only eight touchdown passes, just a 41% completion percentage, and only five yards per pass attempt. In 1989, Thomas' defensive backs helped the Cougar defense finish sixth in the country by allowing just 13.6 points per game.

Thomas' first coaching position came as the Defensive Backs Coach for the Houston Gamblers of the USFL. In two seasons, the Gamblers compiled a 23-13 record, and the 1984 squad won a division title with a 13-5 mark.

Thomas played seven seasons at cornerback for the Los Angeles Rams from 1976-82. He was a two-time Pro Bowler (1978, '80) and earned All-NFC honors in 1978 and All-Pro accolades in 1980. He finished with 26 career interceptions including a season-best eight in 1978 plus three in one game versus New Orleans in '79. He joined the Rams after being their second round draft choice in 1976.

Collegiately, Thomas starred at Texas A&M, ending his Aggie career with a then-school record 13 interceptions while twice being named to All-America squads. As a senior, he was selected to play in the Hula and Japan Bowls.

Born September 1, 1954 in Plano, Texas, Pat and his wife Lenith have three children, including sons Pat Jr. (11/13/76) and Joshua (7/19/82), and daughter Tamara (3/31/79).

STEVE WATTERSON



Strength and Rehabilitation

8th NFL Season, 6th with Oilers

Born: November 27, 1956

In April of 1988, Steve Watterson was elevated to the position of assistant coach in charge of strength and rehabilitation after serving two years as the coordinator in those two areas. In addition to those responsibilities, he directs the Oilers' successful off-season conditioning program that is widely credited with helping towards Houston's ascent to playoff status.

Prior to joining the Oilers, Watterson spent two seasons (1984-85) as the assistant trainer for the Philadelphia Eagles. From 1979-80, he served as the Head Trainer at Tucson (Ariz.) High School before accepting a similar post at Amphitheater High School in Tucson (1980-84). Watterson's other activities have included serving as a trainer at the 1982 Olympic Development Camp and at the National Sports Festival in Colorado Springs in 1983. This past off-season, Watterson received national attention when he personally supervised the rehabilitation of auto racing superstar A.J. Foyt. Foyt was able to come back from severe leg injuries to race in the 1991 Indianapolis 500.

Watterson has patents pending on shoulder and leg rehabilitation devices and on a leg measuring device through his company, Kelsea Plus Corp. He received his bachelor's degree from Rhode Island and his master's degree from Arizona.

A native of Newport, Rhode Island, Steve and his wife Denise (8/10/80) reside in Sugar Land, Texas with their daughter Kelsea (9/27/88).

BOB YOUNG



Offensive Line

2nd NFL Season, 2nd with Oilers

Born: September 3, 1942

Bob Young joined the Oilers in January, 1990 as the team's Offensive Line Coach. As a former Oiler offensive lineman himself, he took over a position rich in talent and tradition. Houston's offensive line features six-time Pro Bowl guard Mike Munchak and three-time Pro Bowler Bruce Matthews. To balance that veteran leadership, Young's charges also include the steadily-improving Don Maggs and David Williams. Last season, as the "Run 'N

Shoot" offense was installed, Young oversaw the adjustments in offensive line play that were necessitated by the change in offensive philosophy. The blocking "in the trenches" was a key factor as the Oilers led the league in total offense and passing while finishing second in scoring.

Young came to the Oilers after spending five seasons as an assistant under current Houston Head Coach Jack Pardee. From 1987-89, Young was the Offensive Line Coach for the University of Houston as the Cougars posted records of 4-6-1, 9-2 and 9-2. In 1989, Young's line blocked for Heisman Trophy winner Andre Ware as the Cougars set over 100 NCAA/Southwest Conference records for the second year in a row. UH led the nation in per game averages for total yards (624.9), passing yards (511.3), and scoring (53.5).

Before coaching for the Cougars, Young served as the Offensive Line/Strength and Conditioning Coach for the Houston Gamblers of the United States Football League from 1984-85. During his two Gambler seasons, the team twice led the league in total offense and scoring. In '84, the team posted a 13-5 mark and won a division title.

Young enjoyed an outstanding 16-year professional playing career, primarily as a guard. He played for the Denver Broncos of the then-American Football League from 1966-70 before being traded to the Oilers prior to the '71 campaign. After being acquired on waivers by St. Louis in September, 1972, Young launched a nine-year Cardinal career. During that time, he twice earned All-Pro honors while being part of the offensive line that set the NFC record for fewest QB sacks allowed in a season (7). Young returned to the Oilers in 1980 before closing out his playing career with New Orleans in '81.

Young began his college career at Texas under Head Coach Darrell Royal, earning All-Southwest Conference honors before transferring to Howard Payne. He holds a B.S. from Southwest Texas State and a master's from Sam Houston State.

Born September 3, 1942 in Marshall, Texas, Bob resides in Sugar Land, Texas with his wife, Mickey (2/7/90) who is a doctor. Bob also has three grown children including daughters Kathy (25) and Jill (23), and son West (21).

COLLEGE SCOUTING

C.O. BROCATO



College Scout

14th NFL Season, 14th with Oilers

Born: October 31, 1929

C.O. Brocato joined the Oilers in 1981 for his second tour of duty with the club as a scout. He is responsible for researching all college talent in the central United States. Brocato was recently selected as one of the top ten scouts in the NFL in a newspaper poll of league general managers.

Following his graduation from Baylor University, Brocato coached in the high school ranks as Head Coach at Jesuit High School in Shreveport, Louisiana. In 1968, he assumed the title of Defensive Coordinator at Northern Arizona, remaining at the

Flagstaff school for three seasons. From 1971-74, he held a similar post at Texas-Arlington before joining the Oilers in a scouting capacity from 1974-76. From 1977 until rejoining the Oilers, Brocato served as a scout for the United Scouting Combine.

Born October 31, 1929, C.O. and his wife Lucy have one daughter, Becky. The family resides in Arlington, Texas.

FRANK BUSH



College Scout

5th NFL Season, 5th with Oilers

Born: January 10, 1963

Former Oiler linebacker (1985-86) Frank Bush assumed the duties as the team's college scout for the western states on July 1, 1987.

Bush, considered one of the most talented young linebackers in the NFL, saw his playing career end in 1986 due to an irregularly narrow spinal canal. The 28-year-old Bush suffered a cervical sprain against Kansas City in September, 1986 and doctors then diagnosed the condition that forced him to retire.

In his rookie season of 1985, Bush played in all 16 games with 11 starts and contributed 114 tackles and four quarterback sacks. For his efforts, he was selected to UPI's First Team All-NFL Rookie squad. Bush opened the '86 season as the club's starting right outside linebacker. He was a fifth round draft choice of the Oilers in 1985 out of North Carolina State. As a three-year starter for the Wolfpack, Bush compiled 247 tackles, 15 sacks, and four interceptions. Bush earlier starred at Clarke Central High School in his hometown of Athens, Georgia.

Born January 10, 1963, Frank and his wife Stephanie currently reside in Sacramento, California with son Derrick (12/10/83).

GLENN CUMBEE



College Scout

6th NFL Season, 6th with Oilers

Born: September 2, 1948

The man responsible for scouting the southeast and midwest regions for Houston is sixth-year Oiler scout Glenn Cumbee.

As a collegian, Cumbee attended Baptist College and the University of South Carolina. He then embarked on a successful high school coaching career in South Carolina, first serving as Head Coach at Paul Knox High School in North Augusta (1970-71) before moving to Ridge Spring-Monetta High School from 1972-73. In 1974, Cumbee began a stint as Defensive Coordinator at Newberry (S.C.) College, remaining there until 1978. He coached the

linebackers at East Tennessee State in 1979 before entering private business for two years. In 1982, Cumbee joined the National Scouting Combine before accepting his current position with the Oilers.

Born September 2, 1948, Glenn and his wife Susan have a daughter, Meredith, (6/25/79), and reside in Newberry, South Carolina.

DUB FESPERMAN



College Scout

11th NFL Season, 11th with Oilers

Born: December 21, 1933

The responsibility of scouting the east coast for the Oilers belongs to Dub Fesperman. The 57-year-old Fesperman joined the Oilers in 1981 after a successful college coaching and scouting career.

A graduate of Duke University where he played both football and baseball, Fesperman began his career as a coach in the North Carolina school system from 1957-60. After that, he accepted a position as Defensive Line Coach at Wake Forest, spending three years working for the Demon Deacons. From 1964-66, Fesperman served in the same capacity at Tulane (Asst. Head Coach in '66) before joining Bobby Dodd's staff at Georgia Tech (1967-68). In 1969, Fesperman became the Defensive Coordinator at Massachusetts before accepting a similar post at Dartmouth (1972-74). Fesperman joined the CEPO Scouting Combine in 1975 (later merged with United Scouting Service) before coming to the Oilers.

Born December 21, 1933, Dub and his wife Marie have two grown daughters, Anne and Sandra. The family resides in Winston-Salem, North Carolina.

ADMINISTRATIVE STAFF



DON MacLACHLAN **Vice-President/Marketing and** **Broadcasting**

On February 1, the Oilers named Don MacLachlan as the team's Vice-President/Marketing and Broadcasting. MacLachlan joined the Oilers from Northwestern University where he served as Associate Athletic Director for Public Affairs.

In his new position, MacLachlan will be responsible for overseeing the daily operations of the Oilers' marketing, broadcasting, ticket office, and public relations departments. In addition to working closely in continuing the Oilers' marketing efforts, MacLachlan will also be very involved as a primary liaison between the Oilers and KTRH (radio contract) and Raycom (pre-season TV, weekly show).

At Northwestern, MacLachlan was responsible for coordinating and negotiating all radio and TV contracts, preparing sales pro-

posals while securing corporate sponsorships, coordinating game management, preparing revenue projections, and developing the Wildcats' marketing plan.

Prior to his promotion to Associate Athletic Director in 1988, MacLachlan served from 1985-88 as NU's Assistant Athletic Director. In that role, he supervised Northwestern's ticket office, sports information office, and sales and promotions. From 1981-85, MacLachlan was the Wildcats' Athletic Ticket Manager, handling all phases of the school's ticket operations including distribution, advertising, sales, accounting, and printing. He joined Northwestern in 1978 as their Assistant Sports Information Director and also assumed the duties of Head Men's Golf Coach the following year.

The 34-year-old MacLachlan is a native of Bloomfield Hills, Michigan and is a graduate of the University of Michigan. He and his wife Kathy have one daughter, Shannon (3/12/89).



LEWIS MANGUM

Director of Business Operations

In February of 1989, Lewis Mangum returned to the Oilers with the title of Executive Administrator. On March 26, 1990, he was named Director of Business Operations. In that position, Mangum is responsible for training camp, team travel, company purchasing, day-to-day administration of Sky Box Management, and serves as a liaison with the Houston Sports Association (HSA).

The 54-year-old Mangum previously had over 23 years of experience working for the Oilers and also for Owner K.S. "Bud" Adams, Jr.'s Ada Oil Company. From 1961-65, Mangum was an Accounting Supervisor for Ada before moving over to the Oilers in '66. While serving as Business Manager, he left the Oilers in 1983 after having also served the club as an accountant, controller, and Director of Ticket Operations.

From 1983-85, Mangum was the Director of Operations for the Houston Gamblers of the United States Football League. After working for the Gamblers, he joined the Greater Houston Orthopedic Center as Manager of Business Affairs, a position he held until rejoining the Oilers.

Mangum, a native of Kosciusko, Mississippi, attended the University of Mississippi before graduating from the University of Houston. Lewis and his wife LaVerne have twin daughters, Lucy and Laura, and a son, Larry.



GENE PEIRCE

Controller

This past July 1, J.E. "Gene" Peirce was named as the Oilers' Controller. In that role, Peirce is responsible for all treasury and accounting functions as well as the supervision of the club's accounting personnel.

The 47-year-old Peirce is not new to the Oilers. From 1978-81, he served as Vice-President/Finance and Chief Financial Officer for KSA Industries (Oilers' parent company) while also being on the team's Board of Directors. Prior to rejoining the Oilers, Peirce was the Comptroller for Northern Harris/Montgomery County Community College (1988-91).

From 1987-88, he held the position of Chief Financial Officer for Eddy Potash, a mining operation in Carlsbad, New Mexico.

In 1984, Peirce joined Brock Exploration Corporation in New Orleans as their Chief Financial Officer. From 1981-84, he was

Corporate Controller for Damson Oil Corporation in Houston. Peirce was the Treasurer for Houston's Thomson Industries, Ltd. from 1977-78, and was the Director of Corporate Accounting for Houston's International Systems and Controls Corporation from 1975-77. From 1973-75, Peirce served as an audit manager for Grant Thornton in Albuquerque, New Mexico after beginning his career on the audit staff of Ernst and Young in Columbus, Ohio.

A registered CPA, Peirce is a graduate of Allegheny College and holds a master's degree in accounting from Kansas State. A native of Meadville, Pennsylvania, Gene and his wife Linda reside in Spring, Texas with their three daughters, Kimberly (5/16/73), Kelly (2/13/75), and Kari (3/4/77).



MARILAN LOGAN **Director of Accounting Services**

Marilan Logan served as the Oilers' Controller from March, 1982 until being appointed as Director of Accounting Services in March, 1990. She was previously the controller of KSA Industries (Oilers' parent company) from 1978-84. Logan also handles the computer operations for the Oilers and all affiliates of KSA.

Logan was in the cost accounting department for Reed Tool Company prior to coming to the Oilers. Her duties with the Oilers include supervision of all accounting and bookkeeping departments as well as all bookkeeping operations for all KSA Industries companies.

Marilan and her husband Ricky reside in Houston with their three children, Sandy (5/31/70), Jeff (9/10/75), and Roy (12/11/80).



CHIP NAMIAS **Director of Media Services**

Chip Namias is currently in his sixth season as Director of Media Services for the Oilers. Namias joined the Oilers following four years of affiliation with the Miami Dolphins, including the last three as Director of Publicity. During Namias' tenure in Miami, he was responsible for coordinating all publicity aspects for the Dolphins, including the handling of the team's P.R. affairs in Super Bowls XVII and XIX.

Prior to his stint with the Dolphins, Namias worked for six years as a public relations director with three North American Soccer League teams. From 1977-79, he worked for the Memphis Rogues before moving to the Tulsa Roughnecks for the 1980 season, and then on to the Ft. Lauderdale Strikers in 1981 before joining the Dolphins.

With the Oilers, Namias is responsible for coordinating all media coverage and publicity for the team. Namias is the liaison between the local/national media and the Oiler players and coaches. He also writes the team's press releases, compiles all statistics, and works in conjunction with the TV networks in the televising of Oiler games. In addition, he has served as Chairman of the NFL Public Relations Directors' Media Services Committee for the past six years.

A native of New York City, Namias grew up in Memphis, Tenn. and Woodbridge, Conn. A graduate of the University of Florida with a degree in public relations, Namias served as an intern in the Gators' sports information department. He is single and resides in Houston.



MIKE MULLIS
Director of Ticket
Administration and Services

Mike Mullis joined the Oilers' organization in June, 1987 as the team's Ticket Manager. In March, 1990, he assumed his current title of Director of Ticket Administration and Services. In that position, he is responsible for overseeing season and single game ticket sales. Additionally, he supervises the Oilers' telemarketing efforts and the team gift shop.

Mullis came to the Oilers from the University of Houston where he had worked since 1976. From 1976-84, he served as the Cougars' Ticket Manager before being promoted to Assistant Athletic Director/Business Affairs. In December, 1986, Mullis assumed the position of Assistant A.D./Ticket Promotions and Operations at UH before being hired by the Oilers. From 1972-75, Mullis served as the Ticket Manager for the Houston Aeros of the World Hockey Association.

A Houston native (Lamar High School) and a graduate of the University of Houston, Mike and his wife Joella live in Missouri City, Texas with sons Michael (2/7/75) and Matthew (2/20/84).



RALPH STOLARSKI
Assistant Ticket Manager

Ralph Stolarski came to the Oilers in June, 1987 to serve in the capacity of Assistant Ticket Manager. He assists Mike Mullis in the day-to-day operation of the ticket office. In addition, Stolarski helps to sell and service Sky Boxes and Columbia Suites in the Astrodome.

Prior to his hiring by the Oilers, Stolarski was from 1980-87 the Assistant Ticket Manager for the Houston Livestock Show and Rodeo, annually one of the biggest events in the Houston area. For ten years, he worked for the Houston Sports Association, serving as the Astrodome's Assistant Ticket Manager from 1970-75 before being promoted to Ticket Manager (1976-80). Stolarski also worked part-time in tickets for the Astrodome for five years (1965-70) while working in the industrial safety industry.

A native Houstonian, Ralph and his wife Pat reside in Meadows, Texas.



GRADY SESSUMS
Director of Security

Grady Sessums, a veteran of 22 years of law enforcement experience, is involved in every phase of security for the Oilers and KSA Industries. Prior to joining the Oilers, Sessums spent 14 years as a member of the Texas Rangers where he attained the rank of Captain in the Department of Public Safety.

Sessums oversees the team's security matters at home and on the road as well as at training camp. He works closely with local, state, and national law enforcement agencies in his current position.

Retired from active service with the Texas Rangers, Sessums holds an instructor's certification from the Texas Commission on Law Enforcement Standards and Education. He attended Southwest Texas State Junior College and Sul Ross State University, serving both as a student and instructor in their law enforcement programs.

A past president and current member of the East Texas Peace Officers' Association, Sessums served in the Marine Corps Reserves from 1954-56, and later in the Air Force from 1956-60. He is a member of the Sheriff's Association of Texas and also serves on the Board of Directors of Crime-Stopppers.

Grady and his wife Sandy have two grown children, Steve and Jana, and reside in Cypress, Texas.



WILLIE ALEXANDER **Director of Player Relations**

Willie Alexander joined the Oilers in May, 1981 as the team's Career Consultant, an innovative program dealing with players' goals during and after their playing career. His position was expanded to Director of Player Relations in July, 1987.

Alexander was a defensive back for the Oilers from 1971-79, participating in 123 of 130 regular season games. He finished his NFL career with 23 interceptions and

his 95-yard touchdown return on a pick-off against Green Bay in 1977 is the second longest in Oilers' history. Alexander was a sixth round draft choice of the Oilers in 1971 after a standout college career at Alcorn A&M.

Alexander has spent the last 18 years in the insurance/financial planning industry in Houston and is also an employee benefits consultant. In his position with the Oilers, he counsels players concerning their outside opportunities for employment in the Houston area. In addition, he encourages players to complete their degree requirements and offers general assistance in adjusting to the NFL and the Houston community.

Alexander recently became President of the Houston Ronald McDonald House after previously serving on its Board of Directors. In addition, he is on the Board of Directors for the Houston Business Council, the United Negro College Fund, and Riverside General Hospital. Willie and his wife Carolyn reside in Houston with their children Michael (5/20/78) and Alexis (3/22/80).



GREGG WILLIAMS **Quality Control Coordinator**

In 1991, Gregg Williams enters his second season in the position of Quality Control Coordinator for the Oilers. In that role, he is responsible for "breaking down" film of Oiler opponents and compiling coaching reports on their offensive/defensive tendencies. Williams' additional responsibilities include assisting Pat Thomas in coaching the defensive backs, setting up the "scout" teams for Oiler practice sessions, and helping the defensive coaching staff on game day.

Prior to joining the Oilers, the 33-year-old Williams spent the 1988-89 seasons as a graduate assistant (worked with linebackers) for current Oiler Head Coach Jack Pardee at the University of Houston. From 1984-87, he was the Head Coach at Belton (Mo.) High School after spending the 1980-83 campaigns as an assistant coach at Excelsior Springs (Mo.) High School.

A native of Excelsior Springs, Missouri, Williams played football (quarterback) and baseball at Northeast Missouri State where he received his B.S. degree. He later earned his master's in education from Central Missouri State. Gregg and his wife Leigh Ann (8/5/78) have a son Blake (12/30/84) and a daughter Amy (3/12/90). The family resides in Katy, Texas.

TEAM STAFF



BRAD BROWN Head Trainer

In 1991, Brad Brown enters his fifth season as the Head Trainer for the Oilers. He came to Houston from his former position as Assistant Trainer for the Denver Broncos where he served from 1985 until joining the Oilers. Brown was a member of the Broncos' training staff when the team captured the AFC championship and advanced to Super Bowl XXI against the Giants.

Prior to his appointment in Denver, Brown was the Head Trainer at Fort Hays (Kan.) State University from 1978-85 while also serving as an instructor in the school's Health and Physical Education department. He had been a graduate assistant for the Tigers from 1977-78 after working as a student trainer there from 1974-77. In addition, Brown was employed as a student trainer for the Kansas City Chiefs during their 1975-76 training camps.

A native of Quinter, Kansas, Brown is certified by the National Athletic Trainers Association. He holds both a B.S. and master's degree from Fort Hays. Brad and his wife Kristi have two sons, Kyle (8/16/79) and Joel (7/21/82).



DON MOSELEY Assistant Trainer

Don Moseley joined the Oilers in May, 1987 and serves as the club's assistant trainer. Prior to his arrival in Houston, he had been the Head Trainer at Cameron University in Lawton, Oklahoma since 1985.

Before his stint at Cameron, Moseley was the Head Trainer at Central High School in San Angelo, Texas from 1980-85. Moseley held the same position at Cholla High School in Tucson, Arizona (1979-80) and was also a student trainer at Oklahoma from 1976-77. He is certified by the NATA.

Moseley, who served as an assistant in the Oilers' 1986 training camp, has a B.S. from Oklahoma and a master's degree from Arizona. Don and his wife Kim (6/15/91) reside in Missouri City, Texas.



GORDON BATTY Equipment Manager

Gordon Batty joined the Oilers' staff as the team's Equipment Manager in June, 1981. A native of Montreal, Batty worked his way onto the staff of the Montreal Alouettes of the Canadian Football League, starting as a ball boy for the team in 1973.

In 1979, Batty was elevated to Equipment Manager of the Alouettes, and served in that position until joining the Oilers in '81. His brother, Greg, worked with him with the Alouettes and is now the Equipment Manager for the WLAFF's Montreal Machine.

Batty orders all equipment and playing gear for the football team as well as maintaining that equipment throughout the season.

He and his wife Joanne reside in Sugar Land, Texas.



KEN SPARACINO **Video Tape Coordinator**

A native of Houston, Ken Sparacino became a full-time member of the Oilers' organization in March, 1986 as the team's Video Tape Coordinator. His responsibilities include the handling of all taping and production for the Oilers' organization.

Sparacino attended Waltrip High School in Houston, and Stephen F. Austin State University. He worked part-time for the Oilers from 1983-85 in film production

and cinematography.

He and his wife Marilyn reside in Houston with son Bobby (6/26/70) and daughter Angela (10/13/72).

1991-92 KEY DATES

July 15	Rookies and Free Agents Report to Training Camp, San Antonio (tentative)
July 18	Veterans Report to Training Camp, San Antonio (tentative)
July 19	First Full Squad Workout (tentative)
July 25	Pre-Season Scrimmage vs. Dallas Cowboys, Berger Center, Austin
July 27	Hall of Fame Game, Canton, Ohio
July 28	Pre-Season Scrimmage vs. Dallas Cowboys, Alamo Stadium, San Antonio
August 1-4	First Pre-Season Weekend
August 5-6	Joint Practice Sessions with San Diego Chargers, La Jolla, California
August 15	Oilers Break Camp, Return to Houston (tentative)
August 20	NFL Roster Cut-Down to 60 Players
August 26	NFL Roster Cut-Down to 47 Players
September 1-2	NFL Regular Season Opens
October 8	Trading Deadline
October 23-24	NFL Fall Meeting, Chicago
December 20	Deadline for Waiver Requests
December 21-23	NFL Regular Season Closes
December 28-29	AFC and NFC First Round Playoff Games
January 4-5	AFC and NFC Divisional Playoff Games
January 12	AFC and NFC Conference Championship Games
January 26	Super Bowl XXVI, Metrodome, Minneapolis
February 2	AFC-NFC Pro Bowl, Aloha Stadium, Honolulu
March 15-20	NFL Annual Meetings, Phoenix



STAFF PHOTOS



Joyce Bailey
Administrative Asst. to GM



Bill Baptist
Team Photographer



Linda McCue Bell
Sec./Owner-President



Carol Bock
Computer Services



Dr. Thomas Cain
Team Physician



Jim Carson
Novelty Shop Coordinator



Joe Dugger
Equipment Assistant



Dr. Robert Fain, Sr.
Team Physician



Dr. Robert Fain, Jr.
Team Physician



Lynda Greer
Sec./Coaching



Stan Hanus
Ticket Office



Eric Kettelhodt
Ticket Office



Bill Lackey
Equipment Assistant



Diane Lacy
Receptionist



Joe Malota
Video Assistant



Brenda Merrill
Sec./VP Mktg. & Broad.



Charlotte Mitchell
Sec./Scouting



Dr. Joseph Morgan
Team Dentist



Paul Noska
Equipment Assistant



Pam Price
Sec./Exec. Asst. to Pres.



Lois Royster
Sec./Ticket Admin. & Serv.



Eric Slocumb
Office Services Coordinator



Stuart Spears
Asst./Ticket Admin.




Marcella Vaughan
Sec./Dir. of Media Services



Bill Wainwright
Mktg./Broad. Asst.



Donna Wall
Sec./Exec. V.P.-Admin.



**MEET THE
1991 OILERS**

ADDITIONAL STATS

Passes Defensed: 1 in 1990

JOEY BANES

Tackle	<h1 style="font-size: 2em; margin: 0;">75</h1>	
	Height 6-6 Weight 290 Born 4/7/67 College Houston How Acq. ... D11 1990, FA 1991 NFL 2nd Year	

1990: Re-signed by the Oilers this past May 10 . . . Had been an Oiler draft pick last year but was waived on final cut-down September 2 . . . Was added to Oilers' practice squad on October 3 and remained there until November 7 . . . Was then signed off Houston practice squad by Indianapolis Colts and was added to their 47-man roster . . . Suited up but did not play in games against Patriots October 11 and Jets October 18 . . . Saw action as a reserve and on special teams in 34-20 win at Cincinnati October 25 . . . Was moved from Colts' active roster to practice squad on December 1 and remained there for rest of season . . . Was on active roster for at least three games so '90 season does count towards "NFL Experience" category . . . Drafted by Oilers in 11th round (295th overall) in 1990.

COLLEGE: Enjoyed four-year career at Houston, playing three of those seasons for current Oiler Head Coach Jack Pardee and Offensive Line Coach Bob Young . . . Also handled long snapping duties at UH . . . As a **senior**, accolades included Honorable Mention All-America from Sporting News and Football News . . . Was also AP First Team All-Southwest Conference selection . . . Helped Cougar offense lead nation in passing and total offense . . . Blocking helped UH rack up 744 yards in victory over Arizona State, most yards ever surrendered by Sun Devils . . . Registered eight "knock-downs" as Cougars set NCAA records for passing yards (771) and total offense (1021) in 95-21 thrashing of SMU . . . **Junior** honors included AP Honorable Mention All-America plus various All-SWC accolades . . . Helped UH average 484.6 yards and 41.1 points per game . . . Was key component of offensive line that helped Houston generate 699 yards in 82-28 win over Tulsa, the most points scored by an SWC team in 48 years . . . Played for Cougars in Aloha Bowl . . . In **sophomore** year, UH switched to "Run 'N Shoot" offense and had 1240-yard increase in total offense . . . Was a reserve at right tackle in **freshman** season, making first collegiate start versus Arkansas . . . Was red-shirted as true freshman in 1985 . . . Majored in political science.

PERSONAL: Single, lives year-round in Houston . . . Has donated time to Arthritis Foundation . . . Hobbies include fishing, hiking, and going to movies . . . Lists favorite movie as "Red Dawn" and favorite TV show as "Star Trek" . . . Enjoys listening to Pink Floyd, Led Zeppelin, and The Doors . . . Attended Klein High School in Houston, lettering in football and track . . . Born April 7, 1967 in Houston, Texas.

NFL STATISTICS

GAMES/STARTS: 1990: 1/0

ROBERT BANKS

Defensive End

97



Height 6-5
 Weight 260
 Born 12/10/63
 College . . . Notre Dame
 How Acq. . . FA-B, 1991
 NFL 4th Year

1990: Signed with Oilers this past April 1 as a "Plan B" free agent who was left unprotected by Cleveland Browns . . . As defensive end for Browns last season, appeared in 15 games with nine starts at RDE . . . All starts came in season's first nine games . . . Ended up with 30 tackles on 18 solos and 12 assists . . . Was ejected from September 16 game with Jets after kicking N.Y. TE Chris Dressel . . . Notched six tackles in loss to San Diego September 23 . . . Was credited by coaches with best game as a Brown with six tackles in loss at New Orleans October 14 . . . Following AFC Central bye that coincided with head coaching change (from Bud Carson to Jim Shofner), was replaced in starting lineup by Anthony Pleasant . . . Played sparingly for remainder of season.

PRO: Has excellent speed and mobility for size . . . In '91, returns to Oilers after leaving Houston as "Plan B" signee in 1989 . . . **1989:** Had signed with Cleveland as "Plan B" player (2/15) and started 15 games at RDE . . . Finished with 59 tackles (42, 17), four QB sacks, two forced fumbles, and two fumble recoveries . . . In season-opening 51-0 win at Pittsburgh (9/10), had five tackles, a sack, forced a fumble (recovered in end zone for TD by Clay Matthews) and recovered another . . . Again forced a fumble and also recovered one (set up team's first TD) in 16-13 victory over Denver (10/1) . . . Suffered knee sprain in game with Miami (10/8) . . . Had seven tackles plus a sack versus Bears (10/23) . . . Notched season-best eight total hits and a half sack in 10-10 tie with Chiefs (11/19) . . . In 24-20 division-clincher over Oilers (12/23), had personal-best 1½ sacks . . . Started both playoff games and totaled four solos . . . **1988:** For Houston, saw action in 14 games with no starts and finished with four tackles plus two special teams hits and a pair of passes defended . . . Did not play in 25-17 Thanksgiving wins at Dallas (11/24) and was on two-man inactive list for regular season finale versus Cleveland (12/18) . . . **1987:** Spent entire season on injured reserve (on 9/10) . . . Suffered dislocated finger during training camp that was surgically repaired . . . Also incurred knee injury during late-season practice that required arthroscope . . . Originally came to training camp as both a LB and DE . . . Drafted by Oilers in seventh round (176th overall) in 1987.

COLLEGE: Had four-year career at Notre Dame, playing linebacker for first three seasons before shift to defensive line for senior campaign . . . Overall, saw action in 44 games with 34 starts . . . Played four different positions at ND including inside and outside LB plus DT and DE . . . Called by Notre Dame Head Coach Lou Holtz "the most underrated football player in the entire country" . . . Career statistics included 190 total tackles (115, 75), five QB sacks, two fumble recoveries, and two pass break-ups . . . **Senior** totals featured 57 tackles (33, 24) and career-best four sacks to earn Honorable Mention All-America honors . . . Was selected Notre Dame's Outstanding Lineman . . . Earned invitation to East-West Shrine Game and had three solos and a sack in that affair . . . Due to hamstringing injury, missed Purdue and Pittsburgh games, thus marking first games ever missed in football career dating back to second grade . . . **Junior** totals included 50 tackles (29, 21) while starting every game at outside LB . . .

As a **sophomore**, contributed 68 total hits (41, 27) to finish second on team . . . **Freshman** numbers showed 15 tackles, beginning season as back-up to former Oiler (and current Eagle) Mike Golic before being thrust into starting lineup at LB in season finale against Air Force (10 tack.) . . . Majored in psychology.

PERSONAL: Single, resides year-round in Houston . . . Hobbies include music and exercising . . . Lists favorite movie as "Rambo," favorite TV show as "Wild Kingdom," and favorite book as The Bible . . . Enjoys listening to Kenny G . . . Attended Hampton (Va.) High School, lettering in football and basketball . . . Played linebacker and offensive line in high school and is only player in Virginia history to twice earn All-State honors on both offense and defense . . . Helped lead team to 38-1 record and three Class AAA state titles . . . As a senior, was selected as National Defensive Player of the Year by Columbus Touchdown Club . . . Full name is Robert Nathan Banks, born December 10, 1963 in Williamsburg, Virginia.

NFL STATISTICS

YEAR	TEAM	G-S	TACK.	ASST.	TOTAL	FUM. REC.	FUM. FOR.	QB SACK
1987	Houston		INJURED RESERVE					
1988	Houston	14-0	6	0	6	0	0	0
1989	Cleveland	15-15	42	17	59	2	2	4
1990	Cleveland	15-9	18	12	30	0	0	0
3-YEAR TOTALS		44-24	66	29	95	2	2	4
PLAYOFFS		3-2	4	0	4	0	0	0

ADDITIONAL STATS

Passes Defensed: 2 in 1988

ERIC BERGESON

Safety



37

Height 6-0
Weight 192
Born 1/1/66
College Brig. Young
How Acq. FA-B, 1991
NFL 2nd Year



1991: Signed by the Oilers as a "Plan B" free agent this past April 1 after being left unprotected by Atlanta Falcons . . . Saw action in 13 games for Falcons last season, primarily on special teams . . . Finished with two solos and two assists as DB, and added seven solos on special teams . . . Was the only rookie free agent to make Atlanta's roster in '90 . . . Made first NFL regular season appearance in 47-27 win over Houston September 9 and had an assist . . . Was waived by Falcons October 20, signed to their practice squad October 22, and re-activated onto 47-man roster October 25 . . . Was again waived November 5, placed on the practice squad the following day, and returned to the roster November 23 . . . Was not drafted, signing with Falcons as free agent.

COLLEGE: Played two seasons at Brigham Young after transferring from Snow Junior College (Ephraim, Utah) . . . Two-year statistics for BYU included 74 solos and 43 assists for 117 total tackles, four interceptions, 14 passes defensed, and three QB sacks . . . As a **senior**, earned First Team All-Western Athletic Conference honors . . . Contributed 30 solos and 33 assists for 63 total tackles, three interceptions, and five pass break-ups . . . Played both left cornerback and free safety . . . Was named WAC

Defensive Player of the Week for performance in win over Wyoming . . . **Junior** totals showed 44 solos and ten assists for 54 total hits plus a pick-off and three QB sacks . . . Started every game at RCB . . . Only interception prevented TD in game with Miami . . . As a JC player at Snow, was NJCAA All-America as a **sophomore** along with being all-region . . . Majored in political science.

PERSONAL: Married to Chandra (12/19/89), couple spends off-season in Provo, Utah with daughter Audrey (12/13/90) . . . Spent off-season working towards degree at Brigham Young . . . Hobbies include reading, fishing, basketball, and golf . . . Lists favorite movie as "The Godfather," favorite TV show as "The Simpsons," and favorite recording artist as Sade . . . Enjoys reading any Tom Clancy novel . . . While in college, served on an LDS mission to Hong Kong . . . Has brother Jamie who was gold medal winner in water polo in 1988 Summer Olympics . . . Attended Timpview High School in Provo, lettering in football and track . . . Full name is Eric Scott Bergeson, born January 1, 1966 in Salt Lake City, Utah.

NFL STATISTICS

YEAR	TEAM	G-S	TACK.	ASST.	TOTAL
1990	Atlanta	13-0	9	2	11

CODY CARLSON

Quarterback



14

Height 6-3
 Weight 202
 Born 11/5/63
 College Baylor
 How Acq. D3, 1987
 NFL 5th Year



1990: As has happened during entire pro career, served as back-up to Warren Moon . . . Appeared in six games with one start, completing 37 of 55 passes (career-best 67.3%) for 383 yards, four TDs, and two interceptions (96.3 efficiency rating) . . . Also rushed 11 times for 52 yards . . . Played only once in season's first five games and did not attempt a pass until October 14 in 48-17 win over Bengals (3 of 7, 32 yds.) . . . During six-game span (weeks 7-12), only saw brief action in win over Browns . . . Entered game early in third quarter in December 9 58-14 blowout of Cleveland and connected on 11 of 13 throws for 92 yards and one score . . . Had career-long runs of 16 and 12 yards in that game while going over 1000 career passing yards . . . Following Moon's thumb dislocation, played final series in 40-20 loss at Cincinnati December 23 . . . Started regular season finale versus Steelers December 30 in game Oilers had to win to qualify for playoffs . . . Completed career-high 22 passes in 29 attempts for 247 yards (2nd best ever) and personal best three TDs in 34-14 Houston triumph . . . In that game, also had career-bests for rushing yards (27) and pass completion (53 yds. to Haywood Jeffries) . . . Earned NFL Player of the Week and AFC Offensive Player of the Week honors . . . Following that performance, became nationally known as "Commander Cody" . . . With Moon still sidelined, also started 41-14 playoff loss at Cincinnati January 6, completing 16 of 33 passes for 165 yards, two TDs, and one pick-off.

PRO: Possesses strong arm and outstanding leadership ability . . . Is 4-2 as a regular season starter . . . **1989:** Made just six appearances, all in mop-up duty for Warren Moon . . . Completed 15 of 31 passes (48.4%) for 155 yards, no TDs, and one interception

(49.8 rating) . . . Played final 1½ quarters in 61-7 loss at Cincinnati (12/17) and had season bests in attempts (14), completions (7), and yards (85) . . . In that game, led team on 79-yard march for only TD and had season-high 23-yard completion to WR Ernest Givins . . . Suited up but did not play in Pittsburgh playoff loss . . . **1988:** Appeared in six games with five starts, all after Moon suffered fractured shoulder blade in third quarter of season-opener at Indianapolis (9/4) . . . For season, completed 52 of 112 passes (46.4%) for 775 yards, four TDs, and six interceptions (59.2 QB rating) . . . Also rushed 12 times for 36 yards and one TD . . . In that Colts' game, got first NFL playing time replacing Moon with score tied 14-14 . . . Completed three of six passes for 59 yards including clutch 21-yarder to WR Drew Hill that set up Tony Zendejas' winning 35-yard FG in OT . . . Got first start versus Raiders (9/11) and led Houston to 38-35 win, connecting on season-best 21 passes on 34 attempts (61.8%) for 276 yards, two TDs, and one pick-off . . . First NFL TD pass was 16-yarder to Hill (also had 12-yarder to WR Ernest Givins) . . . In that game, led team on winning 79-yard drive with 2:59 to play, completing six of nine throws including clutch fourth-and-ten toss to Givins . . . In leading Oilers to 31-6 win over New England (9/25), was good on eight of 17 passes for 166 yards, two scores, and two interceptions . . . Got first NFL rushing TD (1 yd.) in loss at Philadelphia (10/2) . . . In following game versus Kansas City, suffered chip fracture and dislocation of throwing thumb in first quarter after hitting hand on K.C. player's helmet while following through on passing motion . . . Although was not placed on injured reserve, thumb was placed in cast and remained on two-man inactive list until season's last regular season game . . . Dressed for both playoff games but did not see any action . . . **1987:** Did not see any action as a rookie . . . Suited up for first two games of season as back-up to Warren Moon, but lost that status to Brent Pease following players' strike . . . Also was in uniform for two other games when Oilers dressed out three QBs due to shoulder injury to Moon . . . Drafted by Oilers in third round (64th overall) in 1987.

COLLEGE: Had record-setting four-year career at Baylor . . . Was Bears' captain for three seasons . . . Owns every Baylor career passing record including marks for passing attempts (705), completions (366), yards (5411), touchdowns (33), and total offense (5835) . . . In Southwest Conference history, ranked fifth in total offense, sixth in yards passing, and seventh in completions . . . Rotated playing time in first three seasons with Tom Muecke in Bears' famed "Quarterback Shuffle" . . . Capped career by winning SWC's American Spirit Award, symbolic of "utmost in scholarship, sportsmanship, leadership, and football skills" . . . As a **senior**, was named Dallas Times Herald Southwest Conference Offensive Player of the Year and was also nominated for Davey O'Brien Award which annually goes to nation's top quarterback . . . Was also Academic All-SWC pick . . . In 1986, also earned First Team All-SWC and Honorable Mention All-America honors, completing career-best 157 passes in 287 throws (54.7%) for Baylor record 2284 yards (eclipsed former Oiler Don Trull's 2157), ten TDs, and 14 interceptions . . . 2640 yards total offense led SWC and was fourth best mark in conference annals (264.0 per game average was third in nation) . . . Also finished second on team's rushing chart with 356 yards . . . Earned SWC Player of the Week honors against TCU, completing 16 of 25 passes for 312 yards and three TDs . . . Led Bears to 21-9 triumph over Colorado in Bluebonnet Bowl . . . As a **junior**, completed 61 of 127 passes for 844 yards while rushing for additional 127 yards . . . Captured MVP honors in 21-7 win over LSU in Liberty Bowl . . . Missed three **sophomore** games with groin injury, finishing with 50 completions in 111 throws for 666 yards, six TDs, and six pick-offs . . . As a **freshman**, led the conference in passing efficiency with a 144.1 mark, completing 98 of 180 passes (54.4%) for 1617 yards, 12 touchdowns, and eight interceptions . . . Was named Dallas Morning News First Team All-SWC as well as being hailed SWC Offensive Newcomer of the Year . . . Started for Bears in Bluebonnet Bowl . . . Due to knee in-

jury, was redshirted in 1982 as incoming freshman . . . Holds B.S. in marketing management.

PERSONAL: Single, splits off-season between San Antonio and Sugar Land, Texas . . . Considerable charity work includes involvement with Muscular Dystrophy, American Cancer Society, Big Brothers/Big Sisters, and Fellowship of Christian Athletes . . . Hobbies include hunting, fishing, golf, and photography . . . Lists favorite movie as "Man From Snowy River," favorite TV show as "Moonlighting," and favorite book as "Sand Rivers" . . . Enjoys listening to Restless Heart, Brian Duncan, and David Sanborne . . . Attended Churchill High School in San Antonio, lettering in football and baseball . . . Made most All-State lists in leading team to 31-5 record, two district titles, and pair of berths in state semi-finals . . . Full name is Matthew Cody Carlson, born November 5, 1963 in Dallas, Texas.

NFL STATISTICS PASSING

YEAR	TEAM	G-S	ATT.	COMP.	YDS.	PCT.	TD	INT	LG	TKLD	QB RAT.
1987	Houston	0-0	0	0	0	0	0	0	0	0	0
1988	Houston	6-5	112	52	775	46.4	4	6	51t	10/72	59.2
1989	Houston	6-0	31	15	155	48.4	0	1	23	2/20	49.8
1990	Houston	6-1	55	37	383	67.3	4	2	53t	3/15	96.3
4-YR. TOTALS		18-6	198	104	1313	52.5	8	9	53t	15/107	68.0
PLAYOFFS		1-1	33	16	165	48.5	2	1	23	1/6	70.9

RUSHING

YEAR	TEAM	ATT.	YDS.	AVG.	LG	TD
1987	Houston	0	0	0	0	0
1988	Houston	12	36	3.0	10	1
1989	Houston	3	-3	1.0	0	0
1990	Houston	11	52	4.7	16	0
4-YEAR TOTALS		26	85	3.3	16	1
PLAYOFFS		4	22	5.5	12	0

ADDITIONAL STATS

Special Teams/Return Tackles: 1 in 1988, 1 in 1990 for total of 2

RAY CHILDRESS

DT/DE

79

Height 6-6
 Weight 272
 Born 10/20/62
 College . . . Texas A&M
 How Acq. D1a, 1985
 NFL 7th Year



1990: Again performed up to level that earns ranking as one of top defensive linemen in NFL . . . With Oilers' shift from 3-4 to 4-3 base defense, was converted to defensive tackle . . . Despite positional switch, enjoyed top-flight season . . . Honors included Pro Bowl selection; First Team All-Pro selection from PFWA, Sporting News, and College and Pro Football Newsweekly; Second Team All-Pro from AP and The National; Football News First Team All-AFC; and UPI Second Team All-AFC . . . Started all 16 games plus playoff match at LDT while serving as Oilers' defensive captain for third season . . . For sixth time in six pro seasons, paced all Oiler linemen in tackles (3rd on team) . . . Finished with 65 solos and 20 assists for 85 total tackles . . . Also tied for sec-

ond on team (with William Fuller) with eight QB sacks, had one forced fumble, one fumble recovery, and one pass defended . . . Was third straight season with at least eight sacks . . . Helped Oilers limit opponents to just 98.4 yards rushing per game . . . In 20-9 loss at Pittsburgh September 16, equalled career-high with 2½ sacks (7th career multi-sack game) while also recording a safety (Bubby Brister) . . . Notched 500th career tackle in that contest . . . Against 49ers October 7, had sack of Joe Montana while also getting first game exposure as tight end in short yardage offense . . . Had ten tackles (8, 2) in 48-17 pasting of Bengals October 14 . . . Had as many as 11 tackles for first time since 1987 (11/29 vs. Colts) in 13-10 loss at Seattle December 2 . . . Started playoff loss at Cincinnati and had four solos.

PRO: Possesses good size and quickness, plays well against the run and continues to make rapid progress in pass rush ability . . . Was selected in 1989 to Oilers' 30th Anniversary "Dream Team" . . . Entering 1991, consecutive games started streak is 16 . . .

1989: Started season's first 14 games before suffering fractured leg and missing final two contests plus playoff match . . . Started first two games of season at NT in place of injured Doug Smith (knee) . . . Led linemen with 57 tackles (38, 19) and also had team-high 8½ QB sacks, one fumble recovery, and one forced fumble . . . Sack total matched career-best and has led or shared team sack lead 1986-89 . . . Earned UPI Second Team All-AFC honors as Oilers finished second in AFC in rushing defense (104.3 per game) . . . Had multiple-sack game with two in season-opening loss at Minnesota (9/10) . . . Tied career best by posting 2½ sacks in 35-31 edging of Lions (11/5), then followed that up next week with 1½ QB drops in Monday night 26-24 win over Cincinnati . . . Suffered fractured fibula of right leg in 20-17 victory over Tampa Bay (12/10) . . . Was on two-man inactive list for remaining two games plus playoff loss, thus missing first non-strike games of career . . .

1988: Started all 16 games at LDE and finished with 60 tackles (45, 15) plus career-best (since tied) 8½ QB sacks (T-team lead, T-8th in AFC), seven fumble recoveries, and one forced fumble . . . At the time, was most QB drops by an Oiler since Jesse Baker's 11 in 1984 . . . Seven FRs came within two of NFL record of nine set by Minnesota's Don Hultz in 1963 . . . Honors included Pro Bowl, UPI First Team All-AFC, World Almanac Second Team All-Pro, College and Pro Football Newsweekly Second Team All-Pro, and AP Honorable Mention All-Pro . . . Was major reason why Houston boasted AFC's top rushing defense (99.5 per game) . . . In season-opening (9/4) 17-14 OT win at Indianapolis, earned AFC Defensive Player of the Week honors with six solos, two sacks, and key recovery of Gary Hogeboom fumble on Houston 18-yard line with score tied 14-14 . . . Had first career blocked PAT against Teddy Garcia of New England (9/25) . . . In 32-23 loss at Philadelphia (10/2), had seven tackles, a forced fumble, a fumble recovery, and a sack in what former Head Coach Jerry Glanville called "his best game ever" . . . Notched career best (since tied) 2½ sacks in 7-6 squeaker over Chiefs (10/9) . . . In 41-17 win over Washington (10/30), had team record three fumble recoveries (2 led to TDs) . . . Against Cleveland (11/7), recovered Bernie Kosar fumble with 61 seconds left in game to preserve 24-17 victory . . . Started both playoff games and had four tackles and a sack (in loss at Buffalo) . . . Received offer sheet from Chicago following season, but Oilers matched it . . .

1987: Was starter in 13 games with linemen-leading 69 tackles (44, 25), two forced fumbles, and team-best six QB sacks . . . In season-opening 20-16 win over Rams (9/13), forced an Eric Dickerson fumble with 2:47 left to play and Oilers ahead by one . . . Had season-high 11 tackles and a sack versus Colts (11/29) . . . Started both playoff games and led all DLs with seven tackles plus a sack (vs. Seattle, 1/3) . . . By nationwide balloting, was one of ten finalists for Miller Lite NFL Defensive Lineman of the Year . . . **1986:** Started all 16 contests, finishing second (behind John Grimsley) on team with 172 total tackles (67 solos, team-leading 105 assists) while also leading team in QB sacks with five . . . Was named First Team All-Pro by Football News . . . Had nine games with double figure tackle totals . . . Had 19 total tackles against

Detroit (10/5) and 20 versus the Raiders (10/26) . . . In season-ending 16-7 victory over Buffalo, had two sacks for second multi-sack game of career while also sharing field goal block with Mike Golic . . . **1985:** As a rookie, stepped right into Oilers' starting lineup and finished second on team in tackles with 135 (71, 64) to go along with 4½ QB sacks . . . Accomplishments earned First Team All-Rookie honors from Pro Football Writers of America and Football Digest, as well as runner-up status to Colts' Duane Bickett as NFLPA Defensive Rookie of the Year . . . Had seven games with double digit tackles, averaging 10.5 tackles per game over last six contests . . . Had multi-sack game (2) against Buffalo (11/10) . . . Chipped in with 12 tackles against Cleveland (12/15) . . . Was first of two first round picks by Oilers (3rd player overall) in 1985 . . . Was the first defensive player picked by Houston in the first round since Robert Brazile was chosen in 1975.

COLLEGE: Enjoyed standout career at Texas A&M that included 220 solos and 140 assists for 360 total tackles, 26 QB sacks, and nine fumble recoveries . . . In **senior** season, was credited with 124 tackles (68, 56) and ten sacks to earn First Team All-America honors from UPI and The Sporting News . . . Also was First-Team All-Southwest Conference and was one of 12 finalists for Lombardi Trophy . . . Selected to play in Hula Bowl and Japan Bowl . . . Had more than ten tackles in seven of ten games in 1984 senior campaign, including career-best 26 against Arkansas . . . Won Sports Illustrated Defensive Player of the Week that year for performance against Texas Christian (16 tackles, 3 sacks) . . . Was also First Team All-SWC as **junior** with 117 tackles (82, 35) plus 15 sacks . . . Was twice AP Player of the Week in '83 versus Arkansas (17 tackles, 4 sacks) and Baylor (5 tackles, 2 sacks, 23-yd. int. return for TD) . . . Won starting job midway through **freshman** campaign . . . Majored in building construction.

PERSONAL: Along with wife Kara (1/5/84) and son Clayton (11/20/90), couple now resides year-round in Houston . . . Owns construction business in Dallas and is also involved in apartment syndications and cattle ranching . . . Is a member of the Board of Directors of Ronald McDonald House and the American Heart Association . . . Was inducted into Texas High School Football Hall of Fame in Waco this past April 19 . . . Endows athletic scholarship at Texas A&M . . . Hobbies include cattle ranching, golf, and travel . . . Lists favorite movie as "Chism," favorite TV show as "China Beach," and favorite book as "The King Ranch" . . . Enjoys listening to George Strait and Randy Travis . . . A financial buff, enjoys reading Fortune and Wall Street Journal . . . Attended J.J. Pearce High School in Richardson, Texas, lettering in football and basketball . . . At Pearce, earned All-America, All-South, All-District, and All-State honors in senior season . . . Full name is Raymond Clay Childress, Jr., born October 20, 1962 in Memphis, Tennessee.

NFL STATISTICS

YEAR	TEAM	G-S	TACK.	ASST.	TOTAL	FUM. REC.	FUM. FOR.	QB SACK
1985	Houston	16-16	71	64	135	1	2	4½
1986	Houston	16-16	67	105	172	1	1	5
1987	Houston	13-13	44	25	69	1	2	6
1988	Houston	16-16	45	15	60	7	1	8½
1989	Houston	14-14	38	19	57	1	1	8½
1990	Houston	16-16	65	20	85	1	1	8
6-YEAR TOTALS		91-91	330	248	578	12	8	40½
PLAYOFFS		5-5	14	1	15	0	0	2

ADDITIONAL STATS

Passes Defended: 1 in 1985, 2 in 1986, 1 in 1987, 1 in 1988, 1 in 1990 for total of 6

Blocked FG: Shared with Mike Golic vs. Buffalo 12/21/86

Blocked PAT: vs. New England 9/25/88

PAT COLEMAN

Wide Receiver

17



Height 5-7
 Weight 173
 Born 4/8/67
 College ... Mississippi
 How Acq. ... D9 1990,
 FA 1991
 NFL 1st year



1990: Was re-signed by the Oilers this past May 19 . . . Had been an Oiler draft pick last year but was waived on September 11 . . . Actually made team's 47-man roster following training camp and was on two-man inactive list for 47-27 season-opening loss at Atlanta September 9 . . . Was added to Oilers' practice squad on October 3, then was signed by New England November 21 . . . Played for Patriots in 34-14 loss to Phoenix November 25 and returned two kickoffs for 18 yards . . . Was waived by New England the following day . . . Was only on an active roster for two games so '90 season does not count towards "NFL Experience" category.

COLLEGE: Played two seasons at Mississippi after transferring from Mississippi Delta Junior College . . . Initially came to Rebels as tailback before being converted to WR . . . Has been timed at 4.39 in 40-yard dash . . . Two-year Ole Miss statistics included 49 catches for 1014 yards (20.7 avg.) and 11 touchdowns while also rushing five times for 39 yards . . . Returned 44 kickoffs for 912 yards (20.7 avg.) and 44 punts for 450 yards (10.2 avg., 1 TD) . . . As a **senior**, earned Honorable Mention All-Southeastern Conference honors with 32 snags for 595 yards (18.6 avg.) and five TDs . . . Return-wise, brought back 16 kickoffs for 352 yards and 23 punts for 242 yards . . . Averaged 110.7 all-purpose yards per game . . . Against Arkansas State, caught five balls for school record 200 yards with three touchdowns (57, 42, 46 yds.) . . . Had 327 all-purpose yards in 32-28 win over Tulane with 92 receiving yards, 47 punt return yards, and 118 kickoff return yards . . . In Liberty Bowl win over Air Force, had 11-yard score on reverse plus 58-yard punt return TD . . . In **junior** year, had 17 receptions for 419 yards for outstanding 26.4-yard average (team-high 6 TDs), and also returned 28 kickoffs for 560 yards (school record, 20.0 avg.) plus 21 punts for 208 yards (1 TD, 9.9 avg.) . . . Ranked third in SEC punt returns and fifth in kickoff returns while averaging 108.8 all-purpose yards . . . Had 83-yard punt return for TD in first Ole Miss game against Memphis State . . . Caught two touchdown passes including game-winner in 25-22 edging of Arkansas State . . . Accounted for 245 all-purpose yards against Vanderbilt with 143 yards receiving (5 catches, TDs of 31 and 27 yds.) and five KO returns for 102 yards . . . As a **sophomore** JuCo star, was Mississippi Player of the Year, rushing for 1502 yards and eight TDs . . . Also averaged incredible 38.8 yards on five punt returns for 194 yards and two scores . . . Had 15 kickoff returns for 31.7-yard mark and pair of TDs . . . Was MVP in state JuCo all-star game with two touchdowns . . . Was also state champ in 100 and 200-meter dashes . . . Ran for 1313 yards in **freshman** campaign . . . Majored in physical education.

PERSONAL: Single, lives in Cleveland, Mississippi during off-season . . . Worked towards degree during this past off-season . . . Hobby is fishing . . . Lists favorite movie as "Predator" and favorite TV shows as "Sanford and Son" and "A Different World" . . . Enjoys listening to Heavy D . . . Attended Cleveland (Miss.) High School, lettering in football, track, and baseball . . . Was state champion in 100 and 200-meter dashes . . . Full name is Patrick Darryl Coleman, born April 8, 1967 in Cleveland, Mississippi.

NFL STATISTICS
KICKOFF RETURNS

YEAR	TEAM	G-S	NO.	YDS.	AVG.	LG	TD
1990	New England	1-0	2	18	9.0	12	0

DOUG DAWSON

Guard/Center

66

Height 6-3
Weight 288
Born 12/27/61
College Texas
How Acq..... FA, 1990
NFL 4th Year



1990: Capped amazing comeback story by appearing in 16 games with one start, primarily at guard and on special teams . . . Play in season opener on September 9 at Atlanta marked first regular season action in four years and two days (9/7/86 vs. Rams) . . . Decided to make comeback after four-season layoff due to major Achilles injury and Oilers were only team that offered opportunity . . . Entered training camp as long-shot free agent but easily made club's final roster . . . In aforementioned Falcons' game, relieved Bruce Matthews at RG when Matthews moved to center following leg injury to C Jay Pennison . . . Made first appearance at TE in Oilers' short yardage "Bumble" offense in 24-10 win over Colts September 23 . . . Came in at RG for Mike Munchak (knee) in fourth quarter of successive wins over Bengals October 14 and Saints October 21 . . . Spelled Munchak in third period of 58-14 beating of Browns December 9 . . . Got first start of season (at RG) in win-or-miss-playoffs victory over Steelers December 30 as Matthews shifted to center . . . Helped offense roll up 427 yards of offense in that 34-14 win . . . Again started at right guard in 41-14 playoff loss at Cincinnati January 6.

PRO: Has versatility to play either guard or center while also being effective special teamer . . . Possesses all necessary tools for offensive lineman, combining size, strength, and intelligence . . . Was with Cardinals for three years . . . **1989:** Did not play football due to 1986 Achilles injury . . . Worked in insurance business . . . **1988:** Did not play football as Achilles rehabilitation continued . . . **1987:** Following Achilles rehabilitation, did not pass Cardinals' training camp physical and was waived (8/10) . . . Actually signed with Oilers day after being waived by Cardinals, but could not pass Houston physical . . . **1986:** After recovery from foot fracture, was again ticketed for starting right guard spot . . . Sustained severe Achilles injury in season-opener versus Rams (9/7) . . . Was placed on injured reserve and remained there for duration of season . . . **1985:** Started all 16 games for Cardinals at right guard . . . Won job following retirement of Terry Stieve . . . Was key member of line that helped Stump Mitchell rush for 1006 yards and Neil Lomax pass for 3214 yards . . . **1984:** Appeared in 15 games for St. Louis with one start . . . Also saw considerable special teams action . . . Played extensively at guard in game with Giants (12/9) following injury to Stieve, then got first NFL start in season finale (12/16) versus Redskins . . . Drafted by Cardinals in second round (45th overall) in 1984.

COLLEGE: Enjoyed standout four-year career at Texas . . . Considered one of top offensive linemen in Longhorn annals . . . As a **senior**, served as UT captain and accolades included First Team All-Southwest Conference plus consensus All-America honors . . . Also received SWC American Spirit Award, symbolic of "utmost in scholarship, sportsmanship, leadership, and football skills" (Oiler teammate Cody Carlson also won this) . . . Was

also Academic All-America . . . Helped Longhorns post 11-0 record capped by rout of Texas A&M . . . **Junior** honors included AP/UPI Second Team All-SWC selection . . . During **sophomore** campaign, produced several key blocks in 'Horns' 14-12 victory over Alabama in Cotton Bowl . . . Used mostly as a reserve as a **freshman**, but won starting job for good in Bluebonnet Bowl against North Carolina . . . Has B.S. in petroleum engineering.

PERSONAL: Single, resides year-round in Houston . . . Is owner of Douglas A. Dawson & Associates which deals in insurance and investment planning . . . Is very active in community work, being involved with Brookwood Community Center, Fellowship of Christian Athletes, Diabetes Awareness, and Cystic Fibrosis Foundation . . . Also is on Board of Directors for "Texas Ex-es," a group that raises scholarship funds for University of Texas . . . Is also a member of Board of Directors of the Houston Touchdown Club, the Houston Livestock Show and Rodeo steer auction committee, and Houston's Chapelwood United Methodist Church . . . Hobbies include playing basketball and tennis, and motivational speaking . . . Lists favorite movie as "Die Hard," favorite TV show as "L.A. Law," and favorite book as The Bible . . . Enjoys listening to Stevie Wonder . . . Attended Memorial High School in Houston, lettering in football and baseball . . . Full name is Douglas Arlin Dawson, born December 27, 1961 in Houston, Texas.

NFL STATISTICS

GAMES/STARTS: 1984: 15/1, 1985: 16/16, 1986: 1/1, 1990: 16/1
4-YEAR TOTALS: 48/19 (P-1/1)

CRIS DISHMAN

Cornerback



28

Height 6-0
Weight 178
Born 8/13/65
College Purdue
How Acq. . . . D5a, 1988
NFL 4th Year



1990: Became full-time player for Oilers, starting all 16 games at LCB . . . Had previously started just two games in two seasons . . . Finished eighth on team (4th among DBs) with 58 tackles on 42 solos and 16 assists . . . Also added a forced fumble plus three solos and one assist on special teams . . . Tied for second on team (with Terry Kinard) and eighth in AFC with four interceptions while also tying Richard Johnson for team best in passes defended with 16 . . . Had interception in season-opening loss at Atlanta September 9, then helped limit Pittsburgh to 55 yards passing the following week . . . Also had interceptions in week #4 and 6 wins over San Diego (September 30) and Cincinnati (October 14) . . . In 26-24 Monday night win over Buffalo November 26, suffered bruised hip in first half and did not return until following week . . . In 13-10 OT loss at Seattle December 2, had final interception of season (career-best 42 yd. return) and also went over 100-tackle mark for career . . . Had season-best tackle effort with eight (led team) in regular season finale 34-14 win over Steelers December 30 . . . Started playoff loss at Cincinnati and recorded five tackles.

PRO: Very fast, has been timed at 4.39 in 40-yard dash . . . Is also outstanding coverage man . . . Entering 1991, consecutive games started streak is 16 . . . **1989:** Played in all 16 games with no starts and finished with 30 tackles (27, 3) plus seven on special

teams . . . Tied for second on club in interceptions with four and was third in passes defended with 11 . . . Also had a touchdown, a forced fumble, a fumble recovery, and a blocked field goal . . . In 47-41 OT loss to Bills (9/24), recovered Bubba McDowell's blocked punt (by John Kidd) and returned it seven yards for TD . . . Notched first career interception off Mike Tomczak throw and deflected Maury Buford punt in 33-28 victory at Chicago (10/15) . . . Blocked Nick Lowery FG attempt in loss at K.C. (11/26) and helped seal 23-16 triumph over Steelers with interception of Bubby Brister pass (12/3) . . . Had two tackles in playoff loss to Pittsburgh (12/31) . . . **1988:** As a rookie, played in 15 games with pair of starts and was prime contributor to resurgence of Oiler special teams . . . Had 12 solos and nine special teams stops to go with a forced fumble, a fumble recovery, and five passes defended . . . Both starts came in place of Steve Brown, who suffered pulled hamstring in season-opener at Indianapolis (9/4) . . . First career starts thus came in 38-35 win over Raiders (9/11) and in loss to Jets (9/18) . . . In 34-14 win at Pittsburgh (10/16), blocked a Harry Newsome punt and recovered it on Steeler two-yard line (Allen Pinkett scored TD) . . . That was one of two Oiler blocked punts in that game (Eugene Seale had other) . . . Oilers ended up tying NFL record for blocked punts in a season with five . . . Appeared in both playoff contests and had one tackle . . . Drafted by Oilers with first of two fifth round selections (125th overall) in 1988.

COLLEGE: Played three years at Purdue, starting in 33 of 34 games played . . . Statistical totals in Boilermaker career included 146 solos, 23 assists (169 total tackles), nine interceptions, 30 passes defended (2nd in school history), two forced fumbles, and one fumble recovery . . . As a **senior**, paced the secondary with 67 tackles (61, 6) and also had career bests in interceptions (4) and pass break-ups (13) . . . Against Louisville, held opposing WR to no receptions while also contributing 12 tackles and three pass knock-downs . . . In 1986 pre-season drills, was moved to wide receiver, but ended up sitting out **junior** season to concentrate on academics . . . In **sophomore** year, started at LCB and had 54 tackles (47, 7), three pick-offs, and eight passes defended . . . As a **freshman**, started every game, registering 48 total stops (38, 10), a pair of interceptions, and nine pass bat-downs . . . Had season-high 11 tackles against Wisconsin . . . Was red-shirted as a freshman receiver in 1983 and was moved to CB following season . . . Also participated in track at Purdue and in Big Ten Indoor Meet, finished second in the 60-meters and third in 300-meters . . . Majored in criminal justice.

PERSONAL: Married to Karen (7/6/91), couple splits off-season between Houston and Louisville . . . Has donated extensive time to Big Brothers/Big Sisters Foundation . . . Hobbies include bowling, going to movies, and bicycling . . . Lists favorite movies as "New Jack City" and "Ghost," favorite TV show as "Knots Landing," and favorite recording artists as Too Short and Teddy Pen-degrass . . . Has brother Colan who played basketball at Kentucky State . . . Attended DeSales High School in Louisville, lettering in football, track, and basketball . . . As a senior, was voted top H.S. player in Kentucky by one poll while earning All-State honors . . . Full name is Cris Edward Dishman, born August 13, 1965 in Louisville, Kentucky.

NFL STATISTICS

YEAR	TEAM	G-S	TACK.	ASST.	TOTAL	FUM.			YDS.
						REC.	FOR.	INT.	
1988	Houston	15-2	21	0	21	1	1	0	0
1989	Houston	16-0	31	6	37	1	1	4	31
1990	Houston	16-14	45	17	62	0	1	4	50
3-YEAR TOTALS		47-18	97	23	120	2	3	8	81
PLAYOFFS		4-1	7	1	8	0	0	0	0

ADDITIONAL STATS

Passes Defensed: 5 in 1988, 11 in 1989, 16 in 1990 for total of 32
Touchdown: 7 yd. blocked punt rec. vs. Buffalo 9/24/89
Blocked Punt: vs. Pittsburgh 10/16/88
Blocked FG: vs. Kansas City 11/26/89

CURTIS DUNCAN

Wide Receiver

80

Height 5-11
Weight 184
Born 1/26/65
College Northwestern
How Acq. D10, 1987
NFL 5th Year



1990: Enjoyed best season of four-year career, starting all 16 games as member of "Fab Four" receivers . . . Had started just one game in prior three league seasons . . . Established career highs with 66 receptions (4th on team, 7th in AFC) for 785 yards (4th on team) . . . "Fab Four" ended up with 286 catches, 14 short of eclipsing NFL record for four players on same team (Redskins with 299, 1989) . . . Quartet was also first in NFL annals to each get 65 catches . . . Led team in receptions and in yards three times . . . Got 100th reception of career on eight-yarder in 24-21 loss to 49ers October 7 . . . Tied career high with seven snags for 99 yards in 17-12 loss to Jets October 28 . . . In 35-23 victory at Cleveland November 18, had top game of season with seven catches (tied career high) for personal best 130 yards and a TD (1st score in 61 catches) . . . In December 30 34-14 win over Steelers, replaced injured Gerald McNeil as punt returner, handling that chore for first time since 1988 . . . Started playoff loss to Bengals and had one catch for 15 yards.

PRO: Possesses good hands, runs accurate routes, and has surprising speed . . . One of team's top deep threats . . . **1989:** Appeared in all 16 games with one start and contributed 43 catches (4th on team) for 613 yards (4th) and five TDs . . . Led team in receptions in three games and in yards twice . . . Had 86 receiving yards in 27-0 shutout of Pittsburgh (10/22), then had longest reception of career (55 yds.) following week at Cleveland . . . Got first NFL start in place of injured Ernest Givins (ankle) in loss at K.C. (11/26) . . . Went over 1000 career receiving yards with 18-yard TD in 23-16 triumph at Pittsburgh (12/3) . . . Had career-best (since tied) seven catches for 85 yards in 24-20 loss to Browns (12/23) . . . In post-season loss to Steelers (12/31), caught two balls for 15 yards . . . **1988:** Played in all 16 games, finishing third on team in receptions (22) and yards (302) with one score . . . Also returned four punts for 47 yards and a kickoff for 34 yards . . . In loss to Steelers (12/4), took over as team's punt returner following elbow injury to Willie Drewrey, who had taken over in previous week for injured Kenny Johnson . . . Had season-best 36-yard catch and only TD of season (13 yds.) plus team season high 26-yard PR in 41-6 romp over Cincinnati (12/11) . . . Appeared in both playoff games and had three receptions for 42 yards . . . **1987:** Played in ten games as a rookie and was third on club with 237 yards and fourth with 13 catches . . . 18.2-yard per-catch average was second on team while five TD receptions ranked third . . . Had touchdown catch on 38.5% of receptions . . . Also returned 28 kickoffs for 546 yards (19.5 avg.) to finish eighth in AFC . . . Along with Denver's Ricky Nattiel, was a Football Digest First Team All-Rookie selection . . . In 37-33 win over Atlanta (10/25), caught two passes for 55 yards with both snags going for touchdowns . . . In that game, caught 14-yarder in back corner of end zone with 27 seconds left to win contest . . . Was

thus first Oiler to have two TD catches in one game since Drew Hill did it versus Colts (12/22/85) . . . In 31-29 win at Cincinnati (11/1), had four kickoff returns for 120 yards including 62-yarder that began Oilers' comeback from 15-point fourth quarter deficit and was longest Houston KO return of season (longest since Steve Brown's 93-yarder vs. Browns, 12/11/83) . . . At one point in season, five of eight catches went for touchdowns . . . Long catch of year was 48-yarder versus Cleveland (11/22) . . . Missed two games due to strained knee ligaments suffered in game with Colts (11/29) . . . Had season-best four catches for 32 yards in playoff loss at Denver (1/10) . . . Drafted by Oilers in tenth round (258th overall) in 1987.

COLLEGE: Played four seasons at Northwestern, winning letters in last three . . . Career receiving totals included 67 catches for 1159 yards (17.3 avg.) and six touchdowns . . . On kickoffs, returned 50 for 1308 yards and an outstanding 26.2-yard average . . . As a **senior**, earned AP/UIP Honorable Mention All-Big Ten honors with 29 receptions for 437 yards (15.1 avg.) and two scores . . . Was second in the conference and 12th in nation with 24.8-yard KO average . . . Was also Honorable Mention All-Big Ten as a **junior**, ending up with career-high 31 catches for 498 yards (16.1 avg.) and three touchdowns . . . Ranked third in country in kickoff returns with 27.2-yard mark on 11 tries for 299 yards . . . Had best '85 game against Northern Illinois with eight receptions for 173 yards plus 77-yard kickoff return . . . **Sophomore** totals included six catches for 171 yards (28.5 avg.) while finishing fifth in nation with 27.3-yard KO mark on 17 returns for 464 yards . . . Had school record 99-yard TD return that season against Indiana . . . In limited **freshman** play, caught one pass for 53 yards and averaged 24.8 yards on kick returns . . . Was also member of Wildcats' track team, specializing in 300-yard dash . . . Holds B.S. in business/pre-law.

PERSONAL: Married to Meredith (6/11/88), couple resides in Houston . . . Works in off-season for Enterprise Capital Corp. . . . Also spends considerable off-season time giving anti-drug talks to school children . . . Hobbies include reading, jogging, and writing poetry . . . Lists favorite movie as "Rocky IV," favorite TV show as "The Cosby Show," and favorite book as The Bible . . . Attended Redford High School in Detroit, lettering in football and track . . . Was All-City, team captain, and MVP as a senior . . . Was two-time state finalist in 100 and 200-meter dashes . . . Full name is Curtis Everett Duncan, born January 26, 1965 in Detroit, Michigan.

NFL STATISTICS

YEAR	TEAM	G-S	NO.	YDS.	AVG.	LG.	TD
1987	Houston	10-0	13	237	18.2	48	5
1988	Houston	16-0	22	302	13.7	36	1
1989	Houston	16-1	43	613	14.3	55	5
1990	Houston	16-16	66	785	11.9	37t	1
4-YEAR TOTALS		58-17	144	1937	13.5	55	12
PLAYOFFS		6-1	10	104	10.4	18	0

KICKOFF RETURNS

YEAR	TEAM	NO.	YDS.	AVG.	LG.	TD
1987	Hou.	28	546	19.5	62	0
1988	Hou.	1	34	34.0	34	0
1989	Hou.	0	0	0	0	0
1990	Hou.	0	0	0	0	0

PUNT RETURNS

YEAR	TEAM	NO.	FC	YDS.	AVG.	LG.	TD
1987	Hou.	8	2	23	2.9	9	0
1988	Hou.	4	2	47	11.8	26	0
1989	Hou.	0	0	0	0	0	0
1990	Hou.	0	1	0	0	0	0

4-YR. TOTALS		29	580	20.0	62	0	12	5	70	5.8	26	0
PLAYOFFS		0	0	0	0	0	1	4	6	6.0	6	0

ADDITIONAL STATS

Tackles: 1-0-1 in 1988, 3-0-3 in 1989, 2-0-2 in 1990 for total of 6-0-6
Rushing: 1 for 0 yds. vs. Tampa Bay 12/10/89

ERIC FAIRS

Linebacker

51



Height 6-3
 Weight 244
 Born 2/17/64
 College . . . Memphis St.
 How Acq. FA, 1986
 NFL 6th Year



1990: Again ranked as one of team's best special teamers . . . Saw action in all 16 regular season games with one start . . . Contributed five solos and two assists as a back-up linebacker and had 11 solos and five assists on special teams . . . Special teams tackle total of 16 tied for second on team behind Eugene Seale's 19 . . . Had only fumble recovery of campaign in September 9 season-opening loss at Atlanta . . . Made fourth start of five-year career and only one of season in 24-10 win over Colts September 23 . . . Subbed in that game for injured Robert Lyles (ankle) and had two tackles plus two ST hits . . . Had top special teams effort of season with three tackles in 48-17 romp over Bengals October 14 . . . In 27-10 win at K.C. December 16, played most of final quarter at LB in place of John Grimsley and had pair of solos (plus ST hit) . . . Appeared in playoff loss to Bengals and had one solo.

PRO: Is one of team's top special teams performers while continuing to show marked improvement at linebacker . . . **1989:** Played in all 16 games and had first three starts of career in place of injured Robert Lyles (knee) . . . As LB, finished with 33 tackles (22, 11) while tying for second in special teams hits with 12 . . . Had first QB sacks of career, ending up with 2½ while also tying for team lead in fumble recoveries with two . . . Recorded first NFL sack in 34-27 win at San Diego (9/17) . . . Replaced Lyles following injury in 23-7 besting of Raiders (11/19) and had four tackles, a QB drop, and recovered Vince Evans fumble that sealed victory . . . First league start came in loss at K.C. (11/26) and tied for team lead while posting career-best seven tackles . . . In playoff loss to Steelers (12/31), had sack of Bubby Brister plus two ST tackles . . . **1988:** Finished second in ST tackles (behind Eugene Seale) with 18 while seeing action in all 16 games . . . From LB spot, had eight solos and a fumble recovery . . . Got second of two blocked punts by Oilers on John Teltschik in game at Philadelphia (10/2) and was credited with safety on that block when ball traveled out of end zone . . . In 41-17 triumph over Redskins (10/30), had fumble recovery while credited with career-best five special teams tackles . . . Top tackle game at LB came with four solos in 38-20 win over Phoenix (11/13) . . . Played in both post-season games and had one ST tackle . . . **1987:** Performed in all 12 non-strike contests, finishing with five solos and four assists at LB while leading team in special teams tackles with ten (8, 2) . . . In Oilers' 31-29 comeback win at Cincinnati (11/1), had team season-high of five special teams tackles . . . Saw extensive action at linebacker in loss to Browns (11/22) due to injuries to John Grimsley and Al Smith . . . Played in both playoff games and led team in special teams tackles . . . **1986:** Was not drafted, originally signed by Oilers prior to '86 pre-season . . . Was released on final cut-down (9/1), but was re-signed (10/2) following injury to Frank Bush . . . Saw action in 12 games, primarily on special teams, ending up with 11 solos and four assists . . . Led all special teamers with three stops versus Miami (11/2) and got playing time at LB versus Chargers (12/7).

COLLEGE: Enjoyed outstanding career at Memphis State . . . A four-year starter for the Tigers, career statistics included 266 solos and 169 assists for 435 total tackles, 10½ quarterback

sacks, and 32 tackles for losses of 118 yards . . . As a **senior** in 1985, earned AP Honorable Mention All-America honors as well as being named First Team All-South Independent and First Team All-Metro Conference . . . Senior figures included 143 tackles (96, 47), two QB drops, two interceptions, and ten tackles for losses . . . Top senior game came versus Tennessee with 18 tackles . . . **Junior** honors included Sporting News All-America Checklist, First Team All-Metro, and Second Team All-South Independent with 94 stops (42, 52), 6½ sacks, and 17 tackles for losses . . . That season, had 14 tackle, one-sack effort versus North Carolina and 14 tackle, two-sack outing against Southwestern Louisiana . . . Was First Team All-Conference and Second Team All-South Independent as a 1983 **sophomore** with 82 solos and 40 assists, two fumble recoveries, two QB sacks, and two interceptions . . . Contributed 76 total tackles as a **freshman** (46, 30) . . . Majored in criminal justice.

PERSONAL: Single, now resides in Houston year-round . . . Hobbies include bowling, basketball, and traveling . . . Lists favorite movies as "House Party" and "Hard to Kill," favorite TV shows as "Sanford and Son" and "The Arsenio Hall Show," and favorite book as "Jet" . . . Enjoys listening to The O'Jays and Isley Brothers . . . Attended Northside High School in Memphis, lettering in football, basketball, and track . . . Was AP/UPI First Team All-State as a senior and was named Memphis Commercial Appeal Player of The Year in 1981 . . . Full name is Eric Jerome Fairs, born February 17, 1964 in Memphis, Tennessee.

NFL STATISTICS

YEAR	TEAM	G-S	TACK.	ASST.	TOTAL	FUM. REC.	QB SACK
1986	Houston	12-0	11	4	15	0	0
1987	Houston	12-0	13	6	19	0	0
1988	Houston	16-0	26	0	26	1	0
1989	Houston	16-3	31	14	45	2	2½
1990	Houston	16-1	16	7	23	1	0
5-YEAR TOTALS		72-4	97	31	128	4	2½
PLAYOFFS		6-0	5	1	6	0	1

ADDITIONAL STATS

Blocked Punt: vs. Philadelphia 10/2/88

Safety: vs. Philadelphia 10/2/88

Passes Defensed: 1 in 1989

BERNARD FORD

Wide Receiver



88

Height 5-10
Weight 171
Born 2/27/66
College Central Florida
How Acq. . . . FA-B, 1990
NFL 3rd Year



1990: Joined the Oilers as a "Plan B" free agent on March 26, 1990 after being left unprotected by Dallas . . . Earned spot on Oiler roster as reserve receiver and kick returner . . . Played in 14 games with no starts, catching ten passes for 98 yards and one score . . . Also returned 14 kickoffs for 219 yards (15.6 avg.) . . . Only touchdown of season came on three-yard fourth quarter pass from Warren Moon in opening day September 9 47-27 loss at Atlanta . . . Was on two-man inactive list following week at Pittsburgh and dressed but did not play in week #3 against Indianapolis . . . Was one of 11 Oilers to catch a pass in 17-7 victory at

San Diego September 30, and was one of ten to register a reception in 23-10 besting of New Orleans October 21 . . . In 58-14 triumph over Cleveland December 9, matched career best with three catches for 44 yards including career-long 24-yard snag . . . Had three KO returns for 57 yards in first career playoff game versus Bengals January 6.

PRO: Very quick, has elusive moves as receiver while also being kick-blocking threat on special teams . . . Has been timed at 4.34 in 40-yard dash . . . **1989:** As a rookie for Cowboys, played in ten games with one start and caught seven passes for 78 yards (11.1 avg.) with one TD . . . Had initially gone to training camp with Buffalo and was signed to Dallas' developmental squad (9/7) after being waived by Bills (9/4) . . . Was activated by Cowboys prior to sixth game (10/15), and in first pro game versus Rams (Monday night, 10/16), got only TD of season (10 yds.) while catching three balls for 28 yards . . . Only start of campaign came in loss to Phoenix (10/29) . . . In contest at Philadelphia (12/10), had two catches for 35 yards (including season-long 21 yds.) and also returned blocked field goal attempt 51 yards . . . **1988:** Spent entire season on injured reserve (8/15) for Buffalo due to shoulder problem . . . Had impressive training camp prior to injury . . . Drafted by Bills in third round (65th overall) in 1988.

COLLEGE: Enjoyed three outstanding seasons at Central Florida after playing one year at Marion Military Institute Junior College in Alabama . . . Three-year statistics for the Knights included 111 receptions for 2138 yards (19.3 avg.) and 20 touchdowns while also rushing 20 times for 125 yards (6.3 avg.) . . . Had 33 kickoff returns for 654 yards (19.8 avg.), punted 20 times for 37.5 average, and completed three of five passes for 76 yards . . . Set school record with 11 career blocked kicks while ranking second in CFU annals in both receptions and yards . . . As a **senior**, had career-highs in receptions (68, 2nd in nation), yards (1180), and TDs (12) while also blocking three kicks and returning 16 KO's for 360 yards (22.5 avg.) . . . Was finalist for Harlon Hill Trophy, symbolic of top player in Division II . . . Also earned invitation to Blue-Gray Game and was Kodak First Team All-America . . . Set school record against Elon with 14 catches (140 yds.) . . . Had six receptions for 143 yards against Bethune-Cookman and eight snags for 159 yards versus Eastern Kentucky . . . Had 85 reception yards, completed a pass (35 yds.), punted, blocked a punt, and returned kickoffs in game with Georgia Southern . . . Against West Georgia, caught 12 passes for 197 yards and three TDs . . . Following week versus N.W. Missouri State, set school records for receiving yards (208) and TDs (4, including 87-yarder) on 11 receptions . . . Had 14 catches for 223 yards and one score in pair of NCAA playoff games . . . **Junior** numbers included 30 catches for 653 yards (21.8 avg.) and eight TDs while returning 15 KO's for 289 yards and blocking three kicks . . . Had pair of TDs against West Georgia while top '86 game came with seven snags for 104 yards and a score versus Wichita State . . . Caught 13 balls for 305 yards (23.5 avg.), punted 13 times for 36.5 average, and blocked five kicks in **sophomore** season . . . In **freshman** JuCo season, averaged 30.3 yards on 12 receptions for 364 yards and five scores . . . Had four grabs for 176 yards and three TDs against Auburn freshman . . . Majored in marketing.

PERSONAL: Has two children including daughter LaShonda (8/21/83) and son Bernard Jr. (2/27/85) and splits off-season between Houston and Oviedo, Florida . . . Owns a magazine in Florida and spent good portion of off-season involved in that . . . Charity-wise, is very involved in working with and sponsoring Eagle Scouts . . . Hobbies include writing poetry, playing pool, swimming, and reading . . . Lists favorite movie as "Do the Right Thing," favorite TV shows as "The Cosby Show" and "A Different World," and favorite book as Donald Trump's "The Art of the Deal" . . . Enjoys listening to Luther Vandross . . . Attended Crisp County (Ga.) High School, lettering in football, basketball, and track . . . Was three-time All-State in track . . . Full name is K. Bernard Ford, born February 27, 1966 in Cordele, Georgia.

NFL STATISTICS

YEAR	TEAM	G-S	NO.	YDS.	AVG.	LONG	TD
1989	Dallas	10-1	7	78	11.1	21	1
1990	Houston	14-0	10	98	9.8	24	1
2-YEAR TOTALS		24-1	17	172	10.1	24	2
PLAYOFFS:		1-0	0	0	0	0	0

ADDITIONAL STATS

Blocked FG Return: 51 yds. vs. Philadelphia 12/10/89

Kickoff Returns: 14 for 219 yds., 15.6 avg., long 23 in 1990 (3 for 57 yds., 19.0 avg., long 22 in playoffs)

WILLIAM FULLER

Defensive End



95

Height 6-3
 Weight 265
 Born 3/8/62
 College... No. Carolina
 How Acq. Trade, 1986
 NFL 6th Year



1990: Started all 16 regular season games at left end in Oilers' new 4-3 base defense . . . With eight sacks (T-2nd on team), was one of three Oilers to contribute eight or more QB drops . . . Finished tenth on club in tackles with 50 on 31 solos and 19 assists while also chipping in with a fumble recovery and a linemen-leading (3rd year in row) seven passes defended (3rd on team) . . . On Houston's first defensive play of season, recorded sack of Atlanta's Chris Miller on September 9 . . . In home opening 24-10 besting of Colts September 23, notched five tackles, 1½ sacks, and a pass bat-down . . . Had fumble recovery but suffered concussion in first quarter of 35-23 win at Cleveland November 18 and did not return (replaced by Ezra Johnson) . . . Came up with a sack and pair of passes defended in 13-10 OT loss at Seattle December 2 . . . Had two solo hits in 41-14 playoff defeat at Cincinnati January 6.

PRO: Excellent pass rusher who played first two seasons in USFL before coming to NFL . . . Entering 1991, consecutive games streak stands at 21 . . . **1989:** Played in 15 games with eight starts, four at right end and four at left end . . . Contributed 42 tackles (31, 11), 6½ QB sacks (2nd on club), four pass break-ups (led all DLs), and one forced fumble . . . Started first two games at LE in place of Ray Childress, who moved to NT due to knee injury to Doug Smith . . . Matched career high with 2½ QB sacks (also 9/11/88 vs. Raiders) in 47-41 OT loss to Bills (9/24) . . . Was on two-man inactive list for Cleveland game (10/29) due to ankle sprain . . . Recorded fourth multi-sack game of career with pair against Boomer Esiason in 26-24 edging of Cincinnati (11/13) . . . In loss at K.C. (11/26), started at RE in place of Richard Byrd (back) and tied for team lead with season-best seven tackles . . . Moved back to LE in place of injured Childress (leg) for final two regular season games plus playoff loss . . . Had six tackles plus a pass bat-down versus Steelers in post-season loss (12/31) . . . **1988:** Appeared as sub in season-opener, then started remaining 15 regular season games at right end . . . Statistics included 56 total tackles (40, 16), 8½ QB sacks, a linemen-leading eight pass bat-downs, one interception, and a forced fumble . . . Tied with Ray Childress for team's sack lead which tied for eighth in AFC and was most by an Oiler since Jesse Baker's 11 in 1984 . . . Was prime reason why Oilers tied for third in AFC sacks . . . In opening 17-14 OT win at Indianapolis (9/4), had four tackles, 1½ sacks, and forced a Gary Hogeboom fumble (recovered by Childress) at the Houston 18-yard line with the score tied 14-14 . . .

Had outstanding game in 38-35 edging of Raiders (9/11) with five stops and career-best (since tied) 2½ QB drops . . . Got first NFL interception off Steve Grogan pass in Oilers' 31-6 triumph over Patriots (9/25) . . . In 41-6 beating of Cincinnati (12/11), led all players with personal-best ten tackles plus a sack . . . Started both Houston playoff games and notched five tackles . . . **1987:** Appeared in all 12 non-strike games with one start, ending up with 22 tackles (13, 9), two sacks, and three pass bat-downs . . . Had first NFL multi-sack game with pair against Buffalo (9/20) . . . Got first NFL start versus Cincinnati (11/1) in place of injured Richard Byrd . . . Played in both playoff games with one assist . . . **1986:** Acquired by Oilers from Rams (9/18) along with Kent Hill, the Rams' number one draft choice in 1987 and '88, and L.A.'s fifth round selection in '87 in exchange for rights to QB Jim Everett . . . Finished with 22 tackles (9, 13), a sack, and three pass bat-downs in 13 games . . . In OT loss at Cleveland (11/30), had season-high ten tackles, then had first NFL sack versus Vikings (Wade Wilson, 12/14) . . . **1985:** Playing for Baltimore Stars, earned Sporting News First Team All-USFL honors, finishing season with 8½ QB sacks for 102 yards in losses plus four fumble recoveries . . . Helped lead team to 28-24 win over Oakland in league championship game . . . **1984:** Was territorial selection of then-Philadelphia Stars . . . As a rookie, appeared in 13 games with 12 starts, contributing 34 solos and 23 assists, one QB drop, and one fumble recovery . . . Missed five games due to broken ankle suffered against Los Angeles (5/13) . . . Top game came versus Washington (3/4) with eight tackles . . . Also started all three post-season games and had a sack in 28-3 title game victory over Arizona.

COLLEGE: Was outstanding defensive lineman at North Carolina . . . As a **senior**, had 54 solos and 27 assists (81 total), and led team in QB sacks (5) and tackles for losses (17 for -35) . . . Honors that season included Football Writers, Football News, and Playboy First Team All-America, plus All-America accolades from Walter Camp, AP, UPI, and Sporting News . . . Was also First Team All-ACC choice and Tar Heels' Defensive MVP . . . **Junior** stats included 59 total stops (43, 16), six sacks, and seven tackles for losses . . . Was a finalist for prestigious Outland and Lombardi trophies . . . Junior honors included All-America recognition from Sporting News and Football News, as well as being First Team All-ACC and team Defensive MVP . . . As a **sophomore**, led Tar Heels in tackles with 84 (60, 24), in sacks with nine, and in tackles for losses with 13 to earn All-ACC selection . . . Holds B.S. in psychology.

PERSONAL: Married to Precilla, couple resides in Houston with daughters Karen (3/9/84) and Krystal (8/4/88) . . . Previously worked in off-season for University of North Carolina's Educational Foundation . . . Is active volunteer for Boy's Clubs of America and the Special Olympics . . . Father has diabetes, so donated \$500 per sack (plus corporate matchings) to Juvenile Diabetes Foundation . . . Hobbies include fishing and playing pool . . . Lists favorite movies as "Wall Street" and "Coming to America," favorite TV shows as "The Arsenio Hall Show" and "Different World," and favorite books as Donald Trump's "The Art of the Deal" and "Dr. Martin Luther King Jr." . . . Enjoys listening to Cameo, Sade, and Anita Baker . . . Attended Indian River High School in Chesapeake, Virginia, lettering in football, basketball, and track . . . Full name is William Henry Fuller, Jr., born March 8, 1962 in Norfolk, Virginia.

NFL STATISTICS

YEAR	TEAM	G-S	TACK.	ASST.	TOTAL	FUM. REC.	FUM. FOR.	QB SACK
1986	Houston	13-0	9	13	22	0	0	1
1987	Houston	12-1	13	9	22	1	0	2
1988	Houston	16-15	40	16	56	0	2	8½
1989	Houston	15-8	31	11	42	0	1	6½
1990	Houston	16-16	31	19	50	1	0	8
5-YEAR TOTALS		72-40	124	68	192	2	3	26
PLAYOFFS		6-4	7	7	14	0	0	0

ADDITIONAL STATS

Passes Defensed: 3 in 1986, 3 in 1987, 7 in 1988, 4 in 1989, 7 in 1990 for total of 24

Interception: vs. New England 9/25/88

TEDDY GARCIA

Placekicker	8	
	<p>Height 5-9 Weight 172 Born 6/4/64 College . NE Louisiana How Acq. . . . FA, 1990 NFL 4th Year</p>	

1990: Was signed by the Oilers October 25 to replace Tony Zendejas who had suffered fractured fibula versus New Orleans October 21 . . . Had been in Houston for tryout September 22 when Zendejas was experiencing back problems, but was not signed at that time . . . Had been signed by Seattle April 26 to compete in '90 training camp with incumbent Norm Johnson, but was waived on final cut (September 4) . . . Kicked final nine games of season for Houston and finished second on team in scoring with 68 points . . . Converted 26 of 28 PATs and 14 of 20 field goals . . . Enjoyed late season hot streak, connecting on 12 of final 16 FG tries . . . Three of six misses for season came from 52, 51, and 50 yards . . . Of 52 total kickoffs, five were touchbacks and additional five went into end zone but were returned . . . Oiler debut came in 17-12 loss to Jets October 28 and made two of four FG attempts (49 and 42 yds., missed 40 and 52) . . . Converted all five PATs in 35-23 victory at Cleveland November 18 . . . Made only FG attempt (45 yds.) while tying George Blanda's 30-year-old record with seven PATs (11/5/61 vs. N.Y. Titans) in 58-14 romp over Browns December 9 . . . In regular season finale 34-14 besting of Pittsburgh, was good on FGs of 47 and 45 yards while missing from 50 . . . Notched two PATs in first playoff appearance of career (vs. Bengals, January 6).

PRO: Possesses very strong, powerful leg, has become better kicker with improved consistency . . . **1989:** Was left unprotected as a "Plan B" free agent by New England and was signed by Phoenix (3/29) . . . Was waived by Cardinals during training camp (8/28) and was claimed next day by Minnesota . . . Kicked for Vikings in season's first three games before being waived (9/26) and replaced by Rich Karlis . . . While with Vikes, converted all eight PAT tries and was one of five on FGs for 11 points . . . Only field goal was a 35-yarder in 38-7 season-opening win over Oilers (9/10) . . . **1988:** As a rookie with Patriots, was on team's roster for all 16 games but only kicked in first eight contests and ended up with 29 points . . . Connected on 11 of 16 PAT attempts and six of 13 field goal tries . . . Made five of first six FG tries before slumping . . . In season-opener against the Jets (9/4), made three of four FGs, connecting from 39, 24, and 47 yards . . . Following week at Minnesota (9/11), had a 23-yard FG to go with

a career-best 50-yarder . . . Was drafted by Patriots with third of three fourth round picks (100th overall) in 1988.

COLLEGE: Was four-year letterman at Northeast Louisiana after originally coming to school as soccer player . . . Established school career records for points (246), field goals (56), and field goal attempts (88) . . . Also was 78/81 on PATs . . . Surpassed school record of 154 points previously held by brother, Jesse . . . Also served as Indians' back-up punter but was never used in a game . . . As a **senior**, was 34/36 on PATs and 20/28 on FGs for career-best 94 points (9th in nation) to earn First Team All-Southland Conference selection . . . Finished second in nation with 1.8 FG per-game average and at one point, converted 13 FGs in a row . . . Had four field goals of 50+ in 1987 including career-long 55-yarder against Northwestern (La.) State plus pair of 51's versus Southern Mississippi and Georgia Southern . . . Was named conference Player of the Week versus Georgia Southern with school record-tying four FGs (all in first half) plus pair of PATs . . . Scored 34 points in four-game Division 1-AA playoffs (16/17 PATs, 6/13 FGs) as NLU won national championship 43-42 over Marshall . . . **Junior** totals included team-leading 65 points on 20/20 PATs and 15/20 FGs (75% accuracy, 10th in nation) . . . Long kick of campaign was 46-yarder in game with McNeese State . . . Racked up 57 points (24/25 PATs, 11/26 FGs) as a **sophomore** including field goals of 54 (vs. Texas A&M) and 52 yards (vs. Arkansas State) . . . Earned Second Team All-Southland Conference honors as a **freshman** despite being utilized only on field goal tries (10/14) . . . Kicked a 45-yarder with 59 seconds left in game to beat Louisiana Tech 12-10 . . . Majored in general studies/social work.

PERSONAL: Married to Loren, has a son James (6/13/88), and two daughters Victoria (6/26/89) and Amanda (11/4/84) . . . Spends off-season in Oak Grove, Louisiana . . . Played two games for WLA's San Antonio Riders during NFL off-season . . . Hobbies include hunting, fishing, and playing golf . . . Lists favorite movie as "Ghost" and favorite book as The Bible . . . Has brother Jesse (also a kicker) who previously had pre-season tryout with Dallas Cowboys . . . Attended Lewisville (Tex.) High School, lettering in football, soccer, and track . . . Full name is Alfonso Teddy Garcia, born June 4, 1964 in Caddo Parish, Louisiana.

NFL STATISTICS

YEAR	TEAM	G	PATs	FGs	PCT.	BLK.	NET YDS.	AVG. MADE	LG.	PTS.
1988	New Eng.	16	11/16	6/13	.462	0	226	37.7	50	29
1989	Minnesota	3	8/8	1/5	.200	0	35	35.0	35	11
1990	Houston	9	26/28	14/20	.700	0	494	35.3	49	68
3-YR. TOTALS		28	45/52	21/38	.553	0	755	36.0	50	108

NFL FIELD GOAL ACCURACY

YEAR	1-19	20-29	30-39	40-49	50-PLUS	TOTAL	PCT.
1988	0/0	2/3	1/3	2/5	1/2	6/13	.462
1989	0/0	0/0	1/4	0/0	0/1	1/5	.200
1990	0/0	5/5	4/5	5/7	0/3	14/20	.700
3-YEAR TOTALS	0/0	7/8	6/12	7/12	1/6	21/38	.553

1990 KICKING

(Signed following 7th game)

N.Y. Jets (42, 40, 49, 52); at L.A. Rams (22, 31); at Cleveland (51); Buffalo (25, 36); at Seattle (29); Cleveland (45); at Kansas City (32, 39, 26); at Cincinnati (29, 36, 42); Pittsburgh (50, 47, 45). Playoffs: at Cincinnati (0 att.)

1989 KICKING

(Waived following 3rd game)

Houston (35); at Chicago (33, 34); at Pittsburgh (37)

1988 KICKING

(Kicked in first 8 games)

N.Y. Jets (47, 39, 24, 47); at Minnesota (50, 23); Buffalo (0 att.); at Houston (0 att.); Indianapolis (31); at Green Bay (43, 42); Cincinnati (43); at Buffalo (25, 52, 39)

KICKING SURFACES

YEAR	HOME	HOME PCT.	ROAD GRASS	ROAD TURF	ROAD TOTAL	ROAD PCT.
1988	3/6	.500	1/2	2/5	3/7	.429
1989	1/2	.500	0/2	0/1	0/3	0
1990	7/10	.700	2/3	5/7	7/10	.700
3-YEAR TOTALS	11/18	.611	3/7	7/13	10/20	.500

ERNEST GIVINS

Wide Receiver

81

Height 5-9
Weight 172
Born 9/3/64
College Louisville
How Acq. D2, 1986
NFL 6th Year



1990: Continued to enhance reputation as perhaps NFL's best "after-the-catch" receiver . . . Started all 16 games as prominent member of Oilers' "Fab Four" receivers . . . Established personal bests with 72 catches (4th AFC, 8th NFL, 3rd on team) and nine TDs (T-6th AFC, 2nd on team) while gaining 979 yards (5th AFC, 3rd on team) . . . Also rushed three times for 65 yards (21.7 avg.) . . . Was fifth time in five-year career with over 50 catches to tie Drew Hill for team record . . . Earned first Pro Bowl trip and was also AP Second Team All-Pro and was named to CBS' All-Madden team . . . "Fab Four" ended up with 286 receptions, 14 short of eclipsing NFL record for four players on same team (Redskins with 299, 1989) while also becoming first quartet in league annals to each get 65 catches . . . Fell 21 yards shy of second 1000-yard season which kept Oilers from tying NFL record with three 1000-yard receivers . . . In individual games, led team in receptions six times and in yards five times . . . In season-opening loss at Atlanta September 9, caught four balls for 109 yards and two TDs (3rd career multi-TD game) including season-best 80-yarder (longest since 83-yd., 11/22/87 vs. Browns) . . . Went over 4000-yard mark for career in 24-10 win over Colts September 23 . . . Helped key 17-7 road win over San Diego September 30 with six snags for 97 yards plus a score . . . Had second and final 100-yard game of season with six catches for 101 yards and a TD in 48-17 rout of Bengals October 14 . . . In 34-14 triumph over Pittsburgh December 30, caught 300th career pass and rushed for 44 yards on pair of reverses . . . 31-yard run was longest by an Oiler in 1990 (longest since Allen Pinkett's 60-yds. vs. Bears, 10/15/89) . . . In playoff loss to Bengals January 6, caught six passes for 60 yards and two touchdowns.

PRO: A speedy, big play performer who has ability to turn a game around . . . Has produced a 100-yard game in 17.6% of 74 regular season games played in (total of 13) . . . A durable player, has missed just two games due to injury in five-year career . . . Ranks fourth on both Oilers all-time reception list (301) and receiving yards chart (4744) . . . In post-season play, is Oilers' career leader in receptions (32) and TDs (5), and ranks second in receiving yards (400) and third in overall scoring (30) . . . Entering 1991, consecutive starts streak stands at 20 . . . **1989:**

Started 15 games and had 55 receptions (2nd on team) for 794 yards and three TDs . . . Was fourth straight season as Oiler runner-up in receptions and for third time in four years, had team's highest per-catch average (15 or more catches) . . . In individual games, led team in receptions six times and in yards three times . . . With fourth quarter catch at Minnesota in season-opener (9/10), went over 3000-yard mark . . . Scored most spectacular Oiler TD in recent memory with 26-yard pass play that culminated with somersault into end zone in 47-41 OT loss to Buffalo (9/24) . . . Had five grabs for 128 yards including season best 48-yarder in loss at New England (10/8) . . . Caught 200th career pass in third quarter of 27-0 whitewash of Steelers (10/22) . . . Injured ankle in second quarter of 23-7 win over Raiders (11/19) and thus missed only game of season following week at K.C. . . . In regular season finale versus Cleveland (12/23), tied season high with six catches while also recovering fumble on infamous lateral by Brown LB Clay Matthews . . . In one of best games of career, caught personal best 11 balls for 136 yards and two TDs (18, 9 yds.) in wild card loss to Pittsburgh (12/31) . . .

1988: Started all 16 games and finished second on team (behind Drew Hill) with 60 receptions (8th in AFC) for 976 yards (5th in AFC) and five scores . . . Was club leader with 16.3-yard per-catch average and shared club lead with Hill for most 100-yard games with four . . . For the second year in a row, combined with Hill for most receiving yards (2117) of any duo in NFL . . . During course of season, led team in receptions in seven games and in yards seven times . . . Went over 2000-yard receiving mark in just 28th NFL game in opening day OT win at Indianapolis (9/4) . . . In 38-35 win over Raiders (9/11), had personal regular season best nine catches for 108 yards and TD . . . Had key play in that game with 14-yard fourth-and-ten catch in Houston's winning drive . . . Was shut out against New England (9/25) for only time in NFL career . . . In loss at Philadelphia (10/2), was knocked unconscious by Eagle S Andre Waters and spent night in Philly as precaution . . . As Oilers defeated Cardinals 38-20 (11/20), snagged five balls for 118 yards while producing first multi-TD game (2) plus season-best 46-yard catch . . . That contest marked only time in '88 that two Oilers had 100-yard efforts in same game (Hill) . . . In regular season finale at Cleveland, had six receptions for 119 yards . . . Started both playoff games and caught two balls for 31 yards . . .

1987: Started all 12 non-strike games and led Oilers in receptions with 53 (7th in AFC) while finishing second in yards with 933 (4th in AFC, trailed Drew Hill's 989) . . . Tied with Hill for team TD lead with six while catching at least three passes in every regular season and playoff game . . . Combined with Hill for 1922 receiving yards, the most of any WR teammates in NFL . . . In season-opening 20-16 win over Rams (9/13), caught seven balls for 117 yards including spectacular, game-winning 59-yard TD with three minutes left in game . . . Against Browns (11/22), had season-best 126 yards and also caught 83-yard pass that was Oilers' longest since Dan Pastorini threw to Ken Burrough for 85 yards (vs. Bears, 11/6/77) . . . That was also AFC's longest pass play in '87 . . . Caught 100th NFL pass against Chargers (12/6) . . . Started both playoff games and led Oilers in receptions (13) while finishing second in yards (173) . . .

1986: Had sensational rookie season, starting 15 games and catching 61 balls (2nd on team behind Drew Hill's 65) for 1062 yards (9th in AFC), three TDs, and team-leading 17.4 per-catch average . . . Also ran nine reverses for 148 yards and returned eight punts for 80 yards . . . Finished tenth in AFC in total yards from scrimmage with 1210 . . . Averaged 16.5 yards in each of 78 times touching the ball . . . Became only ninth rookie receiver in NFL annals to produce 1000-yard season . . . Along with Hill's 1112 yards, became the 19th tandem in NFL history to each go over 1000 receiving yards in same season . . . That achievement had been accomplished one other time in Oiler history by Charles Hennigan (1746) and Bill Groman (1175) in 1961 (happened again in 1990) . . . Was one of three players to earn unanimous NFL First Team All-Rookie honors from Pro Football Weekly while also being named to same honor by Football News . . . Had

four 100-yard games and caught at least two balls in all 15 games played . . . Had first NFL TD on 35-yard catch against Steelers (9/28) and had first 100-yard game following week at Detroit with five receptions for 155 yards . . . Scored only rushing TD on 43-yard reverse versus Raiders (10/26) to lead all Oiler rushers . . . Also led team in rushing at Miami (11/2, 3/52 yds.), but was carried from field on stretcher and later hospitalized in Miami with concussion and neck sprain . . . Missed next game versus Bengals but returned against Steelers (11/16) to post season-highs in catches (8) and yards (156, career-best) that included 33-yard TD . . . Drafted by Oilers in second round (34th overall) in 1986.

COLLEGE: At various times in collegiate career, was utilized as receiver, rusher, passer, kick returner, and punt returner . . . Enjoyed successful two-year career at Louisville following transfer from Northeast Oklahoma Junior College . . . Two-year Cardinal career statistics included 67 receptions for 1266 yards (18.9 avg.) and eight touchdowns . . . Also rushed 20 times for 222 yards (11.1 avg.), returned 43 kickoffs for 1054 yards (24.5 avg., 2 TDs), and had 22 punt returns for 176 yards (8.0 avg.) . . . As a 1985 **senior** for first-year Head Coach Howard Schnellenberger, single-handedly accounted for 34% of Louisville's offense with 1847 total offensive yards . . . Finished '85 with 34 catches for 577 yards (17.0 avg., long 49) and four TDs while excelling on the reverse with 15 rushes for 204 yards (13.6 avg., 1 TD) . . . Finished second in the nation in kickoff returns (behind Utah's Erroll Tucker) with 29 for 801 yards (27.6 avg., 2 TDs) . . . Two kickoff returns for scores came on 94-yarder versus Western Kentucky and 93-yarder against Indiana . . . Also returned 18 punts for 154 yards (8.6 avg., long 40) and completed four of five passes for 111 yards and two touchdowns . . . Earned AP Honorable Mention All-America honors and was AP First Team All-South Independent selection . . . Received invitations to play in Blue-Gray Game, Hula Bowl, and Senior Bowl . . . Won MVP honors in Senior Bowl with four catches for 115 yards and two TDs . . . Was selected Cardinals' MVP . . . In 1984 **junior** season, caught 33 balls for 689 yards (20.9 avg.) and four touchdowns (5 rush/18 yds.) . . . Returned 14 kickoffs for 253 yards, and four punts for 22 yards . . . Had four 100-yard games in '84 . . . Top game of career came with 148 yards on seven receptions in game with SMU . . . JuCo statistics included 37 catches for 712 yards (19.2 avg.) and ten TDs . . . Also was member of Northeast Oklahoma's track team, earning Honorable Mention All-America honors . . . Was timed by pro scouts at 4.36 in 40-yard dash . . . Majored in physical therapy.

PERSONAL: Single, lives in St. Petersburg, Florida during off-season . . . Spends considerable time giving anti-drug speeches to schools . . . Hobbies include swimming, dancing, singing, and bicycling . . . Lists favorite movies as "Nightmare on Elm Street I-V," favorite TV shows as "Sanford and Son" and "The Cosby Show," and favorite book as Donald Trump's "The Art of the Deal" . . . Enjoys listening to Michael and Janet Jackson . . . Competed in "NFL's Fastest Man" race in 1987 . . . Attended Lakewood High School in St. Petersburg, lettering in football, baseball, and track . . . Was school's Player of the Year as well as achieving All-America status as a senior . . . In high school, had two 105-yard kickoff returns called back in same game . . . Father played in Cleveland Indians' farm system . . . A good high school baseball player, decided to concentrate on football after facing Dwight Gooden in H.S. game . . . Full name is Ernest Pastell Givins, Jr., born September 3, 1964 in St. Petersburg, Florida.

NFL STATISTICS

YEAR	TEAM	RECEIVING						RUSHING				
		G-S	NO.	YDS.	AVG.	LG	TD	ATT.	YDS.	AVG.	LG	TD
1986	Houston	15-15	61	1062	17.4	60	3	9	148	16.4	43t	1
1987	Houston	12-12	53	933	17.6	83t	6	1	-13	-13.0	-13	0
1988	Houston	16-16	60	976	16.3	46	5	4	26	6.5	10	0
1989	Houston	15-15	55	794	14.4	48	3	0	0	0	0	0
1990	Houston	16-16	72	979	13.6	80t	9	3	65	21.7	31	0
5-YR. TOTALS		74-74	301	4744	15.8	83t	26	17	226	13.3	43t	1
PLAYOFFS		6-6	32	400	12.5	30	5	2	-2	-2.0	0	0

ADDITIONAL STATS

Punt Returns: 8 for 80 yds., 10.0 avg., long 17 in 1986

Passing: 0 for 2 in 1986

100-YARD GAMES

(14)

DATE	OPPONENT	NO.	YDS.	AVG.	LONG	TD
10/5/86	at Detroit	5	155	31.0	60	0
11/16/86	at Pittsburgh	8	156	19.5	33	1
11/23/86	INDIANAPOLIS	7	102	14.6	28	0
12/14/86	MINNESOTA	6	108	18.0	48	1
9/13/87	L.A. RAMS	6	117	19.5	59	1
11/22/87	CLEVELAND	3	126	42.0	83	1
9/11/88	L.A. RAIDERS	9	108	12.0	22	1
10/16/88	at Pittsburgh	5	104	20.8	43	1
11/20/88	PHOENIX	5	118	23.6	46	2
12/18/88	at Cleveland	6	119	19.8	31	0
10/8/89	at New England	5	128	25.6	48	0
*12/31/89	PITTSBURGH	11	136	12.4	30	2
9/9/90	at Atlanta	4	109	27.3	80	2
10/14/90	CINCINNATI	6	101	16.8	30	1

*Playoff game

RICK GRAF

Linebacker



93

Height 6-5
Weight 250
Born 8/29/64
College Wisconsin
How Acq. FA-B, 1991
NFL 5th Year



1990: Signed by the Oilers this past April 1 as a "Plan B" free agent after being left unprotected by Miami Dolphins . . . Last season for Miami, had injury-plagued season and played in just eight games . . . Had three solos and one assist for four total tackles . . . Was a contractual holdout, not signing until September 26, thus missing all of training camp plus first three regular season games . . . Received Commissioner's Roster Exemption following signing before being activated October 6 . . . Had season-high two tackles against Jets November 11 . . . Suffered groin injury versus Washington December 2 and was placed on injured reserve December 7 . . . Was activated from IR for playoff game versus K.C., but was placed on two-man inactive list for that contest . . . Was removed from roster January 11 for Buffalo game to make room on Dolphin roster for Barry Krauss.

PRO: Tough linebacker with ability to cover tight end, an Oiler weakness last season . . . **1989:** Started first four games at LOLB before missing remainder of season due to injury . . . Finished with 17 tackles (12, 5), a QB sack, and a forced fumble . . . Had five tackles, a sack, and forced a fumble in season-opening loss to Bills (9/10) . . . Notched season-best seven hits in game with Jets

(9/24) . . . Suffered fractured and dislocated thumb in loss to Oilers (10/1) and was placed on injured reserve (10/4) for remainder of season . . . **1988:** Started all 16 games, ending up with 53 tackles (39, 14 plus 1 ST hit), a sack, three fumble recoveries, and an interception . . . Blocked a Chuck Nelson FG attempt in 24-7 win over Vikings (10/2) . . . Set up Miami TD with recovery of Lionel James punt return on Charger 14-yard line (10/16) . . . Got only career interception and also recovered fumble that set up winning FG in 17-14 edging of Tampa Bay (10/30) . . . Contributed season-high eight tackles against New England (11/6) . . . Credited with only sack versus Colts (12/4) . . . **1987:** As a rookie, played in all 12 non-strike games with five starts . . . Won starting LOLB spot from Bob Brudzinski prior to week #13 . . . Was one of four rookie starters for club at end of season (John Bosa, Troy Stradford, Mark Dennis) . . . Statistics included 29 tackles (25, 4), five ST tackles, a sack, a fumble recovery, and two pass break-ups . . . Got first league start against Colts (9/20) in place of Brudzinski who moved to ROLB in place of injured Hugh Green . . . Picked up first career sack in game with Bills (10/25) . . . Racked up five tackles against both Eagles (12/13) and Patriots (12/28) . . . Had season-best six hits plus fumble recovery in win over eventual Super Bowl winning Redskins (12/20) . . . Drafted by Dolphins in second round (43rd overall) in 1987.

COLLEGE: Was four-year starter at Wisconsin . . . Finished career with 120 solos and 108 assists for 228 total tackles, 12 QB sacks, seven fumble recoveries, three forced fumbles, two interceptions, and eight pass break-ups . . . As a **senior**, earned Second Team All-Big Ten honors after accumulating 72 tackles (41, 31), four sacks, two pick-offs, and three fumble recoveries . . . Re-injured knee in season-opener against Hawaii but still had pair of sacks . . . Intercepted a pass and returned it 15 yards for winning TD in 15-9 triumph over Illinois . . . Missed two games due to knee injury . . . **Junior** statistics showed 27 tackles (14, 13) and a fumble recovery . . . Started first six contests before suffering knee injury against Northwestern and missing remainder of season . . . Started every game as a **sophomore**, ending up third on team with 71 total hits (40, 31), a career-best eight sacks (tied for team lead), and two each of fumble recoveries and forced fumbles . . . Was named AP/UPI Honorable Mention All-Big Ten and also won school's Victors Club Award, symbolic of Badgers' top defensive player . . . Had personal-best 12 tackles against both Missouri and Michigan . . . Had three sacks in game with Illinois . . . Was only **freshman** to start in 1983 . . . Had 58 tackles (25, 33) including season-high ten versus Michigan . . . Was red-shirted as incoming freshman in 1982 due to ankle injury . . . Played on Badgers' hockey team as freshman . . . Holds B.A. in communications.

PERSONAL: Single, makes off-season home in North Miami Beach, Florida . . . Spent past off-season fishing and playing golf . . . Has donated considerable time to United Way and "Kids in Crisis" . . . Hobbies include fishing and reading . . . Lists favorite movie as "Dances with Wolves," favorite TV shows as "Coach" and "Cheers," and favorite book as "From Beirut to Jerusalem" . . . Enjoys listening to Bruce Springsteen, Huey Lewis, and Alabama . . . Attended James Madison High School in Madison, Wisconsin, lettering in football, hockey, and track . . . Was All-State as a senior while also being All-City in hockey . . . Full name is Richard Glenn Graf, born August 29, 1964 in Iowa City, Iowa.

NFL STATISTICS

YEAR	TEAM	G-S	TACK.	ASST.	TOTAL	FUM.		QB	INT.	YDS
						REC.	FOR.	SACK		
1987	Miami	12-5	27	4	31	1	0	1	0	0
1988	Miami	16-16	40	14	54	3	0	1	1	14
1989	Miami	4-4	12	5	17	0	1	1	0	0
1990	Miami	8-0	8	1	9	0	0	0	0	0
4-YEAR TOTALS		40-25	87	24	111	4	1	3	1	14

ADDITIONAL STATS

Passes Defensed: 2 in 1987, 1 in 1988 for total of 3
Blocked Field Goal: vs. Minnesota 10/2/88
Kickoff Return: 1 for 6 yds. in 1990

JOHN HAGY

Safety



22

Height 6-0
Weight 190
Born 12/9/65
College Texas
How Acq. FA-B, 1991
NFL 4th Year



1990: Signed by Oilers as a "Plan B" free agent this past March 29 after being left unprotected by Buffalo Bills . . . As member of AFC Champion Bills, played in all 16 games with 11 starts at free safety . . . Statistics included 19 solos and two assists for 21 total tackles, two interceptions (T-2nd on club), and 13 passes defensed . . . Added one solo and three assists on special teams . . . When Mark Kelso dislocated ankle versus Raiders, got first start of NFL career against Jets October 21 . . . Had season-best three tackles in three games, versus Patriots October 28, Oilers November 26, and Eagles December 2 . . . Also had personal-best three pass break-ups in that Eagles contest . . . Notched first career interception in win over Cardinals November 11 . . . In playoffs, was replaced in starting lineup by Kelso, but appeared as special teamer in all three games.

PRO: A big hitter, is fearless player at safety spot . . . **1989:** Overall, appeared in nine games with nine tackles (7, 2) and pair of pass break-ups . . . Also added four solos and five assists on special teams . . . Primarily played special teams and in nickel/dime situations . . . Spent first seven games on "physically unable to perform" list while still rehabilitating from injury the previous season . . . Was activated prior to second Miami game (10/29) . . . Ended Cincinnati's hope of late comeback by batting away fourth quarter fourth down pass in Buffalo victory (11/26) . . . Had one solo in playoff loss to Cleveland (1/6/90) . . . **1988:** Played in three games, appearing primarily on special teams . . . Did not record a tackle . . . Suffered major knee injury against Pittsburgh (9/25) and was placed on injured reserve (9/27) for remainder of season . . . Drafted by Bills with first of two eighth round choices (204th overall) in 1988.

COLLEGE: Enjoyed four-year career at Texas, finishing with 152 solos and 78 assists for 230 total tackles, eight interceptions, 17 passes defensed, three fumble recoveries, and a forced fumble . . . In **senior** season, had career highs in solos (59), assists (57), total tackles (116, 2nd on team), interceptions (4, 1st on team), and pass break-ups (6) while also scoring two touchdowns . . . Also returned three punts including one for TD . . . Started every game at FS in earning All-Southwest Conference honors . . . Had 29-yard interception return for a score in 45-26 win over Rice . . . Was named SWC Defensive Player of the Week after scoring touchdowns on 20-yard pick-off return plus on a 33-yard PR in 41-27 victory over Texas Tech . . . Had 50-yard interception bring-back in 16-14 edging of Arkansas . . . Played some LB as a **junior** and had 54 tackles (41, 13) plus pair of interceptions . . . Had season-high eight stops in season-opener against Stanford . . . In **sophomore** campaign, played only six games and had 25 tackles (21, 4) and one pick-off . . . Was SWC Defensive Player of the Week with seven tackles, a fumble recovery, and clutch fourth quarter interception that preserved 15-13 win over Arkansas . . .



In game #6 against SMU, suffered knee injury, underwent surgery, and was out for rest of season . . . Was a reserve cornerback as a **freshman**, contributing 35 tackles (31, 4) and one pass theft . . . Had six tackles and only pick-off against Arkansas . . . Majored in sociology.

PERSONAL: Married to Libby (5/25/91), couple makes off-season home in San Antonio . . . Spent off-season working towards degree . . . Hobbies include tennis, golf, bicycling, and jet-skiing . . . Lists favorite movie as "Dances with Wolves," favorite TV show as "Knot's Landing," and favorite book as "Red Storm Rising" . . . Enjoys listening to Bob Seager, Don Henley, Billy Joel, and John Cougar Mellencamp . . . Attended John Marshall High School in San Antonio, lettering in football, baseball, and track . . . Full name is John Kevin Hagy, born December 9, 1965 in Okinawa, Japan.

NFL STATISTICS							
YEAR	TEAM	G-S	TACK.	ASST.	TOTAL	INT.	YDS
1988	Buffalo	3-0	0	0	0	0	0
1989	Buffalo	9-0	11	5	16	0	0
1990	Buffalo	16-11	20	5	25	2	0
3-YEAR TOTALS		28-11	31	10	41	2	0
PLAYOFFS		4-0	1	0	1	0	0

ADDITIONAL STATS

Passes Defensed: 2 in 1989, 13 in 1990 for total of 15

LEONARD HARRIS		
Wide Receiver	83	
		
	Height 5-8 Weight 162 Born 11/27/60 College . . . Texas Tech How Acq. . . . FA, 1987 NFL 6th Year	

1990: Missed all of training camp plus regular season opener due to contract holdout . . . Eventually signed September 11 and was activated from Commissioner's Roster Exemption four days later . . . Played in 14 games (was on two-man inactive list December 23 at Cincinnati) and matched career best with 13 receptions for 172 yards . . . Also had personal-high three touchdowns . . . Was one of 11 Oilers to catch at least one pass in 17-7 win at San Diego September 30 . . . Had two snags for 55 yards including career-best tying 42-yard TD in 48-17 romp over Cincinnati October 14 . . . Caught three-yard TD pass for what proved to be winning score in 26-24 Monday night victory over Bills November 26 . . . Final score of season came on 17-yard reception in 58-14 besting of Browns December 9 . . . Saw lot of playing time in 41-14 January 6 playoff loss at Cincinnati and was second on team with four catches for 37 yards.

PRO: Can run with the ball after the catch and is good blocker for size . . . Played first two pro seasons for Denver Gold of United States Football League . . . **1989:** Saw action in 11 contests, playing as receiver in four wide-out offense while also serving as kick returner for first five games . . . Finished seventh on club with 13 receptions for NFL personal best 202 yards and two TDs including team-best 15.5-yard average . . . Also returned 14 kickoffs for 331 yards and Oiler high 23.6-yard average . . . Returned six KOs for 142 yards (23.7 avg.) in season-opening loss

at Minnesota (9/10) . . . Surpassed 1000 career KO yards with personal-best 63-yarder in 34-27 victory at San Diego (9/17) . . . In 26-24 Monday night win over Cincinnati (11/13), replaced injured Drew Hill (back) in second quarter and caught three passes for game-high 77 yards (2nd best of career) including first career TD on 23-yard throw from Warren Moon . . . Had 11-yard TD versus Raiders (11/19), and with both Hill and Ernest Givins out of lineup in loss at K.C. (11/26), led team with four receptions for 49 yards . . . Played both at WR and on special teams in playoff loss to Steelers (12/31) . . . **1988:** Appeared in all 16 games and caught ten passes for 136 yards while leading team in kickoff returns with 34 for 678 yards (19.9 avg.) . . . Had 56-yard kick return in loss at Philadelphia (10/2) . . . Enjoyed top game of season in 24-17 victory over Cleveland (11/7) with four catches for 69 yards including career-long 42-yard snag . . . Saw action in both playoff contests with two catches for 44 yards . . . **1987:** Originally signed by Oilers as replacement player and started all three of those games . . . Following final replacement game, suffered knee injury that required arthroscope and was placed on injured reserve (10/24) . . . In those three contests, caught ten passes for 164 yards . . . In 15-10 win at Cleveland (10/11), led all players with six receptions for career-best 104 yards . . . **1986:** Was signed as free agent by Tampa Bay Buccaneers (8/12) . . . Played six games for Bucs with three receptions for 52 yards (17.3 avg.), four kickoff returns for 63 yards, and three punt returns for 16 yards . . . Was placed on injured reserve (11/10) due to hamstring injury and remained there for rest of season . . . **1985:** In 18 games for Denver, caught 101 balls for USFL-leading 1432 yards (14.2 avg.) and eight touchdowns . . . Also averaged 21.5 yards on kickoff returns . . . **1984:** Played all 18 games for the Gold with 35 catches for 657 yards (18.8 avg.) and four TDs . . . Also served as team's kickoff returner with 43 for 1086 yards (25.3 avg.) . . . Had been selected in USFL's 1984 territorial draft.

COLLEGE: Had three-year career at Texas Tech after transferring from Austin College . . . A three-year starter, finished sixth on Red Raiders' all-time reception list with 77 for 1026 yards (13.3 avg.) and four touchdowns . . . As a **senior**, led the team with 35 snags (5th best in school annals) for 546 yards (14.5 avg.) and pair of TDs . . . That season, set a Texas Tech single game record with 12 catches for 248 yards against Houston . . . Paced team as a **junior** with 30 receptions for 366 yards and two scores after catching 12 balls for 114 yards as a **sophomore** . . . Majored in business administration.

PERSONAL: Married to Lisa, couple resides in Houston with sons Jerome (4/14/79) and Jarod (5/1/84) . . . Brother Jamie was wide receiver for British Columbia and Calgary in CFL . . . Hobbies include golf and basketball . . . Lists favorite movie as "Flowers in the Attic," favorite TV show as "The Cosby Show," and favorite recording artist as Stevie Wonder . . . Attended McKinney (Tex.) High School, lettering in football, basketball, and track . . . Full name is Leonard Milton Harris, born November 27, 1960 in McKinney, Texas.

NFL STATISTICS												
YEAR	TEAM	RECEIVING						KICKOFF RETURNS				
		G-S	NO.	YDS.	AVG.	LG	TD	NO.	YDS.	AVG.	LG	TD
1986	Tampa Bay	6-0	3	52	17.3	23	0	4	63	15.8	23	0
1987	Houston	3-0	10	164	16.4	39	0	3	87	21.4	43	0
1988	Houston	16-0	10	136	13.6	42	0	34	678	19.9	56	0
1989	Houston	11-0	13	202	15.5	36	2	14	331	23.6	63	0
1990	Houston	14-0	13	172	13.2	42t	3	0	0	0	0	0
5-YEAR TOTALS		50-3	49	726	14.8	42t	5	55	1159	21.1	63	0
PLAYOFFS		4-0	6	81	13.5	29	0	0	0	0	0	0

ADDITIONAL STATS

Punt Returns: 3 for 16 yds., 5.3 avg., long 8 in 1986
Tackles: 1-0-1 in 1987, 1-0-1 in 1988 for total of 2-0-2
Rushing: 1 for 17 yds. vs. Patriots 10/18/87

USFL STATISTICS

YEAR TEAM	G	RECEIVING				KICKOFF RETURNS			
		NO.	YDS.	AVG.	TD	NO.	YDS.	AVG.	TD
1984 Denver	18	35	657	18.8	4	43	1086	25.3	0
1985 Denver	18	101	1432	14.2	8	4	86	21.5	0
2-YEAR TOTALS	36	136	2089	15.4	12	47	1172	24.9	0

DREW HILL

Wide Receiver	85	
	<p>Height 5-9</p> <p>Weight 172</p> <p>Born 10/5/56</p> <p>College . Georgia Tech</p> <p>How Acq. . Trade, 1985</p> <p>NFL 12th Year</p>	

1990: Despite entering 12th NFL season, still remains as one of top receivers in league . . . With 16 starts, for sixth time in last seven seasons, started all non-strike games . . . Had top reception total of career with 74 which tied Haywood Jeffires for AFC lead (T-5th NFL) . . . Yardage total was 1019 (2nd on team, 3rd AFC, 8th NFL) with five TDs . . . Marked fourth 1000-yard season (1985, '86, '88) of career and was third time in Oiler history that team had pair of 1000-yard receivers in same season (also Jeffires, 1048) . . . That feat had previously been accomplished by Charles Hennigan and Bill Groman in 1961, and Hill and Ernest Givins in '86 . . . Ended regular season with streak of 60 consecutive games with at least one catch . . . Voted to second Pro Bowl while also being named First Team Football News All-AFC and Pro Football Weekly All-AFC . . . In individual games, led team in receptions four times and in receiving yards five times . . . "Fab Four" receiving group ended up with 286 receptions, 14 short of breaking NFL record for four players on same team (Redskins with 299, 1989) . . . "Fab Four" also was first quartet in league annals to each get 65 or more catches . . . Matched career high (also vs. Bengals 11/9/86, vs. Colts 12/23/89) with ten receptions for 123 yards in 24-10 victory over Indianapolis September 23 . . . The following week at San Diego, recorded 50th career TD in 17-7 triumph . . . Had 25th career 100-yard game with 102 on six snags in 26-24 Monday night win over Bills November 26 . . . Had season-long 57-yard catch as team won at K.C. 27-10 on December 16 . . . Managed one catch in club's playoff loss at Cincinnati January 6.

PRO: Over the last six seasons (1985-90), has 6368 receiving yards which is tops in AFC and third in NFL (49ers Jerry Rice-7866, Redskins' Gary Clark-6490) during that span . . . In just six Houston campaigns, already ranks third in club history in receptions (390), yards (6368), and receiving TDs (43) . . . Entering 1991, needs just 21 catches, 456 yards, and nine scores to become #1 in those categories . . . Also ranks eighth on team's all-time scoring list with 258 points . . . Is Oilers' all-time leader in playoff receiving yards with 415 and is second in receptions with 27 . . . Along with Ernest Givins, pair has broken team record for most seasons with 50 or more catches (5) . . . In six years as an Oiler, has averaged 65 receptions and 1061 yards per season . . . Fourth 1000-yard season in 1990 surpassed Charles Hennigan's club record of three . . . With 53 touchdowns on 450 career receptions, has caught TD pass on 11.8% of pro catches . . . Spent first five seasons of career with L.A. Rams . . . Entering 1991, current consecutive starts streak stands at 19 . . . **1989:** Due to back injury, played in 14 games with 12 starts which marked first time missing any non-strike games since 1983 . . . For fifth time in as

many Houston seasons, led club in receiving with 938 yards (10th in AFC) while also leading in receptions with 66 (6th in AFC) and TDs with eight . . . In individual games, led team in both receptions and yards eight times . . . Missed most of training camp in attempt to renegotiate contract and was activated from Commissioner's Roster Exemption just prior to season-opener . . . Tallied five catches for 128 yards including 47-yard TD in 33-28 win at Chicago (10/15) . . . Had season-best 50-yard snag in loss at Cleveland (10/29) . . . Posted season-high nine grabs for 101 yards and a score in 35-31 victory over Detroit (11/5) . . . Suffered fractured lower transverse process (back) and missed second half of Monday night win over Cincinnati (11/13) along with games against Raiders and Chiefs . . . Had most spectacular catch of season on diving 27-yard TD in snowstorm in 23-16 besting of Pittsburgh (12/3) . . . Enjoyed best game of year in regular season finale against Browns (12/23) with career-best (tied) ten catches for 141 yards and pair of TDs . . . Contributed six snags for 98 yards in losing playoff effort versus Steelers (12/31) . . . **1988:** Started all 16 games and led club in receiving yards with 1141 (2nd in AFC, 6th in NFL) while also posting 72 receptions (3rd in AFC, T-9th in NFL) and career-high in touchdown catches with ten (3rd in NFL) . . . Earned first Pro Bowl selection, but was unable to play due to chip fracture in neck . . . Other honors included UPI Second Team All-AFC and AP Honorable Mention All-Pro . . . Also was named New England 1776 Club Player of the Year . . . For second year in a row, combined with Ernest Givins for most receiving yards (2117) of any duo in NFL . . . Tied Givins for most 100-yard games in '88 with four (all came in 5-week streak) . . . Led or tied for team lead in receptions ten times while doing the same in yards eight times during course of season . . . In catching six passes in loss at Cincinnati (10/23), moved past Alvin Reed into fourth place on Oilers' all-time reception list, then passed Tim Smith for third place in next week's win over Washington (10/30) . . . In that Redskin contest, caught nine balls for Oiler season-best 148 yards and personal-best three touchdowns (22, 33, 11 yds.) for fourth multi-TD game of career . . . That marked first three TD receiving effort by an Oiler in seven years (Dave Casper vs. Pittsburgh, 12/20/81) . . . Was named AFC Offensive Player of the Week . . . In loss at Seattle (11/13), snagged eight passes for 139 yards including 57-yard catch that was team's longest of season . . . With five receptions for 100 yards, joined with Givins (5/118 yds.) to produce pair of 100-yard efforts in same game versus Cardinals (11/20) . . . Notched 20th career 100-yard performance with game-leading nine catches for 113 yards including winning TD in 25-17 victory at Dallas (11/24) . . . Was named AFC Player of the Month for November with 23 receptions for 376 yards and three scores . . . Started both playoff games and led team in receptions (9) and yards (135) . . . **1987:** Started all 12 non-strike games and led team with 989 yards (2nd in AFC) on 49 catches (2nd on team, T-12th in AFC) for six TDs (team's co-leader with Ernest Givins) . . . Along with Givins, accounted for 1922 yards, the most of any pair of WRs in NFL . . . Had an NFL-high six 100-yard games, all coming in season's final eight matches . . . Ranked fourth in league with 20.2-yard per-catch average . . . In loss at Indianapolis (11/29), had season highs in catches (7), yards (134), and TDs (2) . . . In playoff-clinching 21-17 win over Bengals (12/27), caught six balls for 109 yards to move past Charles Frazier into sixth place on Oilers' all-time receptions list . . . Started both post-season games, and as in regular season, led team in receiving yards (177) while finishing second to Givins in catches (11) . . . In 23-20 OT wild card win over Seattle (1/3/88), had clutch 15-yard third down catch that set up Tony Zendejas' winning field goal . . . **1986:** One of four offensive players to start all 16 games, led team in receptions with 65 (10th in AFC), in receiving yards with 1112 (7th in AFC), in TD catches with five, and was second in yards per-catch with a 17.1 mark . . . Along with Ernest Givins' 1062 yards, became the 19th tandem in NFL history to each go over 1000 receiving yards in same season . . . That achievement had been accomplished one other time in Oilers' history by Charles Hennigan (1746) and Bill

Groman (1175) in 1961 . . . Against Detroit (10/5), had personal high 81-yard TD that was longest Oiler pass play since 85-yarder from Dan Pastorini to Ken Burrough (11/6/77 vs. Chicago) . . . Established career best for receptions with ten and had second highest yardage total with 185 (6th best in NFL in '86) in 32-28 win over Cincinnati (11/9) . . . **1985:** Acquired from the Rams (7/2) in exchange for seventh round draft choice in 1986 and fourth rounder in '87 . . . Started all 16 games in '85 . . . Enjoyed excellent season, catching more balls than in previous five NFL seasons . . . Finished with 64 receptions for 1169 yards (18.3 avg.) and club-leading nine touchdowns . . . Caught at least one pass in 15 of 16 games (shut out 11/17 vs. Steelers) . . . Ended up third in AFC and fifth in NFL in reception yards . . . Yardage total was fifth best in Oiler history . . . Had first 100-yard game as Oiler with six snags for 132 yards (37-yd. TD) in 20-10 besting of St. Louis (10/27) . . . Closed season at Indianapolis with spectacular performance that included nine catches for career-best 210 yards (4th best in club annals) and two touchdowns . . . **1984:** Started all 16 games for Rams, but shared playing time with Ron Brown . . . Finished with 14 catches for 390 yards and four TDs with 27.9-yard average leading the NFL (minimum 10 catches) . . . With 26 kick returns for 543 yards, set Ram career records for most KORs (171) and most KOR yards (3348) . . . Had 57-yard TD catch in win over Oilers (12/9) . . . **1983:** Missed entire season due to herniated disc, but returned to run sub-4.5 in 40-yard dash . . . **1982:** In strike-shortened season, caught seven passes for 92 yards . . . **1981:** Played in all 16 games with 11 starts, catching 16 throws for 355 yards, three TDs, and sparkling 22.2 per-catch average . . . Set NFL record that still stands with 60 kickoff returns for Rams' record 1170 yards . . . **1980:** Started all 16 matches with 19 receptions for 416 yards and pair of scores (21.9 avg.) including 74-yard TD versus Falcons (10/26) . . . In first regular season Rams game played at Anaheim Stadium (9/7 vs. Lions), returned opening kickoff 98 yards for touchdown . . . **1979:** As a rookie, caught four balls for 94 yards (23.5 avg.) and returned 40 kickoffs for 803 yards . . . First NFL touchdown pass came on 17-yard throw from Pat Haden against Seahawks (11/4) . . . Caught 28-yard pass in Super Bowl XIV against Pittsburgh . . . Drafted by Rams in twelfth round (328th overall) in 1979.

COLLEGE: Was one of nation's top kick returners during career at Georgia Tech . . . Finished with 84 career returns for 2361 yards (28.1 avg.) . . . Also caught 56 passes for Yellow Jackets . . . As a **senior**, returned 19 kicks for 570 yards, two TDs, and a 30.0-yard average that led the nation . . . In addition, had 36 receptions for 706 yards (19.6 avg.) and four TDs that year . . . Performance earned Japan Bowl invitation . . . Holds B.S. in industrial management.

PERSONAL: Single, makes off-season home in Atlanta . . . Spent past off-season overseeing real estate investments . . . Also is part-owner of sandwich shop . . . Hobbies include playing basketball, listening to music, and collecting sports cars . . . Lists favorite movie as "Pretty Woman," favorite TV show as "A Different World," and favorite book as "Dr. Martin Luther King, Jr." . . . Enjoys listening to Michael Jackson . . . Attended Newnan (Ga.) High School, lettering in football, baseball, track, and basketball . . . Full name is Andrew Hill, born October 5, 1956 in Newnan, Georgia.

NFL STATISTICS

YEAR	TEAM	RECEIVING						KICKOFF RETURNS				
		G-S	NO.	YDS.	AVG.	LG	TD	NO.	YDS.	AVG.	LG	TD
1979	Rams	16-4	4	94	23.5	43	1	40	803	20.1	39	0
1980	Rams	16-16	19	416	21.9	74t	2	43	880	20.5	98t	1
1981	Rams	16-11	16	355	22.2	45	3	60	1170	19.5	50	0
1982	Rams	9-2	7	92	13.1	23	0	2	42	21.0	24	0
1983	Rams	INJURED RESERVE										
1984	Rams	16-16	14	390	27.9	68	4	26	543	20.9	40	0
1985	Houston	16-16	64	1169	18.3	57	9	1	22	22.0	22	0
1986	Houston	16-16	65	1112	17.1	81t	5	0	0	0	0	0
1987	Houston	12-12	49	989	20.2	52t	6	0	0	0	0	0
1988	Houston	16-16	72	1141	15.8	57t	10	0	0	0	0	0
1989	Houston	14-12	66	938	14.2	50	8	0	0	0	0	0
1990	Houston	16-16	74	1019	13.8	57	5	0	0	0	0	0
11-YR. TOTALS		163-137	450	7715	17.1	81t	53	172	3460	20.1	98t	1
PLAYOFFS		11-8	28	443	15.8	32	0	5	110	22.0	27	0

ADDITIONAL STATS

Punt Returns: 3 for 22 yds., 7.3 avg., long 12

100-YARD GAMES

(25)

DATE	OPPONENT	NO.	YDS.	AVG.	LONG	TD
9/28/80	at N.Y. Giants	2	109	54.5	60	0
10/26/80	at Atlanta	3	117	39.0	74t	1
9/16/84	at Pittsburgh	4	152	38.0	68	1
10/27/85	at St. Louis	6	132	22.0	37t	1
12/1/85	at Cincinnati	7	129	18.4	46	0
12/8/85	N.Y. GIANTS	6	103	17.2	47	0
12/22/85	at Indianapolis	9	210	23.3	40t	2
10/26/86	L.A. RAIDERS	7	138	19.7	46	0
11/9/86	CINCINNATI	10	185	18.5	45	0
12/21/86	BUFFALO	5	114	22.8	35	0
11/8/87	at San Francisco	4	101	25.3	48	0
11/15/87	at Pittsburgh	4	107	26.8	46	1
11/29/87	at Indianapolis	7	134	19.1	40	2
12/13/87	at New Orleans	4	102	25.5	50	0
12/20/87	PITTSBURGH	4	109	27.3	52	2
12/27/87	CINCINNATI	6	109	18.2	27	0
10/30/88	WASHINGTON	9	148	16.4	33t	3
11/13/88	at Seattle	8	139	17.4	57t	1
11/20/88	PHOENIX	5	100	20.0	50t	1
11/24/88	at Dallas	9	113	12.6	25	1
10/15/89	at Chicago	5	128	25.6	47	1
11/5/89	DETROIT	9	101	11.2	25	1
12/23/89	CLEVELAND	10	141	14.1	37	2
9/23/90	INDIANAPOLIS	10	123	12.3	23	0
11/26/90	BUFFALO	6	102	17.0	43	0

HAYWOOD JEFFIRES

Wide Receiver



84

Height 6-2
Weight 201
Born 12/12/64
College . N. Carolina St.
How Acq. . . . D1b, 1987
NFL 5th Year



1990: Enjoyed most productive season of career while starting all 16 games at WR . . . Shattered all previous personal bests, finishing with 74 catches (T-1st AFC, T-5th NFL, T-1st on team) for 1048 yards (1st AFC, 6th NFL), a team-best 14.2 average, and

average, and eight TDs (T-10th AFC) . . . In leading AFC in both yards and receptions, recorded first 1000-yard season and earned Second Team All-NFL honors from The National and from College and Pro Football Newsweekly . . . Along with Drew Hill, was third time in Oiler history that team has had pair of 1000-yard receivers in same season (Charles Hennigan and Bill Groman in 1961, Hill and Ernest Givins in 1986) . . . In individual games, led team in receptions club-best seven times and in receiving yards three times . . . Member of "Fab Four" receiving corps that ended up with 286 catches, 14 shy of eclipsing NFL record for four players on same team (Redskins with 299, 1989) and also was first quartet in league history to each get 65 or more receptions . . . Went over 1000 career receiving yards with six catches for 74 yards in 48-17 beating of Bengals October 14 . . . Caught third TD pass in four games while snagging eight balls for 89 yards in 17-12 loss to Jets October 28 . . . 100th career reception went for 37-yard touchdown in 27-24 Monday night victory over Buffalo November 26 . . . In 27-10 win at Kansas City December 16, had sensational game with nine catches for 245 yards (NFL's best in 1990) including 87-yard TD (longest by an Oiler since 12/13/70) . . . That marked second best receiving performance in team history behind Hennigan's 272 yards versus Boston (10/13/61) . . . Contributed a game-high seven receptions for 78 yards and a TD in 40-20 loss at Cincinnati December 23 . . . In 34-14 playoff-clinching win over Pittsburgh December 30, caught five balls for 89 yards including 53-yard score . . . Had two grabs for 33 yards in playoff loss at Cincinnati the following week.

PRO: Possesses tremendous talent with size, speed, great hands, and ability to run away from defenders after the catch . . . Already ranks ninth on team's career receiving yards list with 1805 . . . Entering 1991, consecutive starts streak stands at 16 . . . **1989:** Played in all 16 games with four starts while finishing third on club with 47 catches for 619 yards and pair of scores . . . Started regular season opener at Minnesota in place of Drew Hill (9/10) . . . To take advantage of height and leaping ability, actually played defensive back at end of first half in 39-7 win over Miami (10/1) . . . Finished with 72 receiving yards including spectacular 45-yard diving TD grab in 33-28 victory at Chicago (10/15) . . . Started three consecutive games versus Raiders, Chiefs, and Steelers (weeks #11-13) in place of injured Hill (back) . . . In 23-7 besting of Raiders (11/19), had 79 yards along with perhaps play of game with leaping 37-yard reception in snowstorm that led to Lorenzo White's winning TD in 23-16 triumph at Pittsburgh (12/3) . . . Had three catches for 16 yards in post-season loss to Steelers (12/31) . . . **1988:** Spent most of season on injured reserve (on 8/29) due to ankle injury . . . Activated prior to 14th game (12/2), had acrobatic 42-yard snag in 41-6 win over Bengals (12/11) . . . Caught first NFL touchdown pass (7 yds. from Warren Moon) in loss to Browns (12/18) . . . Really began to emerge in playoffs, finishing second on team in both receptions (8) and yards (130) . . . Had five catches for 78 yards in divisional playoff at Buffalo (1/1/89) . . . **1987:** As a rookie, appeared in nine games with one start, catching seven balls for 89 yards . . . Recorded first NFL reception on 22-yard pass from Warren Moon in 20-16 win over Rams (9/13) . . . Got first NFL start in 21-7 replacement team loss to New England (10/18) . . . Longest reception of season came on 23-yarder versus Colts (11/29) . . . Drafted by Oilers with their second of two first round picks (20th overall) in 1987 . . . That pick had been acquired from Rams in Jim Everett trade . . . Had been ranked by most scouting services as top receiver in that draft.

COLLEGE: Finished four-year career for Wolfpack with 111 receptions (second in school history) for 1733 yards (third) and 14 touchdowns (first) . . . As a **senior**, racked up 40 catches for 591 yards (14.8 avg.) and four TDs to earn Second Team All-Atlantic Coast Conference honors . . . Added 67 yards on three rushing attempts including 62-yard TD reverse against Clemson . . . Top '86 game included seven snags for 164 yards and a touchdown in game with Western Carolina . . . Also caught pair of passes in

East-West Shrine Game . . . Led Wolfpack as a **junior** with 36 catches for 542 yards (15.1 avg.) and school-best six touchdowns . . . Earned ACC Player of the Week honors against South Carolina with five receptions for 114 yards and two scores . . . In that game with Gamecocks, seven and 75-yard TDs came in contest's final 4:10 and rallied N.C. State to 21-17 win . . . Caught 22 balls for 405 yards (18.4 avg.) and four touchdowns as a **sophomore** . . . Credited with 53-yard TD against Wake Forest and 32-yard score versus Clemson . . . Played in seven games with two starts as a **freshman**, contributing 13 receptions for 195 yards (15.0 avg.) . . . Timed at 4.47 in 40-yard dash, was fastest member of North Carolina State team . . . Holds B.A. in recreation administration.

PERSONAL: Single, splits off-season between Houston and Greensboro, North Carolina . . . In May of 1988, was one of eight league players who competed in the "NFL's Fastest Man" event in California . . . While a student in Raleigh, spent considerable time working with handicapped children . . . Hobbies include fishing, jogging, and playing basketball . . . Lists favorite movie as "The Exorcist" and favorite TV show as "The Cosby Show" . . . Enjoys listening to Stevie Wonder . . . Attended Page High School in Greensboro, lettering in football, basketball, and track . . . As a senior, had 27 receptions for 500 yards and five TDs to help lead team to Class 4-A state championship . . . Also averaged 14 points and seven rebounds for 4-A state basketball champs . . . Had several basketball scholarship offers . . . Full name is Haywood Franklin Jeffires, born December 12, 1964 in Greensboro, North Carolina.

NFL STATISTICS							
YEAR	TEAM	G-S	NO.	YDS.	AVG.	LONG	TD
1987	Houston	9-1	7	89	12.7	23	0
1988	Houston	2-0	2	49	24.5	42	1
1989	Houston	16-4	47	619	13.2	45	2
1990	Houston	16-16	74	1048	14.2	87l	8
4-YEAR TOTALS		43-21	130	1805	13.9	87t	11
PLAYOFFS		5-1	13	179	13.8	35	0

EZRA JOHNSON

Defensive End



90

Height 6-4
 Weight 257
 Born 10/2/55
 College Morris Brown
 How Acq. FA-B, 1990
 NFL 15th Year



1990: A "Plan B" acquisition (signed March 30, 1990), played in all 16 games with three starts . . . Finished with 16 solos and 16 assists for 32 total hits to go with 2½ QB sacks (T-4th on team), a forced fumble, and three passes defended . . . In 35-23 win at Cleveland November 18, saw action at both DE (William Fuller suffered first quarter concussion) and DT while notching four tackles and a sack that forced a fumble . . . Started at RDT in weeks 11-12 and 14 in place of Doug Smith (back) . . . In week 12 loss at Seattle December 2, had season-best five tackles while starting consecutive games for first time since 1985 . . . Notched four tackles plus 100th career sack in 58-14 rout of Cleveland December 9 . . . Had one assist in 41-14 playoff loss at Cincinnati January 6 . . . That marked only third playoff appearance in 14-year career . . . Had arthroscope on both knees this past off-season.

PRO: Has outstanding pass rushing ability . . . Despite 14 years in NFL, still has excellent speed and is in top condition . . . Spent first 11 league seasons with Green Bay before joining Indianapolis for two years . . . **1989:** For Colts, played all 16 games with one start (12/24 vs. Saints) and was used primarily as pass rush specialist . . . Ended up with 50 tackles (30, 20) plus 8½ sacks (2nd on team behind Jon Hand), three forced fumbles, and a fumble recovery . . . Notched 7½ sacks in season's first seven games . . . Overall in '89, Colts racked up 48 sacks, highest team total in 12 years . . . In season-opener versus San Francisco (9/10), registered pair of QB drops . . . Against Atlanta (9/24), chipped in with two sacks, two forced fumbles, and a fumble recovery . . . Had standout game versus Bills (10/8) with season-best eight tackles plus two sacks and a forced fumble . . . **1988:** Signed with the Colts as a free agent (4/27) after not receiving qualifying offer from Packers . . . Saw action in ten games with one start (vs. Green Bay, 11/13) and had 18 tackles (11, 7) to go with three sacks and pair of forced fumbles . . . Suffered hamstring injury in that Packer contest and missed final five games . . . Contributed a sack and a forced fumble in wins over Miami (9/25) and Tampa Bay (10/16) . . . Credited with season-high six stops plus a QB drop versus Packers (11/13) . . . **1987:** In final Green Bay season, played in just six games due to knee injury (on injured reserve 9/11-11/6) . . . Had only four tackles but three were QB sacks . . . **1986:** Appeared in all 16 games and made eight tackles (7, 1) and 3½ sacks (T-2nd on team) . . . **1985:** Was Green Bay starter in all 16 contests and notched 59 tackles (42, 17) along with 9½ sacks, two fumble recoveries, and team-leading three forced fumbles . . . Performed after recovering from second back surgery of career . . . **1984:** Played 13 games with no starts and contributed 14 hits (12, 2) while finishing second on team with seven sacks . . . Missed final three games after being placed on IR (12/14) due to knee injury . . . Underwent pre-season back surgery . . . **1983:** Was Packer starter in all 16 contests and recorded career bests in solos (86), assists (21), and total tackles (107) while also leading team with 14½ sacks to rank sixth in NFL in that category . . . Also had two forced fumbles and a fumble recovery . . . **1982:** Started all nine matches in strike-shortened season and chipped in with 47 tackles (37, 10), a team-best five QB drops, a forced fumble, and a fumble recovery . . . In 41-16 playoff win over Cardinals (1/8/83), had pair of sacks . . . Recovered fumble in post-season 37-26 loss to Cowboys (1/16/83) . . . **1981:** Appeared in 16 games with one start at DE and notched 36 total hits (30, 6), 4½ sacks, and a forced fumble . . . Shared duty with Casey Merrill . . . **1980:** Started 15 contests for Green Bay and contributed 82 total tackles (63, 19), nine sacks, and two forced fumbles . . . Only game missed was versus Detroit (12/31) . . . **1979:** Played and started in 11 games, finishing with 41 total tackles (40, 1) plus six sacks, a fumble recovery, a forced fumble, and two special teams hits . . . Did not play in five games due to ankle sprain suffered versus Vikings (9/23) . . . **1978:** Enjoyed best pro season, notching personal-best 20½ sacks to finish second in NFL behind Detroit's Al Baker . . . Racked up 93 total hits (75, 18), three forced fumbles, and two fumble recoveries . . . In season-opener against Lions (9/3), sacked Detroit QB Greg Landry five times . . . Honors included First Team All-Pro along with selection to Pro Bowl . . . **1977:** As a rookie, appeared in 14 games and made 41 tackles (37, 4), 3½ sacks, a forced fumble, and a fumble recovery . . . Also blocked two FG attempts and two PAT tries while adding ten special teams tackles . . . Drafted by Packers with second of two first rounders (28th overall) in 1977.

COLLEGE: Starred at Morris Brown College in Atlanta . . . Despite position as defensive lineman, was considered by Head Coach Cass Jackson as fastest player on team . . . As a **senior**, registered 112 tackles, an amazing 28 QB sacks, and six pass bat-downs . . . Earned First Team All-Southern Intercollegiate Athletic Conference honors . . . In **junior** year, was also First Team All-SIAC choice while being named to several black All-America teams . . . Holds B.A. in psychology.

PERSONAL: Married to Carmen (5/28/83), couple lives with daughter Carlonda (10/9/87) in Shreveport, Louisiana . . . Donates time to United Way and UNICEF . . . Owns a Church's Fried Chicken franchise in Shreveport . . . Hobbies include fishing and going to movies . . . Lists favorite movie as "Lethal Weapon," favorite TV show as "The Cosby Show," and favorite book as "Ca-jun Cooking" . . . Enjoys listening to Luther Vandross . . . Attended Green Oaks High School in Shreveport, lettering in football . . . Full name is Ezra Ray Johnson, born October 2, 1955 in Shreveport, Louisiana.

NFL STATISTICS								
YEAR	TEAM	G-S	TACK.	ASST.	TOTAL	FUM. REC.	FUM. FOR.	QB SACK
1977	Green Bay	14-0	45	6	51	1	1	3½
1978	Green Bay	16-16	75	18	93	2	3	20½
1979	Green Bay	11-11	41	2	43	1	1	6
1980	Green Bay	15-15	63	19	82	0	2	9
1981	Green Bay	16-1	30	6	36	0	1	4½
1982	Green Bay	9-9	37	10	47	1	1	5
1983	Green Bay	16-16	86	21	107	1	2	14½
1984	Green Bay	13-0	12	2	14	0	0	7
1985	Green Bay	16-16	42	17	59	2	3	9½
1986	Green Bay	16-0	7	1	8	0	0	3½
1987	Green Bay	6-0	4	0	4	0	0	3
1988	Indianapolis	16-1	11	7	18	0	2	3
1989	Indianapolis	10-1	30	20	50	1	3	8½
1990	Houston	16-3	16	16	32	0	1	2½
14-YEAR TOTALS		190-89	499	145	644	9	20	100
PLAYOFFS		3-2	7	2	9	1	0	2

ADDITIONAL STATS

Passes Defensed: 1 in 1980, 1 in 1983, 2 in 1984, 3 in 1990 for total of 7
Blocked FG: 2 in 1977
Blocked PAT: 2 in 1977

RICHARD JOHNSON		
Cornerback	23	
		
Height 6-1 Weight 195 Born 9/16/63 College Wisconsin How Acq. D1b, 1985 NFL 7th Year		

1990: Was full-time player for first time in six-year career, starting all 16 games at RCB . . . Led AFC (2nd in NFL behind Chicago's Mark Carrier with 10) in interceptions with career-high eight which marked most pickoffs by an Oiler since Mike Reinfieldt got 12 in 1979 . . . Also was third time since 1970 merger an Oiler has had undisputed possession of AFC interception lead . . . Finished sixth on team with 54 solos and 16 assists for 70 total tackles (plus 3 S.T. hits) and tied for club lead (with Cris Dishman) in passes defensed with 16 . . . In individual games, led team in solo tackles four times and in total tackles three times . . . Paced team with nine tackles in weeks 1 (vs. Falcons) and 3 (vs. Colts) while also getting first interception in 15 games in Indy contest . . . Had interceptions in back-to-back games against 49ers (October 7) and Bengals (October 14) with pickoff versus Cincinnati being returned 30 yards for only career touchdown (1st int. returned for TD since Domingo Bryant vs. Browns, 12/18/88) . . . Registered personal best ten solo tackles in 17-13 loss to Rams November 4 . . . In 27-10 clutch win at Kansas City December 16, had five tackles and second career multi-interception game (2)

... Had pickoff in playoff-clinching 34-14 triumph over Pittsburgh December 30 that cemented AFC lead in that category ... Had one assist in playoff loss at Cincinnati January 6 before suffering shoulder injury.

PRO: Good coverage ability, has outstanding size and strength for a cornerback ... Entering 1991, consecutive starts streak stands at 16 ... **1989:** Appeared in 14 games, playing special teams and CB in nickel packages ... Had 22 tackles (17, 5), an interception, and seven passes defended (plus 4 S.T. hits) ... Had only interception of season off Dan Marino pass (tipped by Richard Byrd) in 39-7 victory over Dolphins (10/1) ... Was on two-man inactive list for wins over Detroit (back, 11/5) and Tampa Bay (11/12) ... Was placed on reserve inactive list (12/29) and thus did not play in playoff loss to Pittsburgh ... **1988:** Saw action in all 16 games with three starts and finished tenth on team in tackles with 44 (31, 13) while adding ten special teams solos ... Tied for second behind Jeff Donaldson for interception lead with three while also placing sixth in passes defended with ten ... Started first three games of season (Oilers won two) at RCB in place of Patrick Allen who had just ended contract holdout ... In 45-3 loss to Jets (9/18), tied for team tackle lead with nine (6, 3) and also got first career forced fumble ... Got interceptions against Steve Grogan's Patriots (9/25), Steve DeBerg's Chiefs (10/9), and Don Strock's Browns (10/30) ... Played in both post-season games and was fifth on team with eight tackles plus an interception and two pass break-ups ... Had fourth quarter pick-off of Mike Pagel pass that led to Tony Zendejas' FG that provided winning margin in 24-23 wild card win at Cleveland (12/24) ... **1987:** Saddled by injuries, played in five games with one start and had 26 tackles (19, 7), three special teams hits, and an interception ... Had best game in 37-33 win over Falcons (10/25) with seven tackles, two pass break-ups, and pick-off of Scott Campbell pass that led to Oiler TD ... Got only start of season in place of injured Patrick Allen in 31-29 victory at Cincinnati (11/1) and led team in solos (8) and total tackles (9) ... Was placed on injured reserve (11/14) due to knee injury that required arthroscope ... **1986:** Appeared in all 16 games as special teamer and reserve CB, ending up with 23 total tackles (17, 6) and two interceptions ... Had first QB sack of NFL career against Eric Hipple in game with Detroit (10/5) ... In loss at Miami (11/2), had two interceptions of Dan Marino passes on successive third quarter series ... Those pick-offs were first of NFL career and marked first time an Oiler had picked off two passes in one game since Bo Eason did it in 1985 (11/24 vs. Chargers) ... **1985:** Missed entire rookie training camp due to contractual problems ... Still saw action in all 16 games with pair of starts (vs. Kansas City 11/3, Buffalo 11/10) ... Played extensively on special teams and also backed up Patrick Allen and Steve Brown at cornerback ... Had 22 total tackles (19, 3) and four passes defended ... Top '85 game came in 20-10 victory over St. Louis (10/27) with four solos and three passes defended ... Was drafted with Oilers' second choice in first round (11th overall) in 1985 on pick acquired from New Orleans in Earl Campbell trade.

COLLEGE: Was a three-year starter at Wisconsin, compiling career totals of 98 solos and 44 assists for 142 total tackles, five interceptions, and 14 passes defended ... As a **senior**, was in on 68 tackles (49, 19), had three pick-offs, and seven passes defended ... For that performance, earned All-America honors from Football Writers and The Sporting News, and was UPI First Team All-Big Ten and AP Second Team All-Big Ten selection ... Played in the East-West Shrine Game and had one interception ... Started every Badger game in '84 including Hall of Fame Bowl ... Outstanding speed and acceleration helped account for school record six blocked kicks in senior season (nine in career) ... Recovered a blocked punt for a touchdown to earn Sports Illustrated Defensive Player of the Week honors in '84 game with Missouri ... Started seven games as a **junior**, missing four due to shoulder injury ... Played in all 11 games with eight starts in **sophomore** season ... Also was sprinter for Wisconsin's track team ... Holds B.S. from Wisconsin.

PERSONAL: Married to Diana (6/1/91), resides year-round in Houston . . . Spent off-season working towards master's degree . . . Donates considerable time to Houston's Shape Community Center and the Martin Luther King, Jr. Center . . . Hobbies include chess, African history, and singing . . . Lists favorite movie as "The Greatest" (biography of Muhammad Ali), favorite TV show as "Tony Brown's Journal," and favorite books as Ralph Ellison's "The Invisible Man" and James Baldwin's "Nobody Knows My Name" . . . Enjoys listening to Miles Davis, Tracy Chapman, and Public Enemy . . . Attended Thornton High School in Harvey, Illinois, earning All-State honors as a senior . . . Lettered in five different sports at Thornton . . . Full name is Richard James Johnson, born September 16, 1963 in Chicago, Illinois.

NFL STATISTICS									
YEAR	TEAM	G-S	TACK.	ASST.	TOTAL	FUM.			QB
						FOR.	INT.	YDS	SACK
1985	Houston	16-2	19	3	22	0	0	0	0
1986	Houston	16-0	17	6	23	0	2	6	1
1987	Houston	5-1	22	7	29	0	1	0	0
1988	Houston	16-3	41	13	54	1	3	0	0
1989	Houston	14-0	20	6	26	0	1	0	0
1990	Houston	16-16	56	17	73	0	8	100	0
6-YEAR TOTALS		83-22	175	52	227	1	15	106	1
PLAYOFFS		3-1	8	1	9	0	1	0	0

ADDITIONAL STATS

Passes Defensed: 4 in 1985, 1 in 1986, 4 in 1987, 10 in 1988, 7 in 1989, 16 in 1990 for total of 42

Kickoff Returns: 1 for 2 yds. in 1988

Touchdown: 30-yd. interception return vs. Cincinnati, 10/14/90

CEDRIC JONES

Wide Receiver



86

Height 6-1
 Weight 184
 Born 6/1/60
 College Duke
 How Acq. FA-B, 1991
 NFL 10th Year



1990: Was signed by Oilers this past April 1 as a "Plan B" free agent who was left unprotected by New England Patriots . . . Last season, appeared in 14 games with two starts for Pats . . . Contributed 21 catches for 300 yards (14.3 avg.) with no scores . . . Had two receptions in each of club's first two games, against Miami September 9 and Indianapolis (team's only win of '90) September 16 . . . Got first start of season in loss to Eagles November 4 and had four snags for 79 yards . . . Missed Colts game the following week due to bruised thigh . . . Was team's leader in receiving yards with 47 on three catches in loss at Phoenix November 25.

PRO: Prior to signing with Oilers, played for Patriots for entire nine-year league career . . . Left New England in ninth place on franchise's all-time receptions list with 191, and in eighth place in receiving yards with 2702 . . . Known for excellent hands and outstanding strength for size . . . **1989:** Played in 15 games with a career-best 12 starts . . . Was third on team with 48 catches and second with 670 yards while also having a team-best six TD receptions . . . All those stats marked career-highs . . . Had actu-

ally eclipsed personal bests in catches, yards, and TDs after season's ninth game . . . Established career-bests in catches (8) and yards (148, 1st 100-yd. game of career) in 27-24 win over Jets (9/10) . . . Played in 100th league game in 27-26 loss to Jets (11/5) and caught six balls for 127 yards including personal-best 65-yarder (TD) from Marc Wilson . . . **1988:** Appeared in all 16 contests with two starts, catching 22 passes for 313 yards (14.2 avg.) and one TD . . . Had five games with three catches . . . Only score of year came on season-best 41-yard snag against Buffalo (9/18) . . . **1987:** Saw action in all 12 non-strike games with four starts (all in place of injured Stanley Morgan) . . . Notched 25 catches (4th on team) for 388 yards (15.5 avg.) and three touchdowns . . . 19 of season's snags came in final five games . . . In 42-20 victory over Jets (12/13), caught pair of TDs (16, 17 yds.) . . . Had five receptions for 68 yards in season-ending 24-10 win at Miami (12/28) which was final Dolphin game played in Orange Bowl . . . **1986:** Got into all 16 games but did not have any starts . . . Ended up with 14 catches for 222 yards (15.9 avg.) and a score . . . Caught three balls for season-best 74 yards in 38-31 loss to Seattle (9/21) . . . Receiving TD came on 18-yard grab in 31-24 loss to Jets (10/12) . . . Went over 1000 receiving yards for career in 30-28 edging of Rams (11/16) . . . Played in post-season loss to Denver but did not have a catch . . . **1985:** Played in all 16 games with three starts . . . Had 21 receptions for 237 yards (11.3 avg.) and pair of receiving TDs . . . In season-opening 26-20 win over Green Bay (9/8), had season-high five catches for 31 yards with a TD . . . Also had five snags for 68 yards (29 yd. TD) while starting for injured Morgan in 16-13 loss to Jets (11/24) . . . Scored touchdown on 15-yard fumble return of kickoff in Monday nighter against Miami (12/16) . . . Played in all four playoff games as Patriots advanced to Super Bowl XX . . . Returned three KOs for 20 yards in post-season play . . . Was ejected from wild card win over Jets (12/28) for throwing helmet at Davlin Mullen . . . **1984:** Appeared in 14 games with three starts (vs. Bills, Dolphins, Jets) for Pats and had 19 receptions for 244 yards (12.8 avg.) and pair of touchdowns . . . Missed two games due to groin injury (Bengals 10/7, Browns 10/14) . . . In 38-10 bashing of Buffalo (11/11), caught five balls for 49 yards including two TD passes (7, 17 yds.) . . . Recovered a fumble in the end zone for a touchdown in 27-17 loss to Philadelphia (12/9) . . . **1983:** Saw action in 15 games with 11 starts . . . Chipped in with 20 grabs for 323 yards (16.2 avg.) and a score . . . Missed only game of season against Pittsburgh (9/25) due to ankle injury . . . Got first NFL TD on nine-yard pass from Steve Grogan in 12-7 loss at Baltimore (10/9) . . . **1982:** As a rookie, played in two games in nine-game strike season . . . Caught just one pass for five yards . . . That first career catch came in 30-19 win over Bills (1/2/83, strike make-up game) on five-yarder from Steve Grogan . . . Played in 28-13 playoff loss at Miami (1/8/83) . . . Drafted by Patriots with first of two selections in third round (56th overall) in 1982.

COLLEGE: Enjoyed four-year career at Duke, finishing with 99 catches for 1732 yards (17.4 avg.) and 21 touchdowns . . . At that time, 21 TDs was an Atlantic Coast Conference record . . . Also returned 38 kickoffs for 897 yards (23.6 avg.) and a score . . . As **senior** co-captain, had team-best 42 receptions for conference-best 832 yards and ACC-leading ten TDs . . . Honors included AP Second Team All-America, Sporting News Honorable Mention All-America, and consensus First Team All-ACC accolades . . . Was selected to play in Senior Bowl . . . Best game of career came with six snags for 183 yards and two TDs against Maryland . . . Also had 167 receiving yards and a score in win over Virginia . . . **Junior** totals showed 25 grabs for 369 yards and six TDs while also returning six KOs for 141 yards (23.5 avg.) . . . In **sophomore** season, caught 18 balls for 382 yards (21.2 avg.) and three touchdowns while leading team in KO returns with 20 for 542 yards (27.1 avg.) and one touchdown . . . Had 229 total yards against Wake Forest including 97-yard kickoff return for TD . . . As a **freshman**, notched 14 snags for 149 yards (14.2 avg.) and two scores . . . Holds B.A. in political science and history (double major).

PERSONAL: Married to Melanie (6/30/85), couple has three boys including Cori (10/22/86) and twins Colin and Cameron (4/11/88) . . . Family resides in North Easton, Massachusetts . . . Spent off-season working for Sencorp Sports Inc. while also doing radio work for Independent Sports Network . . . Has covered NFC Championship Game and NBA Finals . . . Is part-owner of Charlie Horse Restaurant and Sports Bar in Massachusetts . . . Was very active in New England community during career with Patriots, giving considerable time to Special Olympics, March of Dimes, and Genesis Fund while also working for Rhode Island State Attorney General's "Straight to School" program . . . Hobbies include reading, drawing, and karate . . . Lists favorite movie as "An Imitation of Life," favorite TV show as "The Cosby Show," and favorite recording artist as Luther Vandross . . . Favorite book is Arthur Schlesinger's "The Cycles of American History" . . . Has brother Walter who is currently a WR at Duke while father played semi-pro baseball . . . Attended Weldon (N.C.) High School, lettering in football, basketball, baseball, and track . . . Full name is Cedric Decorrus Jones, born June 1, 1960 in Norfolk, Virginia.

NFL STATISTICS

YEAR	TEAM	G-S	NO.	YDS.	AVG.	LG	TD
1982	New England	2-0	1	5	5.0	5	0
1983	New England	15-11	20	323	16.2	30	1
1984	New England	14-3	19	244	12.8	22	2
1985	New England	16-3	21	237	11.3	29t	2
1986	New England	16-0	14	222	15.9	28	1
1987	New England	12-4	25	388	15.5	29	3
1988	New England	16-2	22	313	14.2	41t	1
1989	New England	15-12	48	670	14.0	65t	6
1990	New England	4-2	21	300	14.3	26	0
9-YEAR TOTALS		120-37	191	2702	14.2	65t	16
PLAYOFFS		6-0	0	0	0	0	0

ADDITIONAL STATS

Kickoff Returns: 4 for 63 yds., 15.8 avg., long 23 in 1983; 1 for 20 yds. in 1984; 3 for 37 yds., 12.3 avg., long 20 in 1985 (3 for 20 yds., 6.7 avg., long 11 in playoffs); 4 for 63 yds., 15.8 avg., long 20 in 1986 for total of 12 for 183 yds., 15.3 avg., long 23

Rushing: 1 for -7 yds. in 1986

Passing: 0 for 1 in 1987

Fumble Recoveries for TDs: vs. Philadelphia 12/9/84, vs. Miami 12/16/85

SEAN JONES

Defensive End



96

Height 6-7
 Weight 264
 Born 12/19/62
 College Northeastern
 How Acq. Trade, 1988
 NFL 8th Year



1990: Was Oilers' starter at RE in all 16 games and recorded 12½ QB sacks (T-5th AFC, T-8th NFL) . . . That total represents most sacks by an Oiler since Jesse Baker set the team record with 15½ in 1979 . . . Was one of three Oilers to notch at least eight sacks (also Ray Childress, William Fuller) . . . Finished ninth on team (2nd among DLs) with 56 total tackles on 34 solos and 22 assists while also chipping in with a forced fumble, a fumble recovery, and four passes defensed . . . Also had two blocked

PATs and a blocked FG . . . Contributed at least one sack in seven of final eight games . . . Had missed all of training camp, not signing contract until August 24 . . . In 24-21 loss to 49ers October 7, sacked Joe Montana, forcing and recovering a fumble on that play . . . Had multi-sack contest with two plus a blocked FG, four tackles and a pass break-up in 23-10 win over Saints October 21 . . . In 35-23 triumph at Cleveland November 18, had five stops plus 1½ QB drops . . . Had season-high eight tackles plus a sack in 27-24 Monday night edging of Buffalo November 26 . . . Had two blocked PATs while also racking up sixth career multi-sack performance (2) in 40-20 loss at Cincinnati December 23 . . . Started and had pair of tackles in post-season loss to Bengals January 6.

PRO: Over last six NFL seasons, has produced 56 QB sacks . . . Was acquired by Oilers from Raiders (4/21/88) along with L.A.'s second and third round selections in 1988 draft in exchange for one of Houston's two first round choices (9th overall) plus Oilers' '88 third and fourth rounders . . . At 28 years old and already with seven years of NFL experience, is still considered one of top young pass rushers in AFC . . . Since entering NFL, has played in 107 of 108 non-strike games . . . Entering 1991, consecutive starts streak stands at 16 . . . **1989:** Appeared in all 16 games with five starts (1st 4 games plus #6), and had 35 tackles (21, 14), six QB sacks (3rd on team), two fumble recoveries, and two passes defended . . . Began season as starter at RE in revamped defensive line due to injury to Doug Smith . . . In 27-0 shutout of Steelers (10/22), had sack and fumble recovery as defense limited Pittsburgh to 132 offensive yards (fewest in 12 years) . . . Had multi-sack game with a pair plus season-best four tackles in 20-17 win over Tampa Bay (12/10) . . . Played in post-season loss to Steelers (12/31) and had two tackles . . . **1988:** In first season with Oilers, appeared in all 16 games and ended up with 37 tackles (22, 15), 7½ QB sacks, a fumble recovery, and two pass bat-downs . . . Helped Oiler defense accumulate 42 sacks which tied for third in AFC . . . In first appearance versus former Raider teammates, had four tackles and a sack in 38-35 win (9/11) . . . Had season-best six tackles plus a sack in loss to Jets (9/18) . . . Notched multi-sack game with two as Houston defeated Patriots 31-6 (9/25) . . . **1987:** For Raiders, started all 12 non-strike contests, contributing 37 tackles (24, 13), six sacks (2nd on club), and two fumble recoveries . . . Had sacks in four consecutive games played (vs. Lions, Seahawks, Patriots, Vikings) . . . Fumble recoveries came in back-to-back games with Seattle and Buffalo (11/30, 12/6) . . . **1986:** Enjoyed banner season, starting all 16 games and leading the AFC (4th in NFL) with 15½ QB sacks while notching 64 total tackles (39, 35) which ranked second among Raider DLs . . . Registered three QB drops against Redskins (9/14) . . . **1985:** Appeared in 15 games, starting weeks #12-15 in place of injured Lyle Alzado . . . Ended up with 35 total hits (20, 15) plus 8½ sacks . . . Notched three sacks in game with Jets (9/8) and blocked extra point in loss to Seahawks (11/3) . . . Missed only regular season (non-strike) game of career in regular season finale against Rams (12/23) . . . Also started playoff loss to New England (1/5/86) . . . **1984:** As a rookie, saw action in all 16 games plus playoff loss to Seattle (12/22) . . . Contributed 15 tackles (9, 6) and a sack . . . Was drafted by Raiders in second round (51st overall) in 1984.

COLLEGE: Had four-year career at Northeastern . . . Played first two seasons as offensive tackle for Huskies before conversion to defensive tackle . . . Two-year defensive statistics included 70 solos and 61 assists for 131 total tackles, ten QB sacks, and eight pass bat-downs . . . As a **senior**, had 59 tackles (33, 26) and four QB drops . . . Top senior game came with 12 tackles and a sack against Maine while also adding two sacks versus Massachusetts . . . **Junior** totals included 72 tackles (37, 35) plus six QB drops . . . Also played lacrosse for Huskies . . . Holds B.S. in marketing.

PERSONAL: Single, makes off-season home in Santa Monica, California . . . Spent off-season working as stockbroker for Dean

Witter in Beverly Hills . . . While in college, had worked as tax assistant in New York corporate headquarters of F.D. Woolworth . . . Over last three Thanksgivings, was heavily involved in food drives that raised over 30,000 lbs. of nonperishable items (local grocery chain had pledged to triple that amount). . . Was very active in community work in Los Angeles, heading Raiders' Thanksgiving Food Drive that raised over 300 tons of food over two holidays for needy families . . . Is spearheading fund-raising for memorial fund for former Raider teammate and roommate Stacey Toran who was killed in 1989 automobile accident . . . In 1987, served as Raiders' spokesman for United Way and was the club's Miller Defensive Lineman of the Year . . . Hobbies include going to movies and real estate . . . Lists favorite movie as "Runaway Train," favorite TV shows as "thirtysomething" and "Married With Children," and favorite book as "Before the Mayflower" . . . Enjoys listening to Michael Franks, Al Jarreau, and Michael Tomlinson . . . Attended Montclair-Kimberly Academy in Montclair, New Jersey, lettering in football, lacrosse, and basketball . . . Earned All-State honors as defensive end and fullback as a senior . . . In high school, lost a county hurdles race against former 49er Renaldo Nehemiah . . . Has brother Max who played linebacker for Birmingham of USFL and was signed by Oilers for '90 training camp . . . Full name is Dwight Andre Sean-O'Neil Jones, born December 19, 1962 in Kingston, Jamaica.

NFL STATISTICS

YEAR	TEAM	G-S	TACK.	ASST.	TOTAL	FUM. REC.	FUM. FOR	QB SACK
1984	Raiders	16-0	9	6	15	0	0	1
1985	Raiders	15-4	20	15	35	1	0	8½
1986	Raiders	16-16	39	35	74	0	0	15½
1987	Raiders	12-12	24	13	37	2	0	6
1988	Houston	16-0	22	15	37	1	0	7½
1989	Houston	16-5	21	14	35	2	0	6
1990	Houston	16-16	34	22	56	1	1	12½
7-YEAR TOTALS		107-53	169	120	289	7	1	57
PLAYOFFS		6-3	11	2	13	0	0	0

ADDITIONAL STATS

Passes Defensed: N/A 1984-87, 2 in 1988, 2 in 1989, 4 in 1990

Blocked PAT: vs. Seattle 11/3/85, 2 vs. Cincinnati 12/23/90

Blocked FG: vs. New Orleans 10/21/90

TONY JONES

Wide Receiver



82

Height 5-7
 Weight 139
 Born 12/30/65
 College Texas
 How Acq. D6, 1990
 NFL 2nd Year



1990: Sixth round draft choice who made club (signed July 22) and was immediate contributor . . . Billed as NFL's smallest (5-6½, 139 lbs.) and perhaps fastest (4.27 in 40-yard dash) man . . . Appeared in 15 games (DNP vs. Colts September 23) and ranked sixth on club with 30 catches for 409 yards and 13.6-yard average . . . Had six touchdowns to rank fourth on team . . . Scored a TD on first NFL reception (15 yds.) in 47-27 loss at Atlanta in season-opener September 9 . . . Was one of 11 different Oilers to catch a pass in 17-7 victory at San Diego September 30 . . . Contributed 33-yard scoring grab in 48-17 romp over Cincinnati October 14 and had season-best 47-yard catch in 17-13 loss

to Rams November 4 . . . Notched season-high five receptions for 42 yards plus a TD in 58-14 beating of Browns December 9 . . . In 27-10 triumph at Kansas City December 16, caught four balls for personal best 61 yards while joining Ernest Givins as only Oiler in 1990 with two TD catches in one game . . . Played but did not have a reception in post-season loss at Cincinnati January 6 . . . Drafted by Oilers in sixth round (153rd overall) in 1990.

COLLEGE: Outstanding athlete, also competed on Longhorns' track and basketball teams . . . As a junior, was a walk-on for Coach Tom Penders' basketball team that played in NCAA tournament . . . Four-year Texas statistics showed 108 receptions for 1842 yards (17.1 avg.) and 11 touchdowns to go with 18 rushes for 193 yards (10.7 avg.) . . . Was also return man for 'Horns with 22 kickoff returns for 466 yards (21.2 avg.) and three punt returns for 30 yards (10.0 avg.) . . . In Texas history, finished career ranked first in yards, second in receptions, and first in 100-yard games . . . As a **senior**, played all 11 games, catching 30 passes for 449 yards (15.0 avg.) and pair of scores while also running eight times for 104 yards (13.0 avg.) and a TD . . . Scored on a 45-yard reverse in 45-13 win over SMU . . . Caught four passes for 114 yards including 61-yard TD in 24-20 edging of Arkansas . . . Top season came as a **junior** with 42 catches (tied Eric Metcalf for team lead) for 838 yards (20.0 avg.) and two scores in starting all 11 contests . . . Also credited with six runs for 69 yards (11.5 avg.) . . . Was Honorable Mention All-America choice by AP, UPI, and Sporting News . . . Also earned First Team All-Southwest Conference honors . . . Had three receptions for 133 yards (long 61 yds.) in 20-13 win over Rice . . . Best game of '88 came with six catches for 177 yards in game with Texas Tech . . . In season finale, caught six balls for 139 yards (76 yd. TD) versus Texas A&M . . . Was nine-game starter in **sophomore** season, finishing with 31 receptions for 467 yards (15.1 avg.) and four touchdowns . . . Also had career-high ten kickoff returns for 216 yards (21.6 avg.) . . . Scored winning TD with 18-yard catch with 1:48 left in game against Arkansas . . . Had five catches for 173 yards including TDs of 62 and 71 yards in 60-40 loss to Houston . . . Was MVP in Bluebonnet Bowl victory over Pittsburgh with amazing eight receptions for 242 yards that included touchdowns of 77 and 40 yards . . . For UT track team, qualified for NCAA championship in 100 and 200-meter dashes . . . Played in eight games as a **freshman** reserve, recording five grabs for 88 yards (17.6 avg.) with three of them going for TDs . . . Also returned seven kickoffs for 147 yards (17.6 avg.) . . . Two scores (28, 15 yds.) came on catches in victory over Texas Christian . . . Track-wise, was SWC runner-up in 200-meters . . . Initially attended Angelina (Tex.) Junior College and played basketball there before transferring . . . Majored in communications.

PERSONAL: Single, spends off-season in Grapeland, Texas . . . Was honored with "Tony Jones Day" in Grapeland this past March 30 . . . Competed this past June in "NFL's Fastest Man" competition . . . Hobby is traveling . . . Lists favorite movie as "48 Hours" and favorite TV show as "Dallas" . . . Attended Grapeland (Tex.) High School, lettering in football, basketball, and track . . . As a senior, rushed for over 1200 yards and returned four kickoffs and four punts for touchdowns . . . As a junior, won state title in 200-meter dash . . . Full name is Anthony Bernard Jones, born December 30, 1965 in Grapeland, Texas.

NFL STATISTICS

YEAR	TEAM	G-S	NO.	YDS.	AVG.	LONG	TD
1990	Houston	15-0	30	409	13.6	47	6
PLAYOFFS		1-0	0	0	0	0	0

TONY JORDAN

Running Back

32



Height 6-2
 Weight 220
 Born 5/8/65
 College Kansas State
 How Acq. FA, 1991
 NFL 3rd Year



1990: Was signed by the Oilers this past April 1 as a free agent . . . Had gone to camp last summer with Phoenix, but was waived . . . Did not play NFL football last season . . . Spent year employed as youth supervisor at juvenile detention center in Rochester, New York.

PRO: Is outstanding athlete with good speed, running ability, and blocking skills . . . Career has been hampered by injuries . . . Played first two pro seasons with Cardinals . . . **1989:** Played in 13 games with eight starts (for injured Stump Mitchell) for Phoenix . . . Finished with 83 carries for 211 yards (2.5 avg.) and two TDs . . . Also caught six passes for 20 yards . . . Rushed for TD in 34-20 victory over Seahawks (9/17) . . . Got first start against Chargers (10/1) following Mitchell's knee injury . . . Then started next five games before suffering shoulder injury and missing Dallas contest (11/12) . . . Ran 49 yards on 12 totes (4.1 avg.) in 34-20 win over Atlanta (10/22) . . . In 19-10 triumph over Cowboys (10/29), had season-bests in attempts (18), yards (68), and long run (14) . . . Had final score of season on one-yarder versus Rams (11/19) . . . Shoulder problem caused missed games against Redskins (12/3) and Raiders (12/10) . . . **1988:** Saw action in nine games with two starts . . . Gained 160 yards on 61 tries with three touchdowns . . . Caught four balls for 24 yards . . . Missed final seven games of season after being placed on injured reserve (11/16) due to stress fracture of lower back . . . Had earned roster spot with impressive rookie training camp (6.1 rushing avg., 184 yds., 3 TDs) . . . In 30-21 win over Washington (9/25), scored pair of TDs on one-yard plunges . . . Other score came on one-yarder in 31-14 besting of Pittsburgh (10/9) . . . Due to Mitchell's ankle injury, got first two NFL starts against Browns (10/23) and Cowboys (10/31, 5/40 yds.) . . . Sat out 49ers' game (11/6) due to bruised shoulder . . . Drafted by Cardinals with second of two fifth round selections (132nd overall) in 1988.

COLLEGE: Had four-year career at Kansas State, ending up with 427 carries for 1593 yards (3.7 avg.) and nine TDs . . . Also caught 46 balls for 378 yards (8.2 avg.) and two TDs . . . As a **senior**, had 169 runs for 692 yards (6th in Big Eight) with one TD plus career-best 23 catches (7th in Big Eight) for 136 yards and a TD . . . Best game of season came with 32 carries for 147 yards in 17-17 tie with Kansas . . . **Junior** totals included career bests in carries (202), yards (738, 5th in Big Eight), TDs (6), long run (89), and receiving yards (196) . . . Honors included UPI Second Team All-Big Eight . . . Ranked third in conference in all-purpose running with 85.4-yard average . . . Gained 115 yards with a score in 35-22 loss to TCU . . . Established KSU single-game record with 215 yards on 35 attempts including TD runs of four and 89 yards (longest in school history) against Iowa State . . . Also had 74-yard TD catch in that ISU contest . . . Appeared in just five games as a **sophomore** and had 32 yards on 20 totes plus six catches for 39 yards . . . Saw action in five games as a **freshman**, racking up 131 yards on 36 rushes . . . Missed four games after suffering shoulder injury in game with Nebraska . . . In only start of season, was Offensive Back of the Week with 51 yards on 16 carries against South Carolina . . . Was redshirted as incoming freshman in 1983 . . . Holds B.S. in social science.

PERSONAL: Single, resides in Rochester, New York . . . A prominent community worker during career, has given time to Special Olympics and Community Settlement House . . . Hobbies include music, bowling, and reading . . . Owns complete system of professional disc jockey equipment including mixing boards and over 1000 records . . . Was limited to one set of clothing for three weeks during freshman year at KSU when luggage was sent to Manhattan, N.Y. instead of Manhattan, Kansas . . . Lists favorite movie as "Do the Right Thing," favorite book as The Bible, and favorite recording artist as Michael Jackson . . . Attended East High School in Rochester, New York, lettering in football, track, and basketball . . . As a senior, was Second Team All-State after running for 1054 yards and 12 scores . . . Won state title in 100-meter dash . . . Full name is Anthony Jordan, born May 8, 1965 in Rochester, New York.

NFL STATISTICS

YEAR	TEAM	G-S	RUSHING					RECEIVING					
			ATT.	YDS.	AVG.	LG	TD	NO.	YDS.	AVG.	LG	TD	
1988	Phoenix	9-2	61	160	2.6	12	3	4	24	4.4	12	0	
1989	Phoenix	13-8	83	211	2.5	15	2	6	20	3.3	8	0	
1990			DID NOT PLAY										
2-YEAR TOTALS			22-10	144	371	2.6	15	5	10	44	4.4	12	0

TERRY KINARD

Safety

27

Height 6-1
 Weight 198
 Born 11/24/59
 College Clemson
 How Acq. FA-B, 1990
 NFL 9th Year



1990: Was acquired by the Oilers as a "Plan B" free agent on March 30, 1990 after being left unprotected by New York Giants . . . Gave Oilers stabilizing force in secondary with veteran leadership . . . For fourth consecutive year, started all 16 (non-strike) games at free safety, finishing fifth on team (2nd among DBs) in tackles with 74 on 52 solos and 22 assists (plus 1 ST tackle) . . . Tied for second on team (T-8th AFC with Cris Dishman) in interceptions with four . . . Also added a fumble recovery, a TD, and five passes defended . . . Led or tied for team total tackle lead three times . . . Was integral member of secondary that billed itself as "The Air Patrol" . . . DBs held opposition to 18 TD receptions after allowing 28 in 1989 . . . Suffered broken right hand in practice on August 7 . . . Made 100th career start in loss at Pittsburgh September 16 as defense limited Steelers to 55 net passing yards . . . Notched 500th total tackle following week in 24-10 win over Colts, then got 400th solo in loss to 49ers October 7 . . . Got first two interceptions of season in three-week span in win over Bengals October 14 and loss to Jets October 28 . . . Enjoyed season-best ten tackles in 17-13 loss to Rams November 4 . . . Had interception that thwarted Bills' drive and 26-yard return set up key Oiler FG in 27-24 edging of Buffalo November 26 . . . In 58-14 victory over Cleveland December 9, had pick-off inside Houston 20-yard line and had season-best 47-yard return that led to Oilers' initial score . . . In that game, also returned Kevin Mack fumble (Johnny Meads forced) 72 yards for third career score (1st Oiler fumble return for TD since 1987) . . . Slowed by shoulder injury late in season, was replaced by Bo Orlando in third quarter of 34-14 playoff-clinching win over Steelers December 30 . . . Started playoff loss at Cincinnati January 6 and led team with 12 tackles.

PRO: With Giants, spent seven years as key member of one of NFL's premier defenses . . . Finished New York tenure with 27 career interceptions to rank seventh on team's all-time list . . . Has been a starter in all eight league campaigns . . . Entering 1991, consecutive starts streak stands at 58 . . . **1989:** Started all 16 contests for New York at FS, ending up with 58 tackles (45, 13) while leading team in interceptions with career-best five (tied, also in '85) and in passes defensed with 15 . . . Returned a pass theft 58 yards for a TD in 35-7 win over Phoenix (9/24), and also had pick-offs in games against Vikings (10/30) and Rams (11/12) . . . Intercepted passes in Giants' final two regular season games in wins over Cowboys (12/16) and Raiders (12/24) . . . Started playoff loss to Rams and notched four tackles . . . **1988:** Started all 16 games and finished second on team in both tackles with 85 (73, 12) and interceptions with three . . . Added eight pass break-ups and pair of forced fumbles . . . Tackled Falcon receiver at one-yard line as final gun sounded to preserve 23-16 victory (10/23) . . . Earned first Pro Bowl trip and had interception in that game (1/29/89) . . . **1987:** Was New York starter in all 12 non-strike contests, ending up seventh on team with 55 hits (48, 7) and a team-leading five interceptions . . . Honors included College and Pro Football Newsweekly Second Team All-NFL . . . Had four pick-offs in team's first two games including one returned 70 yards for TD in loss to Bears (9/14) . . . In next game, tied team record with three interceptions (1 returned 69 yds. to set up TD) in loss to Cowboys (9/20) . . . **1986:** Started in season's first 14 games and was ninth on club with 59 tackles (42, 17) to go with one QB sack, two fumble recoveries, and a forced fumble . . . With four, tied for team interception lead with Perry Williams . . . Was enjoying perhaps best overall season before suffering severe knee injury against Washington (12/7) . . . Underwent surgery and missed remaining two regular season games plus playoff matches that included Super Bowl win over Denver . . . **1985:** Played and started in 15 games and ranked fourth on squad (1st among DBs) with 83 tackles (66, 17) plus a sack, a forced fumble, and a fumble recovery . . . With five, was second on Giants behind Elvis Patterson in interceptions . . . 100 pick-off return yards led team . . . Had key interception (30 yd. return) to ice 22-20 win over Bucs (11/3) . . . Started both playoff matches and had seven solos . . . Had interception with 15-yard return in 17-3 playoff victory over 49ers (12/29) . . . **1984:** Started 15 contests and ended up fourth on club's tackle chart (1st among DBs) with 83 (63, 20) plus pair of interceptions, a forced fumble, and a fumble recovery . . . Both pick-offs came in games against Dallas (9/9, 11/4) . . . Had season-best eight and ten-tackle efforts in games with Tampa Bay (9/23, 11/11) . . . Was starter in both playoff games and led team with 14 tackles . . . In 16-13 playoff win over Rams (12/23), had clutch tackle on Eric Dickerson to prevent potential winning TD . . . **1983:** As a rookie, saw action in all 16 games with ten starts . . . Beat out Beasley Reece for starting job prior to week #7 . . . Finished sixth on team with 70 tackles (50, 20) plus a QB sack and a fumble recovery . . . Tied for second on Giants with three interceptions . . . Was consensus NFL First Team All-Rookie selection . . . Enjoyed one of finest pro games with ten tackles, two interceptions, and a fumble recovery in loss to Dallas (10/30) . . . Drafted by Giants in first round (10th overall) in 1983.

COLLEGE: Enjoyed outstanding career as four-year starter at Clemson . . . Finished Tiger career with school records for interceptions with 17 and tackles by a DB with 291 (187, 105) . . . Also had 30 pass break-ups, four forced fumbles, and two fumble recoveries . . . Amazingly, graded out by coaches at 100% for every game during final two seasons . . . As a **senior**, served as team captain and was consensus First Team All-America and All-Atlantic Coast Conference . . . Also was named National Defensive Player of the Year by two polls . . . Earned invitations to Hula Bowl (1 int.) and Senior Bowl (MVP) . . . Started all 11 games and finished with 89 total hits (62, 27) plus six interceptions, 12 pass break-ups, a fumble recovery, and a forced fumble . . . Was also All-America and All-ACC as Clemson won national championship in **junior** season . . . Started 12 games and notched career

bests in tackles with 95 (74, 21) to go with six pick-offs, six passes defended, and a forced fumble . . . **Sophomore** totals showed nine starts that resulted in 73 tackles (36, 37), a pair of interceptions, seven passes defended, two forced fumbles, and a fumble recovery . . . Also returned 12 punts for 50 yards . . . In **freshman** campaign, racked up 35 hits (15, 20), three interceptions, and five passes defended . . . Had two fourth quarter interceptions in 16-10 win over Notre Dame . . . Was redshirted as true freshman . . . Majored in industrial education.

PERSONAL: Has two children including daughter Tiffany (2/4/86) and son Terry Jr. (11/24/89) . . . Spends off-season in Stone Mountain, Georgia but also attended classes at Farleigh Dickinson in New Jersey and is very close to degree . . . Owns a nightclub called "Liberty 43" in Sumter, S.C. and a restaurant named "Little T's on the Park" in Atlanta Hobbies include playing basketball and swimming . . . Lists favorite movie as "Imitation of Life" and favorite recording artist as Luther Vandross . . . Hometown of Sumter, S.C. held a "Terry Kinard Day" following Clemson's national championship in 1981 . . . Attended Sumter (S.C.) High School lettering (and winning All-State honors) in football and basketball . . . Full name is Alfred Terrance Kinard, born November 24, 1959 in Bitburg, Germany (father was in Air Force).

NFL STATISTICS

YEAR	TEAM	G-S	TACK.	ASST.	TOTAL	FUM. FUM.			QB	
						REC.	FOR.	INT.	YDS.	SACK
1983	Giants	16-10	50	20	70	1	0	3	49	1
1984	Giants	15-15	63	20	83	1	1	2	29	0
1985	Giants	15-15	66	17	83	1	1	5	100	1
1986	Giants	14-14	42	17	59	2	1	4	52	1
1987	Giants	12-12	48	7	55	0	0	5	163	0
1988	Giants	16-16	73	12	85	0	2	3	46	0
1989	Giants	16-16	45	13	58	0	0	5	135	0
1990	Houston	16-16	53	22	75	1	0	4	75	0
8-YR. TOTALS		120-114	440	128	568	6	5	31	649	3
PLAYOFFS		6-6	27	10	37	0	0	1	15	0

ADDITIONAL STATS

Passes Defended: 13 in 1983, 15 in 1984, 11 in 1985, 9 in 1986, 10 in 1987, 8 in 1988, 15 in 1989, 5 in 1990 for total of 86

Touchdowns: 70-yd. interception return vs. Chicago, 9/14/87; 58-yd. interception return vs. Phoenix, 9/24/89; 72-yd. fumble return vs. Cleveland, 12/9/90

Punt Returns: 2 for 0 yds. in 1984; 1 for 8 yds. in 1988

LEANDER KNIGHT

Safety

21

Height 6-1
 Weight 192
 Born 2/16/63
 College Montclair St.
 How Acq. FA-B, 1990
 NFL 3rd Year



1990: Was signed by the Oilers on March 9, 1990 as a "Plan B" free agent who was left unprotected by New York Jets . . . A safety and standout special teams performer, also was used at linebacker in some passing situations . . . Played in all 16 games with one start and ended up 11th on team with 34 tackles on 22 solos and 12 assists . . . Tied for second with Eric Fairs in special teams tackles with 16 . . . Also added an interception, a fumble

recovery, a fumble return, and five passes defended . . . Had five tackles and forced a fumble in 24-10 home-opening win over Colts September 23 . . . Notched career-high seven tackles and recovered a Boomer Esiason fumble (1st of career, LB Al Smith forced) that led to Houston FG in 48-17 besting of Bengals October 14 . . . Made first interception of career on Jim Everett pass at Oiler four-yard line in 17-13 loss to Rams November 4 . . . In December 16 27-10 win at K.C., replaced SS Bubba McDowell in fourth quarter when latter suffered partially dislocated kneecap . . . Got first NFL start in place of McDowell following week in 40-20 loss at Cincinnati (6 tackles) . . . Had five hits in relief of McDowell plus two on special teams in 34-14 playoff-clinching win over Pittsburgh December 30 . . . Made first playoff appearance of career at Cincinnati January 6.

PRO: Excellent nickel situational player who also is special teams standout . . . Intelligent player, has good speed and hitting ability . . . Played for Falcons and Jets before joining Oilers . . .

1989: Signed with Jets as free agent prior to season . . . Spent first three weeks of campaign on New York's developmental squad before activation (9/26) . . . Overall, appeared in 13 games on special teams and as extra DB, finishing with 28 tackles (23, 5) plus nine special teams solos . . . Saved a TD by forcing a fumble in loss at New Orleans (10/15) . . . Top tackle game of season came with six at New England (11/15) . . . Knocked QB Bubby Brister out of game with ferocious fourth quarter hit in loss to Steelers (12/10) . . . **1988:** Played two games for Atlanta Falcons versus Dallas (9/25) and Denver (10/16) before being waived . . . Did not record any tackles . . . **1987:** After signing as free agent with San Diego Chargers, was waived during training camp . . . Later signed with Falcons as replacement player and played in one game against Rams (10/18) before being waived (10/19) . . . Was re-signed by Atlanta (11/3) but did not play in any other games . . . **1986:** Signed to play with USFL's New Jersey Generals but league folded . . . Ended up with Connecticut Giants of Continental League and had seven interceptions in ten games.

COLLEGE: Had four-year career at three different schools . . . Began at Hudson Valley (N.Y.) Community College before transferring to Ferrum (Va.) College . . . Finished college tenure at Montclair State . . . As a **senior**, was member of MSC's football and track teams . . . Was First Team All-New Jersey College Athletic Association . . . Set school record in 55-meter dash . . . Also received all-conference honors as a **junior** . . . Played middle linebacker for Ferrum during **sophomore** season . . . Was second team all-conference choice for Hudson Valley as a **freshman** . . . Majored in industrial arts.

PERSONAL: Single, spends off-season in Newark, New Jersey . . . Spent off-season as substitute teacher in East Orange, New Jersey . . . In '88, was an assistant coach at Montclair State as team finished with 8-2 record . . . Hobbies include track and field . . . Lists favorite movie as "Rainman," favorite TV show as "Love Connection," and favorite book as "Jaws" . . . Enjoys listening to Janet Jackson and Heavy D . . . Attended East Orange (N.J.) High School, lettering in football . . . Full name is Leander Knight Jr., born February 16, 1963 in Newark, New Jersey.

NFL STATISTICS									
YEAR	TEAM	G-S	TACK.	ASST.	TOTAL	FUM. REC.	FUM. FOR.	INT.	YDS.
1987	Atlanta	1-0	1	0	1	0	0	0	0
1988	Atlanta	2-0	0	0	0	0	0	0	0
1989	Jets	13-0	32	5	37	0	1	0	0
1990	Houston	16-1	35	15	50	1	1	1	0
*4-YEAR TOTALS		32-1	68	20	88	1	1	1	0
PLAYOFFS		1-0	0	0	0	0	0	0	0

*Was on active roster for less than three games, thus 1987-88 seasons do not count towards years played

ADDITIONAL STATS

Passes Defensed: 1 in 1989, 5 in 1990 for total of 6

SCOTT KOZAK

Linebacker



56

Height 6-3
Weight 222
Born 11/28/65
College Oregon
How Acq. . . . D2, 1989
NFL 3rd Year



1990: For second time in two-year career, played in all 16 games . . . Used primarily as special teamer but did see limited action at linebacker . . . Ranked fifth on team with 11 special teams tackles while also racking up a forced fumble and a fumble recovery . . . Had pair of special teams tackles against San Francisco October 7 while also forcing a John Taylor fumbled punt . . . Also had two special teams tackles in games against Cleveland November 18 and Cincinnati December 23 . . . Played on special teams and at LB in post-season loss to Bengals January 6.

PRO: Intelligent player with good speed and agility . . .
1989: As a rookie, appeared in all 16 games and ended up with ten tackles (9, 1) at LB plus six on special teams . . . Got considerable playing time at linebacker in 38-7 loss at Minnesota in season-opener (9/10) and had three solos . . . In 26-24 Monday night win over Bengals (11/13), recovered Kendal Smith's fumbled kickoff (forced by Bubba McDowell) . . . Suffered concussion in 23-7 win against Raiders (11/19) and did not return to game . . . Credited with career-best four solos in loss at Cincinnati (12/17) . . . Had one S.T. hit in post-season loss to Steelers (12/31) . . . Underwent arthroscopy on knee in June . . . Drafted by Oilers in second round (50th overall) in 1989.

COLLEGE: Four-year Oregon totals included 156 solos and 50 assists for 206 total tackles, plus two interceptions, ten QB sacks, nine fumble recoveries, and four forced fumbles . . . As a **senior**, was named Second Team All-PAC 10, was Oregon's Player of the Year, and was a finalist for the Butkus Award (given annually to the nation's top linebacker) . . . Also earned GTE Academic All-America honors and was selected to play in the Senior Bowl and the Japan Bowl . . . Started at left outside linebacker, finishing second on the team in total tackles with 92, and leading the Duck defense in solos (67), QB sacks (6), fumble recoveries (4), and tackles for losses (11) . . . Also had pair of interceptions . . . Had season-high 11 tackles against Arizona, UCLA, and Hawaii . . .
Junior totals included 51 total tackles (34, 17), a team-high nine tackles for losses, and three sacks in ten games . . . Had two of those sacks against Colorado and had season-best ten tackles against San Diego State . . . In **sophomore** season, finished with 32 tackles (29, 3) with four for losses in nine contests (2 starts) . . . In **freshman** year, missed four games due to back injury . . . Was key reserve LB, ending with 31 tackles (26, 5) plus a sack in seven games . . . Recovered two fumbles versus Stanford, picking one out of the air and returning it 28 yards for a touchdown . . . Was redshirted in 1984 . . . Holds B.S. in physical education.

PERSONAL: Married to Kim (3/18/89), couple spends off-season in Eugene, Oregon . . . Has donated time as a weightlifting instructor for Special Olympics . . . Hobbies include coin collecting, snow skiing, and traveling . . . Lists favorite movie as "Predator" and favorite TV show as "Cheers" . . . Enjoys listening to Phil Collins and Steve Winwood . . . Played on same Oregon

team as brother Kyle . . . Father was minor league baseball player . . . Attended Colton (Ore.) High School, lettering in football, basketball, and track . . . Played linebacker, tailback, safety, and punter . . . Was three-time Oregon Class A champion in long jump, 200, and 400-meter dashes . . . Also was member of National Honor Society . . . Full name is Scott Allen Kozak, born November 28, 1965 in Hillsboro, Oregon.

NFL STATISTICS

YEAR	TEAM	G-S	TACK.	ASST.	TOTAL	FUM. REC.	FUM. FOR.
1989	Houston	16-0	14	2	16	1	0
1990	Houston	16-0	11	0	11	1	1
2-YEAR PLAYOFFS		32-0	25	2	27	1	1
PLAYOFFS		2-0	1	0	1	0	0

LAMAR LATHON

Linebacker

57

Height 6-3
 Weight 244
 Born 12/23/67
 College Houston
 How Acq. . . . D1, 1990
 NFL 2nd Year



1990: As a rookie, played in 11 games with one start . . . Great potential, combines size, strength, speed (4.5 in 40-yard dash), and quickness . . . Saw extensive duty on special teams while also playing in reserve role at linebacker . . . Had eight solos plus two assists at LB while also adding three solos on special teams . . . Other stats included a forced fumble and a fumble recovery . . . Was on two-man inactive list for season-opener, played in week #2, then went on injured reserve September 19 due to shoulder injury . . . Had arthroscopic surgery on shoulder (had tear in lining around shoulder joint) September 25 and was activated from IR October 19 . . . Got first tackle of career on Eric Metcalf in 35-23 win at Cleveland November 18 . . . Got first playing time at LB in place of Al Smith (shoulder) in loss at Seattle December 2 . . . Had two solos at LB the following week in 58-14 romp over Cleveland . . . When Al Smith suffered dislocated thumb and John Grimsley moved from OLB to MLB to replace Smith, got extensive playing time at OLB in 27-10 victory at K.C. December 16 (2 solos) . . . Got first career start (at LLB) in regular season finale versus Pittsburgh December 30 and had seven tackles . . . Also forced a Tim Worley fumble on Steelers' first play (recovered by Grimsley) that led to Oilers' first points . . . Also started playoff loss at Cincinnati January 6 and notched six solos, a special teams hit, and a pass defended . . . Had shoulder surgery this past January . . . Drafted by Oilers in first round (15th overall) in 1990.

COLLEGE: Made decision to apply for NFL draft despite having one season of eligibility at Houston remaining . . . Two-year (plus one game) totals included 111 solos and 77 assists for 188 total tackles . . . Played just one game as a **senior** due to injuries . . . Suffered fractured and displaced sternum in auto accident that required surgery in late July . . . Returned to action in season's second game versus Arizona State and had three tackles before incurring torn anterior cruciate knee ligaments in practice the next week . . . Underwent surgery and was sidelined for remainder of season . . . Had been pre-season First Team All-Southwest Conference selection after being moved to inside linebacker in spring drills . . . In **junior** campaign, racked up 103 total tackles (60, 43) to go along with two interceptions, two

forced fumbles, two fumble recoveries, three passes defended, and a QB sack . . . Was Cougars' starter at left outside linebacker . . . Earned Second Team All-SWC and Associated Press Honorable Mention All-America honors . . . Top tackle games of season included 15 versus Arkansas and 12 in game with Texas A&M . . . Had 11 tackles against both Missouri, Baylor (plus interception), and Texas Christian (sack, forced fumble) . . . Played left outside linebacker as a **sophomore** and finished with 82 total tackles on (48, 34) to go with one pass defended . . . Had five hits against Oklahoma State in first college game . . . Notched 12 tackles in contest with Baylor and recorded season-high 15 stops in loss to Texas A&M . . . Due to NCAA's Proposition 48, did not play for UH as a **freshman** . . . Majored in education.

PERSONAL: Has daughter Octavia and resides year-round in Houston . . . Is represented by former Oiler Assistant General Manager Tom Williams . . . Hobbies include hunting and motorcycle riding . . . Lists favorite movie as "RoboCop" and favorite TV show as "The Cosby Show" . . . Enjoys listening to Angela Winbush . . . Attended Wharton (Tex.) High School, lettering in football, basketball, and track . . . Named First Team All-District as linebacker . . . Was basketball team captain and also finished second in 110 hurdles in state championship . . . Full name is Lamar Lavantha Lathon, born December 23, 1967 in Wharton, Texas.

NFL STATISTICS

YEAR	TEAM	G-S	TACK.	ASST.	TOTAL	FUM. REC.	FUM. FOR.
1990	Houston	11-1	11	2	13	1	1
PLAYOFFS		1-1	7	0	7	0	0

DON MAGGS

Tackle/Guard



78

Height 6-5
 Weight 290
 Born 11/1/61
 College Tulane
 How Acq. Supp. 1984
 NFL 5th Year



1990: Became full-time starter for first time in career and started all 16 games at left tackle . . . Won starting job in training camp after starting just three games in previous three years . . . Was one of three offensive linemen to start every contest (also Bruce Matthews, Mike Munchak) . . . Was penalized just one time all season . . . Was important cog in offense that led NFL with 388.9 yards per game and was second in points scored with 405 . . . Offense generated over 400 yards in eight of 16 games . . . In back-to-back wins over Bengals (October 14) and Saints (October 21), offensive line did not permit a QB sack . . . In 27-10 win over Chiefs December 16, helped pave the way for 563 yards of offense (most since 11/19/61 vs. N.Y. Titans) . . . Got first playoff start of career in loss at Cincinnati January 6.

PRO: A tough and versatile player, can play tackle or guard . . . Was selected by Oilers with one of three picks in 1984 NFL Supplemental Draft of USFL players (Mike Rozier, Lynn Madsen were other two) . . . Played two seasons in USFL for Pittsburgh Maulers (1984) and New Jersey Generals (1985) . . . Entering 1991, consecutive starts streak stands at 16 . . . **1989:** Saw action at both tackle and guard, playing in all 16 matches with one start . . . Also was occasionally used as tight end in short yardage/goal line situations . . . In season-opening loss at Minnesota (9/10), saw

considerable action after G Mike Munchak suffered Achilles injury . . . In 23-7 victory over Raiders (11/19), subbed at RG after Bruce Matthews moved to C in place of injured Jay Pennison (knee) and George Yarno (knee) . . . Got first start (at RG) since 1986 in loss at Kansas City (11/26) . . . Saw action at tackle in playoff loss to Steelers (12/31) . . . **1988:** Appeared in all 16 games as backup tackle . . . Was member of offensive line that permitted just 24 QB sacks which tied for fourth fewest in NFL . . . Sometimes replaced RT Dean Steinkuhler in passing situations . . . With backup TE Chris Verhulst only suiting up for one game, actually served as emergency tight end behind Jamie Williams . . . **1987:** Suffered stretched interior cruciate ligament in training camp practice session and was placed on injured reserve (8/31) . . . Was activated (12/19) prior to week #15, but did not see any action . . . On active roster for less than three games, thus '87 season does not count towards years played . . . **1986:** Signed with Oilers (8/15) three weeks after beginning of training camp . . . Appeared in 14 games with two starts . . . First NFL experience from scrimmage came as substitute for injured T Dean Steinkuhler (hip) against Bears (10/12) . . . Through course of season, majority of practice time came at guard . . . Started last two games of season at left guard, both Oiler wins versus Minnesota (12/14) and Buffalo (12/21) . . . **1985:** Started all 18 games for Generals at right tackle . . . Also started team's only playoff contest versus Baltimore . . . Key blocker for New Jersey backfield that featured future NFLers Herschel Walker (Vikings), Maurice Carthon (Giants), and Doug Flutie (ex-Patriots) . . . **1984:** Was considered Maulers' top pass blocker while starting 16 games at right tackle . . . At Pittsburgh, blocked for former Oiler teammate Mike Rozier . . . Was a second round draft choice of Maulers in 1984.

COLLEGE: Was a three-year starter at left tackle for Tulane . . . As a **senior** for Green Wave, earned Honorable Mention All-America honors as well as being named First Team All-South Independent and First Team All-Metro Conference . . . Was selected to play in 1984 Senior Bowl . . . Majored in sports administration.

PERSONAL: Married to Josette (4/21/89), couple resides in Sugar Land, Texas . . . Hobbies include traveling, hunting, and fishing . . . Lists favorite movie as "Above the Law," favorite TV show as "Coach," and favorite book as "The 13th Valley" . . . Enjoys listening to INXS and Robert Clay . . . Brother Bob played football at Ohio State . . . Attended Cardinal Mooney High School in Youngstown, Ohio, lettering in football . . . Was named to Steel Valley All-Star team as a senior . . . Full name is Donald James Maggs, born November 1, 1961 in Youngstown, Ohio.

NFL STATISTICS

GAMES/STARTS: 1986: 14/2, 1987: 0/0, 1988: 16/0, 1989: 16/1, 1990: 16/16. **3-YEAR TOTALS: 62/19 (P-4/1)**

BRUCE MATTHEWS

Guard/Center



74

Height 6-5
 Weight 291
 Born 8/8/61
 College USC
 How Acq. D1, 1983
 NFL 9th Year



1990: Enhanced reputation as one of top offensive linemen in NFL . . . Started all 16 games including 15 at right guard and reg-

ular season finale at center while also continuing to handle long snapping duties . . . Many honors included third consecutive Pro Bowl appearance as a starter plus First Team All-Pro honors from AP, PFWA, Sports Illustrated, Pro Football Weekly, Sporting News, NEA, and College and Pro Football Newsweekly . . . Additional honors included First Team All-AFC from UPI and Pro Football Weekly plus being named to CBS' All-Madden team . . . Along with fellow Pro Bowler Mike Munchak, formed best guard tandem in NFL . . . Was one of key reasons for Oilers leading NFL in offense with 388.9 yards per game while finishing second in points scored with 405 . . . In season-opening loss at Atlanta September 9, started at customary RG spot but moved to C after Jay Pennison left game with cramps . . . Agreed to multi-year contract extension October 20 . . . In 27-10 win at K.C. December 16, helped Oilers roll up 563 yards of offense, most by team in 29 years (vs. Denver 11/5/61) . . . With playoff berth on line against Pittsburgh in regular season finale December 30, replaced Pennison as starting center (Doug Dawson played RG) . . . Houston won that game 34-14 and racked up 427 yards in total offense . . . Also started at center for playoff loss at Cincinnati January 6.

PRO: One of the top offensive linemen in the NFL, is consistent and unselfish performer who has started games at all five line positions during Oiler tenure . . . In career, has started 75 games at guard, 30 at tackle, and 11 at center . . . Entering 1991, consecutive starts streak stands at 53 . . . **1989:** Started all 16 games (15 at RG, 1 at C) and was long snapper . . . Accolades included second straight Pro Bowl spot (starter); First Team All-Pro honors from AP, Sports Illustrated, Sporting News, and Pro Football Weekly; First Team All-AFC honors from UPI and Pro Football Weekly; and Second Team All-Pro mention from PFWA, NEA, and College and Pro Football Newsweekly . . . For second year in row, brother Clay, an LB with Browns, was also selected for Pro Bowl . . . They are the only set of brothers to be chosen for that prestigious event in the same season and only the second pair of brothers to be Pro Bowlers in any season (Patriots' Sam Cunningham in '79, Eagles' Randall Cunningham in '88) . . . Prime reason why line did not permit a QB sack in six games, the most sackless contests by Oilers since 1978 (also 6) . . . In 23-7 win over Raiders (11/19), moved from guard to center in place of injured George Yarno (knee) who was playing C in place of injured starter Jay Pennison (knee) . . . In following week's loss at K.C. (11/26), got first start at center since 1984 . . . Got 100th career NFL start as Oilers piled up 483 yards (most since 9/4/83) in 24-20 loss to Cleveland (12/23) . . . **1988:** Started all 16 games at right guard while also handling long snapper duties . . . Many honors included first Pro Bowl selection (starter), plus First Team All-Pro honors from AP, PFWA, Sports Illustrated, Sporting News, and Pro Football Weekly as well as UPI First Team All-AFC, and Second Team All-Pro accolades from World Almanac and College and Pro Football Newsweekly . . . Was prominent member of offensive line that permitted just 24 QB sacks which tied for fourth fewest in NFL and was fewest allowed by Oilers since giving up 17 in 1978 . . . Prior to playoff loss at Buffalo (1/1/89), Oilers had only allowed seven sacks in nine games . . . Helped Oilers decrease sacks allowed by 50% over last three seasons from 48 in 1986 (3.0 per game) to 30 in '87 (2.0 per game) to 24 in '88 (1.5 per game) . . . Helped Houston's NFL running game ranking improve from 19th in 1986 to 14th in '87 to fourth (tie) in '88 . . . Started both playoff games . . . **1987:** Missed portion of season due to contractual holdout . . . Saw first action at San Francisco (11/8) after signing multi-year pact (11/4) . . . Did not start versus 49ers, thus ending streak of 63 consecutive starts that dated back to second game of rookie season . . . Regained starting job in game with Colts (11/29), but at right guard, marking first time to play that spot since 1984 . . . Was also Oilers' long snapper . . . Overall, played eight regular season games with five starts, then started both playoff games . . . **1986:** Started all 16 contests at left tackle, enduring severe back pain all season . . . Finally underwent microscopic disectomy (2/25/87) to alleviate problem . . . Helped offensive line decrease QB sacks allowed 17.2% over

1985 . . . Was also long snapper plus back-up center following early-season injury to Jim Romano . . . Was selected as alternate for Pro Bowl and was one of five NFL finalists for Miller Lite Offensive Lineman of the Year . . . **1985:** Started all 16 contests at right tackle while also serving as long snapper . . . A durable performer, played every down and was honored by peers by being chosen as alternate for Pro Bowl . . . **1984:** Started all 16 games including a three-week stretch with starts at center, right guard, and right tackle . . . Started first nine games at center until Houston acquired Jim Romano, then returned to previous right guard position, but only for one game . . . An injury in that game to Dean Steinkuhler forced shift to right tackle for season's final six games . . . **1983:** Did not start season opener versus Green Bay, but then started all remaining 15 games, primarily at right guard . . . Was named to all-rookie teams selected by Pro Football Weekly, Pro Football Writers of America, and Football Digest . . . Was the second of three consecutive number one draft choices invested by Oilers in offensive linemen (Mike Munchak in '82, Dean Steinkuhler in '84) . . . Drafted in the first round (ninth overall) in 1983.

COLLEGE: Had outstanding career at USC . . . Selected to virtually every All-America team as a **senior**, including AP, UPI, NEA, Walter Camp, Football News, College and Pro Football Newsweekly, and Football Coaches of America . . . Also was an All-PAC 10 choice in both **junior** and senior seasons . . . At various times during Trojan career, played all five offensive line positions as well as serving as deep snapper . . . Holds B.S. in industrial engineering.

PERSONAL: Married to Carrie (5/28/83), couple lives in Missouri City, Texas year-round with sons Steven (3/16/85) and Kevin (2/4/87), and daughter Marilyn (4/14/88) . . . Hobbies include golf, video games, crossword puzzles, and playing the piano . . . Lists favorite movie as "The Natural," favorite TV show as "Newhart," and favorite book as The Bible . . . Enjoys listening to Elvis Presley and Roy Orbison . . . Brother Clay plays linebacker for Cleveland Browns while father Clay, Sr. played LB for San Francisco 49ers (1950, 1953-55) . . . Attended Arcadia (Cal.) High School, lettering in football, wrestling, and baseball . . . Was a two-time all-league wrestler and was a prep All-America as both offensive and defensive lineman in final two seasons . . . Full name is Bruce Rankin Matthews, born August 8, 1961 in Raleigh, North Carolina.

NFL STATISTICS

GAMES/STARTS: 1983: 16/15, 1984: 16/16, 1985: 16/16, 1986: 16/16, 1987: 8/5, 1988: 16/16, 1989: 16/16, 1990: 16/16. **8-YEAR TOTALS: 120/116 (P-6/6)**

ADDITIONAL STATS

Tackles: N/A 1983-85, 6-2-8 in 1986, 1-0-1 in 1987, 3-0-3 in 1988, 1-1-2 in 1990 for total of 11-3-14

Fumbles Recovered: 1 in 1989, 1 in 1990 for total of 2.

BUBBA MCDOWELL

Safety

25

Height 6-1
 Weight 198
 Born 11/4/66
 College . . . Miami (Fla.)
 How Acq. . . . D3, 1989
 NFL 3rd Year



1990: In second pro season, continued to progress as one of top young strong safeties in AFC . . . Started 15 games and was fourth on team (1st among DBs for 2nd year in a row) with 81 tackles on 55 solos and 26 assists . . . Also had pair of interceptions and registered third blocked punt of career . . . Chipped in with a half sack (vs. Saints), a fumble recovery (vs. Colts), and five pass break-ups . . . Led the team in total tackles in three games and in solos twice . . . First interception of '90 came on Oilers' 21-yard line in 17-7 win at San Diego September 30 . . . Had six tackles while also playing outside LB in nickel packages in loss to 49ers October 7 . . . Contributed nine tackles in 48-17 romp over Cincinnati October 14, then matched that total in 17-12 loss to Jets two weeks later . . . In 17-13 loss to Rams November 4, blocked Keith English punt . . . Notched interception (led to TD) plus eight solos as Oilers won in Cleveland 35-23 November 18 . . . Had season-best ten stops (tied career high) in key 27-24 Monday night edging of Buffalo November 26 . . . Suffered partial dislocation of kneecap in fourth quarter of 27-10 win at K.C. December 16 and was replaced by Leander Knight . . . Underwent MRI on knee and spent following game (at Cincinnati) on two-man inactive list . . . That marked first missed game of two-year career . . . Returned to lineup for playoff-clinching 34-14 victory over Pittsburgh December 30, but was replaced by Knight in third quarter due to knee . . . Had seven tackles and two passes defended in playoff loss to Bengals January 6 . . . Had arthroscopy on both knees during off-season.

PRO: Outstanding player, combines size, strength, and intelligence with ferocious hitting ability . . . Won starting job as a rookie in training camp . . . **1989:** Started all 16 games at SS, one of five defensive Oilers and one of nine drafted NFL rookies to do so . . . Honors included First Team All-Rookie accolades from Pro Football Weekly and Football News . . . Finished second on team in total tackles (88), second in solo hits (63), fifth in special teams tackles (9), tied for second in interceptions (4), led the team in forced fumbles (4), and was fourth in passes defended (10) . . . Also had a blocked punt, a QB sack, and a fumble recovery . . . In individual games, led Oilers in solos a team-best seven times and in total tackles on five occasions . . . Notched first career NFL sack against Jim McMahon in 34-27 win at San Diego (9/17) . . . In loss to Bills (9/24), blocked a John Kidd punt that was returned for a touchdown by Cris Dishman . . . Had standout game in key 33-28 win at Chicago (10/15) with team-leading eight tackles plus pair of forced fumbles (recovered by John Grimsley, Richard Byrd) . . . In 27-0 shutout of Steelers (10/22), had multi-interception game with two as Oilers limited Pittsburgh to 105 passing yards . . . Credited with interception though 29-yard return for TD was nullified in loss at Cleveland (10/29) . . . In 26-24 Monday night win over Bengals (11/13), had season-high ten tackles and forced Kendal Smith fumble on kickoff return (recovered by Scott Kozak) . . . Scored safety by tackling Steeler P Harry Newsome in end zone in 23-16 triumph (12/3) . . . Started in post-season loss to Pittsburgh and had seven tackles, a fumble recovery, and also blocked a Newsome punt . . . Drafted by Oilers in third round (77th overall) in 1989.

COLLEGE: Four-year Miami totals included 99 solos and 82

assists for 181 total tackles, plus four interceptions, 18 pass break-ups, two fumble recoveries, and ten tackles for losses . . . Also returned six punts for 15.0-yard average . . . Is Miami's all-time leader in blocked punts with nine . . . As a **senior**, started first five games of season at free safety before switching over to right cornerback . . . Earned selection on several All-America teams . . . Finished with 38 solos and 31 assists (career-best 69 total) to go with two interceptions and five tackles for losses . . . Helped UM become nation's second stingiest defense . . . Had 11 tackles and an interception in one-point loss to Notre Dame and also had interception and a blocked punt in win over East Carolina . . . In Orange Bowl versus Nebraska, had a blocked punt and a sack while helping Hurricanes limit 'Huskies to 55 passing yards (8 of 22) . . . **Junior** stats showed 51 total tackles (28, 23) plus career-best seven passes defended in ten games . . . Was inserted into starting lineup at CB in third game after injury to Donald Ellis . . . In game Ellis was injured, made top play of career in batting away two-point conversion pass in 26-25 win over Florida State . . . Had 11 tackles, two pass break-ups, and blocked a punt that was returned for a TD in earning game ball against Maryland . . . Deflected a pass on a last-ditch drive against Oklahoma in Orange Bowl that secured national title for UM . . . **Sophomore** statistics featured 45 tackles (28, 17), a pair of interceptions, and an incredible five blocked punts (4 led directly to UM TDs) . . . Had two blocked punts against both Texas Tech and Cincinnati . . . Versus Red Raiders, also returned an interception 30 yards for a touchdown . . . Against Bearcats, returned one of two blocks 34 yards for a score . . . **Freshman** totals included 16 stops (5, 11) while being considered Hurricanes' top special teamer . . . Blocked a punt against Notre Dame that was recovered in end zone for TD . . . Was redshirted in 1984 but was a member of scout team that faced QB Bernie Kosar (Browns) and WR Eddie Brown (Bengals) every day in practice . . . Holds B.S. in business management.

PERSONAL: Single, splits off-season between Missouri City, Texas and Merritt Island, Florida . . . Enjoys volunteer work, especially with kids . . . Hobbies include video games, bowling, and playing basketball . . . Lists favorite TV show as "Family Ties" . . . Enjoys listening to Stephanie Mills . . . Attended Merritt Island (Fla.) High School, lettering in football, basketball, and track . . . Full name is Leonard McDowell, born November 4, 1966 in Fort Gaines, Georgia.

NFL STATISTICS

YEAR	TEAM	G-S	TACK	ASST.	FUM. FUM.			INT.	YDS.	QB
					TOTAL	REC.	FOR.			SACK
1989	Houston	16-16	72	25	97	1	4	4	65	1
1990	Houston	15-15	55	26	81	1	0	2	11	1/2
2-YR. TOTALS		31-31	127	51	178	2	4	6	76	1 1/2
PLAYOFFS		2-2	11	3	14	1	0	0	0	0

ADDITIONAL STATS

Passes Defended: 10 in 1989, 5 in 1990 for total of 15

Blocked Punt: vs. Buffalo 9/24/89, vs. Pittsburgh (playoff) 12/31/89, vs. L.A. Rams 11/4/90

Safety: vs. Pittsburgh 12/3/89

GERALD McNEIL

WR/KR

89

Height 5-8
 Weight 142
 Born 3/27/62
 College Baylor
 How Acq. FA-B, 1990
 NFL 6th Year



1990: Was signed by Oilers on March 23, 1990 as "Plan B" free agent after being left unprotected by Cleveland Browns . . . Saw action in all 16 games as Oilers' punt/kickoff return man while also being utilized as reserve receiver . . . Brought back 30 punts (20 FC) for 172 yards and 5.7 average (8th AFC) while returning 27 kickoffs for 551 yards and 20.4 mark (7th AFC) . . . Also caught five passes for 63 yards (12.6 avg.) . . . Bothered by hamstring strain, was replaced by Allen Pinkett as KO returner in loss at Pittsburgh September 16 . . . First reception as an Oiler came on 15-yarder in 17-7 victory at San Diego September 30 . . . In that Charger game and in Bengal contest October 14, had apparent TD catches negated (by penalty, by replay reversal) . . . Had season-long 26-yard punt return which led to Oiler TD in 35-23 win at Cleveland November 18 . . . Racked up 141 all-purpose yards with 46 yards on PRs, 77 on KORs, plus two catches for 18 yards in 58-14 bopping of Browns December 9 . . . Returned second half kickoff for season-high 64 yards (longest by an Oiler since 12/4/88) to set up touchdown in December 23 loss at Cincinnati . . . After suffering rib injury, was replaced as PR by Curtis Duncan in second half of 34-14 win over Pittsburgh December 30 . . . Due to that rib injury, was limited to punt return duty in playoff loss to Bengals, but managed a 19-yard return (3rd longest in Oiler post-season history).

PRO: Nicknamed "The Ice Cube" (by former Oiler P Jeff Gossett), is considered one of the most exciting return men in NFL . . . Played for Cleveland Browns from 1986-89 and for current Oiler Head Coach Jack Pardee with USFL's Houston Gamblers from 1984-85 . . . Selected by Browns in second round in 1984 USFL supplemental draft . . . Is Cleveland's all-time leader in punt returns (161), yards (1545), and long return (84 yds.) . . . Also owns three of top four single-season punt return years in franchise history (1986, '87, '89) . . . Ranks ninth on Browns' all-time chart in kickoff return yards (1301) and seventh in returns (64) . . . Despite size, is very durable and has not missed an NFL non-strike game in career . . . **1989:** Appeared in all 16 games for Browns and caught ten passes for 114 yards . . . Ranked second in AFC (behind Colts' Clarence Verdin) with 10.1-yard punt return average on NFL-high 49 returns for 496 yards (15 FC) . . . Had 42-yard punt return in season-opening 51-0 shutout of Pittsburgh (9/10) . . . In 16-13 besting of Broncos (10/1), returned three punts for 78 yards including season-best 49-yarder that was longest since 1986 . . . Tied career-high with seven PRs (53 yds.) in 10-10 tie with Chiefs (11/19) . . . In 23-17 OT loss at Indianapolis (12/10), returned five punts for 103 yards (3rd most in Browns' history) including 46-yarder in OT . . . Saw action in both playoff contests . . . **1988:** Played in all 16 games and contributed 38 punt returns for 315 yards (6 FC, 10th in AFC with 8.3 avg.) and caught five balls for 74 yards . . . Surpassed Leroy Kelly as team's all-time PR yardage leader against Bengals (10/30), and passed Dino Hall as all-time leader in punt returns versus Oilers (12/18) . . . Played in wild card loss to Houston (12/24, 3 PR/27 yds., 1 KR/17 yds.) . . . **1987:** Saw action in 12 non-strike matches with 34 punt returns for then-club record 386 yards and career-best 11.4-yard average (4th in AFC) while also bringing back 11 kickoffs for 205 yards (18.6 avg.) . . . Caught eight passes for 120

yards and pair of touchdowns . . . Was chosen for Pro Bowl and also was Football News All-Pro selection . . . TD catches came against New Orleans (9/13) and Houston (11/22) . . . In that Oiler game, set career standard with 66 receiving yards and tied career-best with three catches . . . Had TD punt returns of 92 yards (vs. Chargers 11/1) and 73 yards (vs. Bills 11/15) nullified due to penalties . . . In playoff action, returned five punts for 56 yards and six kickoffs for 112 yards (plus 1 rec./8 yds.) . . . **1986:** Was traded by Gamblers to New Jersey Generals (3/7) but joined NFL when USFL suspended operations (8/7) and signed with Browns five days later . . . In first NFL season, played in all 16 games and returned 40 punts for 348 yards (8.7 avg.) and one TD . . . In kickoff returns, ranked second in club history in both returns (47) and yards (997, 21.2 avg.) plus a score . . . Honors included Football News All-Pro and AP Honorable Mention All-Pro while also being first alternate for Pro Bowl . . . Against Detroit (9/28), returned punt a club record 84 yards for a TD for NFL's longest '86 PR (had personal-best 106 PR yds. in that game) . . . In Cleveland's first-ever win at Pittsburgh's Three Rivers Stadium (10/5), returned a kickoff 100 yards for touchdown (personal-best 145 KO yds. in that game) . . . In pair of playoff games, returned ten punts for 102 yards and seven kickoffs for 117 yards . . . **1985:** Saw action in all 18 games in Jim Kelly-directed "Run 'N Shoot" offense for USFL's Gamblers . . . Caught 58 passes for 1017 yards (17.5 avg.) and six TDs . . . Return-wise, brought back 39 punts for league-best in yards (505), average (13.0), and TDs (2) . . . Named to Sporting News All-USFL squad . . . **1984:** Appeared in 15 games for Gamblers (on developmental squad for first 3) and snagged 33 balls for 501 yards (15.2 avg.) and a TD . . . Also returned 31 punts for 323 yards (10.4 avg.) and a score . . . Was originally territorial draft choice of San Antonio (rights were traded) before inking with Gamblers (2/16).

COLLEGE: Enjoyed four-year career at Baylor . . . Upon leaving, held Bear records for receptions (163), yards (2651, 16.3 avg.), and TDs (17) . . . Racked up nine 100-yard games . . . Also returned 101 punts for 866 yards (8.6 avg.) and 31 kickoffs for 573 yards (18.5 avg.) . . . As a **senior**, established personal bests for receptions (SWC-leading 62), yards (1034), TDs (8), and long catch (55) . . . Also brought back 21 punts for 129 yards and three kickoffs for 50 yards . . . Was named AP/IPI Southwest Conference Offensive Player of the Year, First Team All-SWC, and All-America . . . Earned selection to Hula Bowl and Japan Bowl . . . **Junior** totals showed conference-leading 52 catches for 822 yards (15.8 avg.) and two scores plus 16 PRs for 204 yards (led SWC) and eight KOs for 161 yards . . . Was consensus First Team All-SWC choice plus Honorable Mention All-America . . . Had nine receptions for 170 yards versus Tulane . . . In **sophomore** campaign, snagged 44 balls (2nd in SWC) for 744 yards and six TDs while also returning 23 punts for 138 yards and 12 kickoffs for 173 yards . . . Against Arkansas, caught ten balls for school record 197 yards . . . During **freshman** year, had three catches for 31 yards to go with career-highs in punt returns (41) and yards (395) . . . Was a member of track 400-relay team that set SWC and Junior World record (39:10) . . . Holds B.A. in communications.

PERSONAL: Married to Paula (10/28/86), couple resides in Missouri City, Texas with daughter Ashley (4/26/87) . . . Very community-minded, was spokesman for Cleveland YMCA's and also has done work for United Way . . . Brother Pat (Gerald's agent) played for Chiefs and Patriots, and ended career playing with Warren Moon for CFL's Edmonton Eskimos . . . Another brother Ira is Assistant Regional Director for Texas Employment Commission . . . Hobbies are golf and fishing . . . Lists favorite movie as "Predator," favorite TV show as "In Living Color," and favorite book as Bill Cosby's "Fatherhood" . . . Enjoys listening to Quincy Jones and Kenny G . . . Attended Killeen (Tex.) High School, lettering in football, basketball, and track . . . H.S. track team won three state titles . . . Full name is Gerald Lynn McNeil, born March 27, 1962 in Frankfurt, West Germany.

NFL STATISTICS

YEAR	TEAM	G-S	NO.	YDS.	AVG.	LG	TD
1986	Cleveland	16-0	1	9	9.0	9	0
1987	Cleveland	12-0	8	120	15.0	39	2
1988	Cleveland	16-0	5	74	14.8	23	0
1989	Cleveland	16-0	10	114	11.4	32	0
1990	Houston	16-0	5	63	12.6	16	0
5-YEAR TOTALS		76-0	29	380	13.1	39	2
PLAYOFFS		8-0	1	8	8.0	8	0

YEAR	TEAM	NO.	PUNT RETURNS					KICKOFF RETURNS				
			FC.	YDS.	AVG.	LG	TD	NO.	YDS.	AVG.	LG	TD
1986	Cleveland	40	10	348	8.7	84	1	47	997	21.2	100	1
1987	Cleveland	34	9	386	11.4	40	0	11	205	18.6	33	0
1988	Cleveland	38	6	315	8.3	32	0	2	38	19.0	22	0
1989	Cleveland	49	15	496	10.1	49	0	4	61	15.3	21	0
1990	Houston	30	20	172	5.7	26	0	27	551	20.4	64	0
5-YR. TOTALS		191	60	1717	9.0	84	1	91	1852	20.4	100	1
PLAYOFFS		21	6	211	10.1	23	0	14	246	17.6	30	0

ADDITIONAL STATISTICS

Rushing: 1 for 12 yds. vs. Chiefs 12/12/86, 1 for 17 yds. vs. Bills 11/15/87, 2 for 32 yds. vs. Bengals 9/25/89 for total of 4 for 61 yds.

USFL STATISTICS

YEAR	TEAM	G	RECEIVING				PUNT RETURNS			
			NO.	YDS.	AVG.	TD	NO.	YDS.	AVG.	TD
1984	Houston	15	33	501	15.2	1	31	323	10.4	1
1985	Houston	18	58	1017	17.5	6	39	505	13.0	2
2-YEAR TOTALS		33	91	1518	16.7	7	70	828	11.8	3

ADDITIONAL STATS

Kickoff Returns: 2 for 62 yds., 31.0 avg. in 1985

Rushing: 1 for 11 yds. in 1985

JOHNNY MEADS

Linebacker

91

Height 6-2
Weight 226
Born 6/25/61
College . . Nicholls St.
How Acq. . . . D3, 1984
NFL 8th Year



1990: One of the most underrated linebackers in the NFL . . . For fourth straight season, started every game (non-strike) for Oilers at right outside LB . . . Was one of seven Houston defensive players who started all 16 games in '90 . . . Finished second on team (behind LB Al Smith) with 95 tackles (2nd best of career) on 65 solos and 30 assists . . . Also paced all Oiler LBs with 2½ sacks, was team leader with five forced fumbles, notched first interception of seven-year career, and had five pass break-ups . . . Led team in total tackles in two games and in solos once . . . Suffered broken thumb/wrist damage in July 27 training camp workout and missed almost two weeks of workouts . . . Went over 400-tackle mark with seven in 48-17 rout of Cincinnati October 14 . . . Enjoyed best game of career in 23-10 win over New Orleans October 21 with 14 tackles (9, 5), three forced fumbles, 1½ sacks, and first career interception (off Steve Walsh, led to Oiler FG) . . .

For that performance, was named NFL Player of the Week and AFC Defensive Player of the Week . . . Forced a Kevin Mack fumble that S Terry Kinard returned 72 yards for a TD in 58-14 beating of Browns December 9 . . . Started playoff loss to Bengals January 6 but suffered third quarter toe injury . . . Had wrist surgery this past spring to correct training camp injury.

PRO: Is a tough competitor who is very effective pass rusher . . . Entering 1991, consecutive starts streak stands at team-best 58 along with Mike Munchak (team-high 73 not counting strike games) . . . **1989:** Was one of five defensive players to start all 16 games . . . Ranked seventh on club's tackle chart with 61 (35, 26 plus 1 ST hit) and was fourth in sacks with four . . . Had two of Oilers' three regular season blocked punts . . . In 26-24 Monday night win over Cincinnati (11/13), blocked a Lee Johnson punt that was recovered by Eugene Seale in end zone for TD . . . Enjoyed best game of season in 23-16 victory at Pittsburgh (12/3) with five tackles and career-best three sacks on Bubby Brister (2nd career multi-sack game, 12/6/87 vs. Chargers) . . . Had regular season best of six hits and blocked a Chris Mohr punt that led to Oiler FG in 20-17 edging of Tampa Bay (12/10) . . . In playoff loss to Steelers (12/31), led team with ten tackles . . . **1988:** Started all 16 games and ended up sixth on team with 64 tackles (43, 21 plus 3 ST hits), career-best eight sacks (T-10th in AFC), and team-leading six forced fumbles . . . Sack total was third on club, just ½ sack behind co-leaders Ray Childress and William Fuller, and was most QB drops by an Oiler linebacker since Ted Washington's eight in 1979 . . . Forced fumble total was most by an Oiler in 13 years (Curley Culp had 6 in 1975) . . . In 38-35 besting of Raiders (9/11), forced a fumble with QB sack of Steve Beuerlein that was recovered by Doug Smith on L.A.'s one-yard line . . . With that sack, had six in last six regular season games, dating back to '87 . . . In 24-17 Monday night win over Browns (11/7), blocked a Max Runager punt that led to TD . . . That was Oilers' fifth blocked punt of season that tied then-NFL all-time record . . . Despite team's loss to Steelers (12/4), contributed six tackles, a sack, a forced fumble, and blocked first FG attempt of career on Gary Anderson boot . . . Started both playoff games and had six tackles . . . **1987:** Started all 12 non-strike games, ending up seventh on club's tackle chart with 64 (40, 24 plus 4 ST hits) while also finishing second in QB sacks with four and tying Keith Bostic for lead in forced fumbles with three . . . Had season-high 12 tackles in loss to Browns (11/22) . . . Had all four '87 sacks in final four regular season games . . . In 33-18 win over Chargers (12/6), had two sacks and two forced fumbles and was also forced to play DB in Oiler nickel packages when Jeff Donaldson and Kenny Johnson left game . . . Started both play-off games and had six total tackles and ½ QB sack . . . **1986:** Returned to starting role after successful rehabilitation from 1985 knee surgery . . . Played in all 16 games with 13 starts, taking over starting job from Frank Bush after Bush was forced to retire with spinal disorder . . . Finished sixth on team with 111 total tackles (59, 52) and was second to Ray Childress in QB sacks with four . . . Had five double-digit tackle performances . . . Had season-high 15 stops plus a sack in 13-10 OT loss at Cleveland (11/30) . . . Had 12 tackles against Chargers the following week . . . **1985:** Earned starting outside linebacker job with impressive training camp . . . Started first five games of season before suffering knee injury against Denver (10/6) on John Elway scramble . . . Required surgery and spent remainder of year on injured reserve . . . In five games of action, accumulated 41 tackles (28, 13) plus 1½ QB sacks . . . In first NFL start, had seven stops in 26-23 opening day win over Dolphins (9/8) . . . Turned in career-best 16 total tackles (10, 6) and a sack in game with Pittsburgh (9/22) . . . **1984:** Appeared in 16 games as a rookie with 20 total tackles (7, 13) . . . Primarily played on special teams, but did see occasional action at linebacker . . . Top game in first year came against Miami with seven tackles (10/14) . . . Drafted by Oilers in third round (58th overall) in 1984.

COLLEGE: Was a walk-on as a freshman at Nicholls State and ended up starting in final three years . . . Ranked sixth on NSU's all-time solo tackle list with 211 and added 95 assists for total tackle mark of 306 . . . Also had six career interceptions, including two for TDs against Southeastern Louisiana in one game during sophomore campaign . . . That set school record for most interceptions returned for TD in one game or a career . . . Finished **senior** season with 61 solos and 39 assists (100 total), earning Sporting News Division 1-AA All-America honors for that performance . . . Best senior game came with 14 stops against McNeese State . . . As a **junior**, was selected Honorable Mention Division 1-AA All-America by AP . . . Was a defensive end for first two collegiate seasons before shift to LB . . . Majored in physical education.

PERSONAL: Has son Jeremy (10/23/87) and resides in Sugar Land, Texas . . . Hobbies include playing basketball and watching movies . . . Lists favorite movie as "Die Hard," favorite TV show as "A Different World," and favorite recording artist as The Winans . . . Middle name is Sand, thus was nicknamed "The Sand Man" by a Houston writer because he "puts quarterbacks to sleep" . . . Was given unique middle name in spelling mix-up by father who idolized baseball pitcher Johnny Sain . . . Attended Assumption High School in Napoleonville, Louisiana, lettering in football, basketball, and track . . . Full name is Johnny Sand Meads, born June 25, 1961 in New Orleans.

NFL STATISTICS

YEAR	TEAM	G-S	TACK.	ASST.	TOTAL	FUM. REC.	FUM. FOR.	QB SACK
1984	Houston	16-0	7	13	20	0	0	0
1985	Houston	5-5	28	13	41	0	0	1½
1986	Houston	16-13	59	52	111	1	1	4
1987	Houston	12-12	44	24	68	0	3	4
1988	Houston	16-16	46	21	67	0	6	8
1989	Houston	16-16	36	26	62	0	0	4
1990	Houston	16-16	65	30	95	0	5	2½
7-YEAR TOTALS		97-78	285	179	464	1	15	24
PLAYOFFS		6-6	19	6	25	0	0	½

ADDITIONAL STATS

Passes Defensed: 5 in 1987, 1 in 1988, 4 in 1989, 5 in 1990 for total of 15

Blocked Punt: vs. Cleveland 11/7/88, vs. Cincinnati 11/13/89, vs. Tampa Bay 12/10/89

Blocked FG: vs. Pittsburgh 12/4/88

GLENN MONTGOMERY

Def. Tackle



94

Height 6-0
 Weight 268
 Born 3/31/67
 College Houston
 How Acq. . . . D5, 1989
 NFL 3rd Year



1990: One of Oilers' top special teams players, also saw some action at defensive tackle in team's revamped 4-3 alignment . . . Participated in 15 games and notched six tackles and one assist as DT, and nine solos on special teams . . . Also added a ½ QB sack . . . In 20-9 loss at Pittsburgh September 16, relieved Doug Smith in third period and recorded two tackles . . . Had best game of season in 17-7 road win at San Diego September 30 with five tackles and ½ sack (shared with William Fuller) which came on

Houston goal-line stand in fourth quarter . . . Had one of Oilers' hardest hits of season with tackle that knocked helmet off head of Bengals' Mitchell Price in October 14 48-17 Houston win . . . Missed only game of season due to quad injury in 17-12 loss to Jets October 28 (two-man inactive) . . . Was ejected from December 9 58-14 victory over Browns for fighting with Cleveland's Gregg Rakoczy . . . Played special teams in January 6 playoff loss at Cincinnati.

PRO: Tough, aggressive player who has succeeded despite lack of size for a defensive tackle . . . **1989:** As a rookie, played in 15 games (DNP at New England 10/8), both on special teams and at nose tackle . . . Contributed 19 tackles (10, 9) at NT, plus four ST tackles . . . Had season-best four tackles and ½ sack in 26-24 Monday night win over Cincinnati (11/13) . . . In 23-7 victory over Raiders (11/19), had first full NFL sack (Vince Evans) while also forcing Tim Ware to fumble on kickoff . . . Saw action in playoff loss to Steelers (12/31) and had one assist plus ST tackle . . . Drafted by Oilers in fifth round (131st overall) in 1989 . . . Was first University of Houston player drafted by Oilers since WR Eddie Foster in 1977 (8th round).

COLLEGE: Four-year Houston statistics included 175 solos and 108 assists for 283 total tackles, plus 21 QB sacks, 35 tackles for losses, and six pass bat-downs . . . In **senior** season, finished with career highs in solos (68), total tackles (team-leading 107), sacks (12), and tackles for losses (20) . . . 12 sacks was one short of UH school record set by Mack Mitchell in 1973 . . . Earned First Team All-Southwest Conference honors and was also AP, UPI, and Sporting News Honorable Mention All-America . . . Contributed pair of QB drops in season-opening win over Louisiana Tech . . . Forced two fumbles and had eight tackles in win over TCU . . . In Cougar victory over Wyoming, had an incredible six sacks . . . In that game, had 11 tackles (7 behind the line of scrimmage) and was named Southwest Conference Player of the Week . . . As a **junior**, ended up with 86 total stops (41, 45), plus four sacks (tied for team lead) . . . Had top '87 game against Texas Tech with 15 tackles (8, 7) and two sacks . . . **Sophomore** totals showed 63 total hits (48, 15) and a sack in ten games as a starter at nose guard . . . High game of season was ten-tackle effort against Rice . . . As a **freshman**, played as a reserve in all 11 games with 27 tackles (18, 9) and four sacks . . . Had six tackles and a sack against Texas Tech . . . Majored in sports administration.

PERSONAL: Married to Dwannah, resides in Houston with son Glenn Jr. (8/29/88) . . . Spent off-season working towards degree and helping out with University of Houston football team . . . Hobbies include fishing, music, and watching TV . . . Lists favorite movie as "Predator," favorite TV show as "Wild Kingdom," and favorite recording artists as Maze and Heavy D . . . Attended West Jefferson High School in Harvey, Louisiana, lettering in football, wrestling, and track . . . Was standout fullback, rushing for 1664 yards as a senior . . . Full name is Glenn Steven Montgomery, born March 31, 1967 in New Orleans, Louisiana.

NFL STATISTICS							
YEAR	TEAM	G-S	TACK.	ASST.	TOTAL	FUM. FOR.	QB SACK
1989	Houston	15-0	14	9	23	1	1½
1990	Houston	15-0	15	1	16	0	½
2-YEAR TOTALS		30-0	29	10	39	1	2
PLAYOFFS		2-0	1	1	2	0	0

GREG MONTGOMERY

Punter

9

Height 6-4
 Weight 215
 Born 10/29/64
 College . . . Michigan St.
 How Acq. . . . D3, 1988
 NFL 4th Year



1990: For third time in three-year career, did not miss a game . . . Enjoyed standout season, averaging 45.0 yards on 34 punts (36.6 net, T-5th NFL) with seven kicks inside the 20, five touchbacks, and no blocks . . . Punting average was NFL's best, but was six short of required minimum of 40 punts (2.5 per game) to officially qualify . . . Lack of punting opportunities was tied to Oilers' offense which was ranked #1 in NFL . . . Nicknamed "The Maytag Repairman," punted just 18 times in team's last 11 games . . . 45.0-yard average eclipsed Jim Norton's 25-year-old single season record of 44.2 (1965) . . . In season-opening loss at Atlanta September 9, averaged 50.3 yards on three kicks and had season-best 60 yarder (4th career punt over 60 yds.) . . . In September 16 loss at Pittsburgh, had punt returned for TD (52 yds.) by Rod Woodson marking first PR for a score versus Oilers in 12 years (Bills' Keith Moody, 10/15/78) . . . Had season-best six punts for 49.2 average as Oilers defeated Oilers 24-21 October 7 . . . In 48-17 rout of Bengals October 14 and in 27-24 Monday night win over Bills November 26, Oilers did not punt for third and fourth times in franchise history (vs. Bills 9/9/62, vs. Lions 11/5/89) . . . Had career-best 51.0-yard average in 23-10 besting of New Orleans October 21 . . . Recorded 20th career punt of 50+ yards in loss at Cincinnati December 23 . . . Punted six times for 256 yards (42.6 avg.) in post-season loss to Bengals January 6.

PRO: Possesses exceptionally strong leg, consistency continues to improve . . . **1989:** Led the AFC (2nd in NFL behind Cardinals' Rich Camarillo's 43.4) with a 43.3-yard average . . . Also led the conference in net average with 36.1-yard mark (3rd in NFL) . . . Punted 56 times and had 15 kicks inside the 20 and seven touchbacks . . . Honors included UPI First Team All-AFC . . . Enjoyed quite a turnaround from 1988 when he ranked 12th in AFC gross and ninth (tied) in net . . . Houston allowed 8.0 yards per punt return which ranked fifth (tied) in NFL . . . Had season-best 46.7-yard average on career-best seven punts (2 in 20) in loss at Minnesota (9/10) . . . In next game, suffered first regular season block in win over Chargers (also 1 vs. Chiefs 11/26) . . . Boomed career-long 63-yarder in 39-7 rout of Dolphins (10/1) . . . Rushed for first downs in consecutive games against Patriots (10/8) and Bears (10/15) . . . Had personal-best three punts inside the 20 in loss at Cleveland (10/29) . . . Punted three times for 44.0 average in playoff loss to Steelers (12/31) . . . **1988:** As a rookie, won punting job in training camp and appeared in all 16 games . . . Punted 65 times for 38.8-yard average, five TBs, and 12 punts inside the 20 . . . Oilers permitted just 5.9 yards per punt return which tied for third best in NFL . . . In first NFL game at Indianapolis (9/4), had four punts for 44.0 average including 50-yarder . . . As Oilers defeated Dallas 25-17 (11/24), notched average of 48.2 that included long boot of season (61 yds.) . . . Punted in both playoff games, averaging 42.0 yards on eight kicks, but suffered block in loss at Buffalo (1/1/89) . . . Drafted by Oilers in third round (72nd overall) in 1988.

COLLEGE: Attended Penn State as a freshman before transferring to Michigan State . . . Also handled kickoffs for Spartans . . . Three-year career statistics for MSU included 170 punts for a 45.4-yard average, 31 inside the 20, two blocked, and a long boot

of 86 yards . . . Career average was tops in Spartan history, besting 43.8 mark of Ralf Mojsiejenko, formerly with San Diego Chargers . . . Had at least one punt of 50 yards in every MSU game played except two while also booting nine punts over 60 yards during Spartan tenure . . . In **senior** season, earned several First Team All-America honors as well as being selected First Team All-Big Ten . . . Finished season with 44.7-yard average on 62 kicks with career-best 13 inside the 20 . . . Against USC, averaged 52.8 yards on five punts with all five being downed inside the 20 (season lg. 65-yd.) . . . Tied a school record with 11 punts versus Florida State . . . In 13-7 win over Ohio State, averaged 43.8 yards on seven kicks, all downed inside the 20 . . . As a **junior**, was First Team All-Conference and Honorable Mention All-America . . . Punted 39 times for 47.8-yard average with only two blocks of college career . . . Was one short of punts required to qualify as national leader but 47.8 average established school record, eclipsing Ray Stachowicz's mark of 46.2 set in 1980 . . . Booted an 86-yard punt versus Michigan which was the third longest in Big Ten annals . . . **Sophomore** honors included Honorable Mention All-America and First Team All-Big Ten, finishing with 69 punts for 44.7-yard mark and 12 inside the 20 . . . Had then-school record boot of 80 yards versus Notre Dame . . . Sat out '84 season after transferring from Penn State . . . Played in ten games for Nittany Lions as **freshman** kickoff specialist in 1983 . . . Holds B.A. in communications.

PERSONAL: Single, splits off-season between Houston and Ada, Michigan . . . Is part-owner of restaurant and is close follower of stock market . . . Father, Greg Sr., played quarterback at Michigan State from 1957-58 and was teammate of current Head Coach George Perles . . . During career at MSU, wore same jersey #23 that father wore . . . Also has brother Steve who was a Spartan fullback and who signed a '91 free agent contract with Chicago Bears . . . Hobbies include golf and cycling . . . Lists favorite movie as "Casablanca," favorite TV show as "Lonesome Dove," and favorite book as "Windmills of the Gods." . . . Enjoys listening to The Rolling Stones, Frink Sinatra, and Elvis Costello . . . Attended Red Bank Regional High School in Little Silver, New Jersey, lettering in football, hockey, baseball, and golf . . . Was All-County in both football and baseball . . . Full name is Gregory Hugh Montgomery, Jr., born October 29, 1964 in Morristown, New Jersey.

NFL STATISTICS

YEAR	TEAM	G	NO.	YDS.	AVG.	TB	IN 20	LG	BLK.	NET
1988	Houston	16	65	2523	38.8	5	12	61	0	34.1
1989	Houston	16	56	2422	43.3	7	15	63	2	36.1
1990	Houston	16	34	1530	45.0	5	7	60	0	36.6
3-YEAR TOTALS		48	155	6475	41.8	17	34	63	2	35.4
PLAYOFFS		4	17	724	42.6	1	2	51	1	34.1


ADDITIONAL STATS

Rushing: 3 for 17 yds., long 11 in 1989

WARREN MOON

Quarterback

1



Height 6-3
 Weight 212
 Born 11/18/56
 College . . . Washington
 How Acq. . . . FA, 1984
 NFL 8th Year



1990: Enjoyed super season operating Oilers' "Run 'N Shoot" offense . . . Started 15 games (missed final game and playoff due

to dislocated thumb) eclipsing personal bests in all categories by completing 362 (1st NFL) of 584 passes (1st NFL) for 62.0% (2nd NFL) for 4689 yards (1st NFL) with 33 touchdowns (1st NFL) and 13 interceptions . . . 4689-yard total was fifth best in NFL history . . . Had 96.8 QB efficiency rating (2nd NFL), 8.03 average gain per pass play (3rd NFL) and 5.7% TDs per pass attempt (T-4th NFL) . . . Also rushed 55 times for 215 yards and two scores . . . Directed Oiler attack that led NFL in total offense (388.9 yds. per game) and was second in league in scoring (405 points) . . . Tied Dan Marino's NFL record with nine 300-yard games in a season and also tied AFC record for consecutive 300-yard performances with four (1 short of NFL mark) . . . Broke Oiler single season records for completions, attempts, and yards . . . Due to thumb injury, lost chance to break Marino's NFL single season standards for attempts (40 short), completions (17 short), and yards (396 short) . . . Many honors included third consecutive Pro Bowl selection (starter), AP Offensive Player of the Year, UPI AFC Offensive Player of the Year, USA Today AFC MVP, 8th place in AP Male Athlete of the Year, NFL Alumni Quarterback of the Year, 101 AFC Offensive Player of the Year, 2nd place Miller Lite NFL Player of the Year, Sporting News First Team All-Pro, AP Second Team All-Pro, and First Team All-AFC recognition from UPI, Pro Football Weekly, and Football News . . . Was also named AFC Player of the Week three times (vs. Bengals, Browns, Chiefs) and AFC Player of the Month for November . . . In season-opening 47-27 loss at Atlanta September 9, completed 31 of career-best 52 passes for 397 yards (including 80-yarder to WR Ernest Givins) and four TDs . . . Failed to throw a TD pass for only time of season and suffered four interceptions for first time since 1986 in September 16 loss at Pittsburgh . . . With 308 yards in 24-10 victory over Colts September 23, surpassed George Blanda's team passing record of 19,149 yards . . . In clutch 17-7 road win at San Diego September 30, tossed for 355 yards while completing passes to 11 different receivers . . . Passed for 369 yards, threw career-high five TD passes to five different receivers, and surpassed 20,000 career passing yards (on 42-yarder to WR Leonard Harris in 2nd qtr.) in 48-17 rout of Bengals October 14 . . . Despite 17-12 defeat at hands of Jets October 28, was 30 of 43 for 381 yards though had costly fumble when sacked in end zone by DE Darrell Davis (Davis recovered for TD) . . . Passed for 343 yards and became Oilers' all-time attempts leader (passed Blanda's 2784) in November 4 loss to Rams . . . Connected on 75% of passes (24 of 32) for 322 yards with five TD tosses to five separate catchers in 35-23 triumph at Cleveland November 18 . . . Had streak of four straight 300-yard games halted in December 2 loss at Seattle (232 yds.) . . . Enjoyed top game of storied career in 27-10 win at K.C. December 16, completing 27 of 45 passes for 527 yards (career-long 87-yarder to WR Haywood Jeffires, Oilers' longest since 12/13/70), three TDs, and no interceptions . . . 527 yards was second best in NFL history, trailing only Norm Van Brocklin's 554 for Los Angeles against New York Yanks (9/28/51) . . . In December 23 loss at Cincinnati, suffered open dislocation of throwing thumb late in fourth quarter when hitting hand on helmet of Bengals' LB James Francis . . . Ended season by throwing just five interceptions in final 409 passes . . . Though missing regular season finale and playoff loss (replaced by Cody Carlson), did recover sufficiently to play in Pro Bowl.

PRO (NFL): Has thrown for more total yards (44,217 in 13 years) than all but two men in the history of professional football (CFL's Ron Lancaster—50,535 in 19 years, Fran Tarkenton—47,003 in 18 years) . . . One of NFL's premier quarterbacks, possesses one of league's strongest arms and ability to run gives Oilers' offense added dimension . . . For past three years, has served as Oilers' offensive co-captain with Dean Steinkuhler . . . During 1990, became Oilers' all-time leader in completions (1701), attempts (3025), and yards (22,989) . . . Ranks second in Houston annals in TD passes with 134 behind George Blanda's 165 . . . Is only player in football history to throw for over 20,000 yards in two different leagues (21,228 in CFL) . . . Has 25 career regular season 300-yard games and 35 without an interception

... Entering 1991, has thrown a TD pass in 13 straight games, one shy of Blanda's team record ... In 1989, was named to Oilers' 30th Anniversary "Dream Team" ... Signed five-year contract on April 7, 1989 ... **1989:** Started all 16 games and completed 280 of 464 passes (60.3%, 3rd AFC) for 3631 yards (2nd AFC), 23 TDs (4th AFC), and 14 interceptions ... Had passing efficiency of 88.9 (2nd AFC, 4th NFL) and 3.0% interception rate (4th AFC) ... Including playoffs, was not picked off in seven games and had just seven in last 351 throws of season ... Had four 300-yard games plus one in playoffs ... Also had personal bests in rushes (70) and yards (268) to go with four TDs ... Honors included Football News AFC Player of the Year and UPI First Team All-AFC while also earning second consecutive Pro Bowl start ... Received one of league's most prestigious honors when named NFL Traveler's Man of the Year for outstanding off-field community work ... Led offense that was third in AFC and seventh in NFL in points scored with 365 ... Passed for 338 yards while going over 15,000 career yards in 47-41 OT loss to Buffalo (9/24) ... Was accurate on 19 of 23 passes for personal-best 82.6% in 39-7 beating of Miami (10/1) ... Was named Offensive Player of the Week after connecting on 16 of 26 throws for 317 yards in 33-28 road win over Bears (10/15) ... In 35-31 edging of Detroit (11/5), was accurate on 30 of 38 passes (78.9%) for 345 yards while also rushing for winning TD in fourth quarter ... In regular season finale versus Browns (12/23), was 32 of 51 for 414 yards which was highest total by Oiler in 28 years (Blanda's 418 vs. N.Y. Titans 11/19/61) ... Also threw 100th NFL TD pass (9 yds. to WR Drew Hill) in that game ... In playoff loss to Pittsburgh (12/31), completed 29 of 48 for 315 yards, two TDs, and no pick-offs ... **1988:** Started 11 games (0 int. in 6), completing 160 of 294 passes (54.4%) for 2327 yards, 17 TDs, and just eight interceptions ... Passing efficiency rating of 88.4 ranked fifth in NFL while 2.7% interception rate tied for second in AFC ... For first time in NFL career, had better than two-to-one TD pass to interception ratio ... Had 7.91-yard average per pass attempt to rank third in league ... Also rushed 33 times for 88 yards and career-best five TDs ... Was sacked just 12 times in 11 contests ... Honors included UPI Second Team All-AFC and AP Honorable Mention All-Pro, and first Pro Bowl selection (started due to injury to Bengals' Boomer Esiason and completed 13 of 20 for 134 yards) ... Directed offense that scored second most points in NFL (424, Bengals had 448) which was most points scored by Oilers since club record was set in 1961 (513) ... In Oilers' opening day 17-14 OT win at Indianapolis (9/4), suffered fractured scapula (shoulder blade) in throwing arm on third quarter hit by Colt LB Cliff Odom while attempting to advance own fumble ... Was placed on injured reserve the next day, missing five games before activation (10/15) ... In 41-17 prime time win over Redskins (10/30), threw three TD tosses to Drew Hill while also rushing for a score ... Had season-best run (35 yds.) and pass (57 yds. to Hill) as team averaged 7.4-yards per play (most since 8.2 vs. 49ers 10/21/84) in loss at Seattle (11/7) ... In 37-34 loss to Steelers (12/4), ran for two TDs for first time in career while having streak of 98 passes without an interception snapped by Dwayne Woodruff ... Was 14 of 25 for 254 yards and two scores in Oilers' 41-6 rout of Bengals (12/11) that was Houston's largest margin of victory in 11 years (47-0 over Bears 11/6/77) and eighth largest in team annals ... Started both playoff games, connecting on 33 of 59 passes (55.9%) for 453 yards, one TD and four interceptions ... **1987:** Started all 12 non-strike games, completing 184 of 368 passes (50%) for 2806 yards (7th in NFL), 21 TDs (7th in NFL), and 18 pick-offs ... 21 TD passes were most by an Oiler since George Blanda tossed 24 in 1963 ... Was also third in club rushing with 112 yards on 34 tries and three TDs (tied for team lead) ... In Houston's 20-16 win over Rams (9/13), threw for 310 yards (21 of 43) and pair of scores ... Rallied Oilers from 15-point deficit with six minutes to play in 31-29 win at Cincinnati (11/1), scoring winning TD on one-yard sneak with 59 seconds remaining ... Threw 50th touchdown pass of NFL career at San Francisco (9 yds. to Curtis Duncan, 11/8) ... In loss to

Browns (11/22), suffered shoulder impingement when sacked by Carl Hairston . . . Hooked up with Ernest Givins for 83-yard TD play in that Browns' game that was longest in AFC in '87 and longest in an Oilers' game since Dan Pastorini connected with Ken Burrough for 85 yards (vs. Chicago, 11/6/77) . . . Versus Colts (11/29), established season highs for completions (24), attempts (44), yards (327), and TD passes (3, tied) . . . Started both post-season games, completing 45 of 75 passes (60%) for 537 yards, two TDs, and three interceptions . . . In 23-20 OT wild card win over Seattle (1/3/88), was accurate on 21 of 32 throws (65.6%) for 273 yards, and led team on clutch 12-play, 61-yard march from own 15-yard line that led to winning FG . . . Underwent post-season arthrogram on shoulder . . . **1986:** Started 15 games (missed 12/7 vs. Chargers due to thumb injury), completing 256 of 488 passes (52.5%) for 3489 yards (5th in AFC), 13 TDs, and 26 interceptions . . . Yardage total broke own Oiler record (since broken), attempts were third highest in team annals while completions were fifth best . . . Also was fourth in team rushing with 157 yards plus pair of TDs . . . Had 14 completions, all for either first down or TD in opening day 31-3 win at Green Bay (9/7) . . . Completed season-best 71% of passes (22 of 31, 264 yds.) versus Browns (9/14) . . . Threw for season-best 398 yards against Detroit (10/5) which was most yards by any league QB that week and most by an Oiler since George Blanda's 418 against New York Titans (11/19/61) . . . Threw for 304 yards against Raiders (10/26) and 310 yards in game with Bengals (11/9) . . . Had season-best three TD tosses (22 of 35, 294 yds.) in win over Colts (11/23) . . . Was forced to leave game at Cleveland (11/30) after hitting thumb on Browns' player's helmet . . . Ended season with streak of 66 pass attempts without an interception . . . Underwent post-season arthroscopy on right knee (3/9) . . . **1985:** Started 14 games, missing contests with San Diego and Cincinnati (11/24, 12/1) due to hip pointer . . . Overall, completed 200 of 377 passes (53.1%) for 2709 yards, 15 TDs, and 19 interceptions while also finishing fourth in team rushing with 130 yards on 39 totes . . . Engineered opening day 26-23 upset over Miami (9/8) by completing 12 of 17 tosses (71%) for 270 yards and an 80-yard score to Butch Woolfolk . . . Over last three games of season, tossed for 1033 yards, an average of 344.3 per game . . . Against the Giants (12/8), was accurate on season-best 26 of 47 passes for 330 yards and pair of TDs . . . Following week versus Browns, threw for 339 yards thanks to 22 of 48 effort and two more scores . . . Closed season at Indianapolis (12/22) by hitting on 22 of 40 for 364 yards . . . **1984:** Signed with Oilers on February 3 after months of travel and negotiations with other NFL clubs . . . Started all 16 games, completing 259 of 450 passes (57.6%) for then-club record 3338 yards, 12 touchdowns, and 14 interceptions . . . Also rushed 58 times for 211 yards . . . Tied George Blanda's 1961 team mark (since broken) of four 300-plus yard games in a season . . . Accomplishments earned All-NFL Rookie honors from Pro Football Writers,UPI, Pro Football Weekly, and Football Digest . . . Various bests for season included attempts (47) and completions (27) versus Pittsburgh (12/2), yards (365) versus Colts (9/9), and longest completion (76 yds. to Herkie Walls) versus Cincinnati (10/28) . . . Also had 75-yard TD pass to Tim Smith against Chargers (9/16) and tossed three scoring passes in game with Jets (11/18) . . . Did not throw an interception in first 130 NFL passes and had eight games without a pickoff to compile third lowest interception rate (3.1) in AFC . . . First pass in Astrodome in pre-season game was a 61-yard TD to Eric Mullins against Jets (8/11).

PRO (CFL): Played six seasons for the Edmonton Eskimos, completing 1369 of 2832 passes (57.5%) for 21,228 yards, 144 TDs, and 77 interceptions (93.8 QB rating by NFL system) . . . Also proved to be outstanding runner, gaining 1700 yards on 330 carries (5.2 avg.) and 16 touchdowns . . . Threw for over 5000 yards in each of final two CFL campaigns . . . Best season came in 1983, connecting on 380 of 664 passes (57.2%) for 5648 yards, most ever in a single season in pro football history . . . Won the Schenley Award that year, symbolic of the CFL's MVP . . . All

single game CFL bests came in game with Montreal (10/15/83) including most attempts (51), most completions (31), yards passing (555, also a league record), and TDs (5) . . . Eskimos won Grey Cup (league title) five consecutive seasons (1978-82) and posted overall regular season record of 78-23-5 (.759) during tenure with club . . . Coached in Edmonton by former Oiler head coach, Hugh Campbell.

COLLEGE: Finished career at Washington with 242 completions in 496 attempts (48.8%) for 3277 yards, 19 TDs, and 17 interceptions . . . Also rushed 239 times for 429 yards with nine scores . . . Was PAC-8 Player of the Year as a **senior**, hitting on 113 of 199 throws for 1584 yards and 11 scores . . . Ran 99 times for 266 yards and six TDs . . . Was selected as MVP of '78 Rose Bowl for guiding Huskies to 27-20 win over Michigan . . . **Junior** totals showed 81 completions in 175 attempts for 1106 yards, and six TDs . . . Ran 80 times for 69 yards with a touchdown . . . As **sophomore**, was accurate on 48 of 122 tosses for 587 yards and pair of scores (60/94 yds., 2 TDs rushing) . . . Played **freshman** season at West Los Angeles Junior College and is a member of their Hall of Fame . . . Also had scholarship named for him there in May, 1989 . . . Majored in communications at UW.

PERSONAL: Married to Felicia (3/8/81), couple resides in Sugar Land, Texas with sons Joshua (7/17/82) and Jeffrey (1/7/88), and daughters Chelsea (12/16/83) and Blair (8/22/84) . . . Has several real estate investments and is also involved in company that develops nutritional supplement products . . . When area church needed over \$200,000 in 1988 to complete new community center, donated the entire amount . . . Does extensive charity work with United Negro College Fund, Urban League, Ronald McDonald House, Special Olympics, March of Dimes, Muscular Dystrophy Association, Cystic Fibrosis Foundation, American Heart Association, Juvenile Diabetes, and Cerebral Palsy Foundation . . . Was honored by Mayor Kathy Whitmire when February 21, 1988 was proclaimed "Warren Moon Day" in Houston and Harris County . . . In 1989, created "The Crescent Moon Foundation" to help raise money for Houston-area charities . . . Hosts annual "Warren Moon Celebrity Golf Tournament" for charity . . . Was presented with the National Urban Coalition Superstar Award in Washington in May, 1989 for work in "Say Yes to a Youngster's Future" program . . . Was only NFL player chosen to perform in halftime show at Super Bowl XXV . . . Said coaching great Sid Gillman during the 1990 season, "I think he's great, not good but great. He could be the best ever. I've never seen a better exhibition of throwing the football than in his performance against Kansas City (527 yds.) and I've seen a lot of football games" . . . Hobbies include fishing, swimming, and attending sporting events and the theatre . . . Lists favorite movies as "Halloween I" and "Poltergeist," favorite TV show as "The Cosby Show," and favorite recording artists as Luther Vandross and Lionel Richie . . . Attended Hamilton High School in Los Angeles, lettering in football . . . As a senior, was City MVP and All-America . . . Was able to sign with Oilers following CFL career due to NFL free agent status (signed with Edmonton prior to NFL draft and was never selected by an NFL team) . . . Full name is Harold Warren Moon, born November 18, 1956 in Los Angeles, California.

NFL STATISTICS

PASSING

YEAR	TEAM	GS	ATT.	COMP.	YDS.	PCT.	TD	INT.	LG	TKLD	QB RAT.
1984	Houston	16-16	450	259	3338	57.6	12	14	76	47/371	76.9
1985	Houston	14-14	377	200	2709	53.1	15	19	80t	46/366	68.5
1986	Houston	15-15	488	256	3489	52.5	13	26	81t	41/332	72.3
1987	Houston	12-12	368	184	2806	50.0	21	18	83t	25/198	74.2
1988	Houston	11-11	294	160	2327	54.4	17	8	57t	12/120	88.4
1989	Houston	16-16	464	280	3631	60.3	23	14	55	35/267	88.9
1990	Houston	15-15	584	362	4689	62.0	33	13	87t	36/252	96.8
7-YR. TOTALS 99-99			3025	1701	22989	56.2	134	112	87t	242/1906	79.9
PLAYOFFS		5-5	182	107	1305	58.8	5	7	35	5/36	74.1

RUSHING

YEAR	TEAM	ATT.	YDS.	AVG.	LG	TD
1984	Houston	58	211	3.6	31	1
1985	Houston	39	130	3.3	17	0
1986	Houston	42	157	3.7	19	2
1987	Houston	34	112	3.3	20	3
1988	Houston	33	88	2.7	14	5
1989	Houston	70	268	3.8	19	4
1990	Houston	55	215	3.9	17	2
7-YEAR TOTALS		331	1181	3.6	31	17
PLAYOFFS		23	52	2.3	12	0

CFL STATISTICS

PASSING

YEAR	TEAM	G-S	ATT.	COMP.	YDS.	PCT.	TD	INT.	LG
1978	Edmonton	16-0	173	89	1112	57.4	5	7	56
1979	Edmonton	16-0	274	149	2382	54.4	20	12	77
1980	Edmonton	16-0	331	181	3127	54.7	25	11	89
1981	Edmonton	16-9	378	237	3959	62.7	27	12	91
1982	Edmonton	16-16	562	333	5000	59.2	36	16	58
1983	Edmonton	16-16	664	380	5648	57.2	31	19	48
6-YEAR TOTALS 96-41			2382	1369	21228	57.5	144	77	91

RUSHING

YEAR	TEAM	ATT.	YDS.	AVG.	LG.	TD
1978	Edmonton	30	114	3.8	17	1
1979	Edmonton	56	150	2.7	17	2
1980	Edmonton	55	352	6.4	29	3
1981	Edmonton	50	298	6.0	27	3
1982	Edmonton	54	259	4.8	33	4
1983	Edmonton	85	527	6.2	25	3
6-YEAR TOTALS		330	1700	5.2	33	16

300-YARD GAMES (NFL)

(25 regular season, 1 playoff)

DATE	OPPONENT	ATT.	COMP.	YDS.	PCT.	TD	INT.	LG	TKLD.
9/9/84	INDY	43	23	365	53.5	0	0	30	4/22
10/21/84	SAN FRAN.	33	25	356	75.8	2	2	45t	2/6
12/2/84	PITTSBURGH	45	27	303	60.0	1	3	31	0/0
12/16/84	CLEVELAND	31	19	306	61.3	0	0	47	0/0
12/8/85	N.Y. GIANTS	47	26	330	55.3	2	2	47	3/32
12/15/85	at Cleveland	48	22	339	45.8	2	2	37	4/36
12/22/85	at Indianapolis	40	22	364	55.0	2	2	40t	3/19
10/5/86	at Detroit	38	21	398	55.3	1	3	81t	0/0
10/26/86	L.A. RAIDERS	46	18	304	39.1	0	4	46	6/51
11/9/86	CINCINNATI	44	25	310	56.8	1	0	45	1/13
9/13/87	L.A. Rams	43	21	310	48.9	2	2	59	2/23
11/29/87	at Indianapolis	44	24	327	54.5	3	2	40	1/9
9/24/89	BUFFALO	42	28	338	66.7	1	2	48	3/27
10/15/89	at Chicago	26	16	317	61.5	2	2	47	0/0
11/5/89	DETROIT	38	30	345	78.9	2	1	32	0/0
12/23/89	CLEVELAND	51	32	414	62.7	2	1	37	5/33
*12/31/89	PITTSBURGH	48	29	315	60.4	2	0	32	0/0
9/9/90	at Atlanta	52	31	397	59.6	4	2	80t	2/8
9/23/90	INDIANAPOLIS	39	29	308	74.4	3	1	28	1/5
9/30/90	at San Diego	46	27	355	58.7	2	1	31	3/26
10/14/90	CINCINNATI	33	21	369	63.6	5	1	42t	0/0
10/28/90	N.Y. JETS	43	30	381	69.8	1	0	31	5/38
11/4/90	at L.A. Rams	43	26	343	60.5	1	2	47	1/10
11/18/90	at Cleveland	32	24	322	75.0	5	0	46t	5/38
11/26/90	BUFFALO	22	16	300	72.7	2	0	43	3/17
12/16/90	at Kansas City	45	27	527	60.0	3	0	87t	4/28

*Playoff game

TEAM-BY-TEAM

TEAM	GAMES	ATT.	COMP.	YDS.	PCT.	TD	INT.	LG	TKLD.
Atlanta	3	114	63	847	55.3	8	5	80t	7/37
Buffalo	5	134	74	1010	55.2	5	6	48	9/73
Chicago	2	55	28	521	50.9	3	3	47	5/49
Cincinnati	13	395	216	2968	54.7	18	15	76	31/274
Cleveland	13	384	215	2987	60.0	16	16	83t	34/271
Dallas	2	55	26	441	47.3	2	4	57t	14/98
Denver	1	17	8	122	47.1	1	0	67t	4/36
Detroit	2	76	51	743	67.1	3	4	81t	0/0
Green Bay	1	21	14	218	66.7	2	1	44t	0/0
Indianapolis	6	216	131	1795	60.6	11	7	40t	12/85
Kansas City	5	166	96	1290	57.8	6	4	87t	21/146
L.A. Raiders	3	105	50	754	47.6	4	5	51	11/96
L.A. Rams	3	115	66	853	57.4	3	5	59	6/49
Miami	4	76	55	739	72.4	4	3	80t	8/88
Minnesota	2	57	30	349	52.6	1	1	48	9/65
New England	1	29	14	227	48.3	1	2	48	3/25
New Orleans	3	81	42	496	51.9	2	2	50	5/37
N.Y. Giants	1	47	26	330	55.3	2	2	47	3/32
N.Y. Jets	2	71	50	588	70.4	4	0	31	6/46
Phoenix	2	61	31	453	50.8	4	2	50t	3/21
Pittsburgh	13	371	204	2633	55.0	15	15	52	31/236
San Diego	4	136	72	988	52.9	5	2	75t	7/53
San Francisco	3	102	60	745	58.8	6	5	48	6/39
Seattle	2	60	37	414	61.7	2	2	57t	2/12
Tampa Bay	1	23	14	149	60.9	2	0	23	0/0
Washington	2	58	28	329	48.3	4	1	33t	5/38
TOTALS	99	3025	1701	22989	56.2	134	112	87t	242/1906

1984 GAME-BY-GAME PASSING

DATE	OPPONENT	ATT.	COMP.	YDS.	PCT.	TD	INT.	LG	TKLD	W / L
9/2	L.A. RAIDERS	29	12	201	41.4	2	0	51	5/45	L 14-24
9/9	INDIANAPOLIS	43	23	365	53.5	0	0	30	4/22	L 21-35
9/16	at San Diego	31	11	212	35.5	1	0	75	3/25	L 14-31
9/23	at Atlanta	28	17	208	60.7	1	1	26	4/21	L 10-42
9/30	NEW ORLEANS	8	3	36	37.5	0	2	21	3/23	L 10-27
10/7	at Cincinnati	33	15	181	45.5	0	0	20	4/31	L 3-13
10/14	at Miami	28	19	170	67.9	1	1	28	1/14	L 10-28
10/21	SAN FRAN.	33	25	356	75.8	2	2	45	2/6	L 21-34
10/28	CINCINNATI	18	11	196	61.1	0	2	76	3/26	L 13-31
11/4	at Pittsburgh	20	10	133	50.0	0	0	24	5/48	L 7-35
11/11	at Kansas City	26	19	180	73.1	1	0	25	5/40	W 17-16
11/18	N.Y. JETS	28	20	207	71.4	3	0	26	1/8	W 31-20
11/25	at Cleveland	20	9	84	45.0	0	2	15	4/46	L 10-27
12/2	PITTSBURGH	45	27	303	60.0	1	3	31	0/0	W 23-20
12/9	at L.A. Rams	29	19	200	65.5	0	1	28	3/16	L 16-27
12/16	CLEVELAND	31	19	306	61.1	0	0	47	0/0	L 20-27

1985 GAME-BY-GAME PASSING

DATE	OPPONENT	ATT.	COMP.	YDS.	PCT.	TD	INT.	LG	TKLD	W / L
9/8	MIAMI	17	12	270	70.6	1	1	80t	3/40	W 26-23
9/15	at Washington	28	12	137	42.9	1	0	25	4/30	L 13-16
9/22	at Pittsburgh	18	10	92	55.6	0	1	23	3/17	L 0-20
9/29	DALLAS	26	11	215	42.3	1	4	57t	12/82	L 10-17
10/6	at Denver	17	8	122	47.1	1	0	67t	4/36	L 20-31
10/13	CLEVELAND	23	14	97	60.1	0	1	17	5/28	L 6-21
10/20	CINCINNATI	31	20	266	64.5	2	0	52	0/0	W 44-27
10/27	at St. Louis	30	14	187	46.7	1	2	37	2/16	W 20-10
11/3	KANSAS CITY	35	24	255	68.6	2	1	24	2/14	W 23-10
11/10	at Buffalo	14	3	22	21.4	0	3	12	0/0	L 0-20
11/17	PITTSBURGH	3	2	13	66.7	0	0	9	1/15	L 7-30
11/24	SAN DIEGO	—	—	—	—	—	—	—	—	W 37-35
12/1	at Cincinnati	—	—	—	—	—	—	—	—	L 27-45
12/8	N.Y. GIANTS	47	26	330	55.3	2	2	47	3/32	L 14-35
12/15	at Cleveland	48	22	339	45.8	2	2	37	4/36	L 21-28
12/22	at Indianapolis	40	22	364	55.0	2	2	40t	3/19	L 16-34

1986 GAME-BY-GAME PASSING

DATE	OPPONENT	ATT.	COMP.	YDS.	PCT.	TD	INT.	LG	TKLD	W / L
9/7	at Green Bay	21	14	218	66.7	2	1	44	0/0	W 31-3
9/14	CLEVELAND	31	22	264	71.0	1	3	28	0/0	L 20-23
9/21	at Kansas City	40	18	229	45.0	0	2	34	7/42	L 13-27
9/28	PITTSBURGH	42	22	237	52.4	1	1	35	6/37	L 16-22
10/5	at Detroit	38	21	398	55.3	1	3	81	0/0	L 13-24
10/12	CHICAGO	29	12	204	41.4	1	1	28	5/49	L 7-20
10/19	at Cincinnati	24	14	181	58.3	1	2	43	2/26	L 28-31
10/26	L.A. RAIDERS	46	18	304	39.1	0	4	46	6/51	L 17-28
11/2	at Miami	8	5	45	62.5	0	1	10	2/20	L 7-28
11/9	CINCINNATI	44	25	310	56.8	1	0	45	1/13	W 32-28
11/16	at Pittsburgh	41	22	249	53.7	1	2	33	5/29	L 10-21
11/23	INDIANAPOLIS	35	22	294	62.9	3	2	35	1/9	W 31-17
11/30	at Cleveland	23	5	68	21.7	0	4	24	2/19	L 10-13
12/7	at San Diego	—	—	—	—	—	—	—	—	L 0-27
12/14	MINNESOTA	37	22	280	59.5	1	0	48	2/21	W 23-10
12/21	BUFFALO	29	14	208	48.3	0	0	36	2/17	W 16-7

1987 GAME-BY-GAME PASSING

DATE	OPPONENT	ATT.	COMP.	YDS.	PCT.	TD	INT.	LG	TKLD	W / L
9/13	L.A. RAMS	43	21	310	48.8	2	2	59	2/23	W 20-16
9/20	at Buffalo	27	13	142	48.1	2	1	25	1/12	L 30-34
10/4	at Denver	—	—	—	—	—	—	—	—	W 40-10
10/11	at Cleveland	—	—	—	—	—	—	—	—	W 15-10
10/18	NEW ENG.	—	—	—	—	—	—	—	—	L 9-21
10/25	ATLANTA	34	15	242	44.1	3	2	41	1/8	W 37-33
11/1	at Cincinnati	29	18	191	62.1	2	1	33	6/46	W 31-29
11/8	at San Fran.	36	17	198	47.2	2	3	48	1/12	L 20-27
11/15	at Pittsburgh	22	16	239	72.7	2	0	46	1/18	W 23-3
11/22	CLEVELAND	23	5	193	21.7	1	3	83	3/22	L 7-40
11/29	at Indianapolis	44	24	327	54.5	3	2	40	1/9	L 27-51
12/6	SAN DIEGO	24	13	186	54.2	0	1	25	1/2	W 33-18
12/13	at New Orleans	36	16	258	44.4	1	0	50	2/14	L 10-24
12/20	PITTSBURGH	25	12	240	48.0	2	1	52	3/19	W 24-16
12/27	CINCINNATI	25	14	280	56.0	1	2	53	3/13	W 21-17
1/3	SEATTLE*	32	21	273	65.6	1	1	29	2/14	W 23-20
1/10	at Denver*	43	24	264	55.8	1	2	24	0/0	L 10-34

1988 GAME-BY-GAME PASSING

DATE	OPPONENT	ATT.	COMP.	YDS.	PCT.	TD	INT.	LG	TKLD	W / L
9/4	at Indianapolis	15	11	137	73.3	0	0	55	3/23	W 17-14
9/11	L.A. RAIDERS	—	—	—	—	—	—	—	—	W 38-35
9/18	at N.Y. Jets	—	—	—	—	—	—	—	—	L 3-45
9/25	NEW ENG.	—	—	—	—	—	—	—	—	W 31-6
10/2	at Philadelphia	—	—	—	—	—	—	—	—	L 23-32
10/9	KANSAS CITY	—	—	—	—	—	—	—	—	W 7-6
10/16	at Pittsburgh	19	11	174	57.9	2	0	43t	0/0	W 34-14
10/23	at Cincinnati	32	13	158	40.6	2	2	23	4/57	L 21-44
10/30	WASHINGTON	30	16	192	53.3	3	1	33t	1/8	W 41-17
11/7	CLEVELAND	17	11	182	64.7	1	0	42	0/0	W 24-17
11/13	at Seattle	22	13	182	59.1	1	1	57t	0/0	L 24-27
11/20	PHOENIX	31	17	266	54.8	3	0	50t	1/5	W 38-20
11/24	at Dallas	29	15	226	51.7	1	0	33	2/16	W 25-17
12/4	PITTSBURGH	39	19	269	48.7	1	3	29	0/0	L 34-37
12/11	CINCINNATI	25	14	254	56.0	2	1	42	1/5	W 41-6
12/18	at Cleveland	35	20	287	57.1	1	0	31	1/7	L 23-28
12/24	at Cleveland*	26	16	213	61.5	1	3	35	1/8	W 24-23
1/1	at Buffalo*	33	17	240	51.5	0	1	29	2/14	L 10-17

*Playoff game

1989 GAME-BY-GAME PASSING

DATE	OPPONENT	ATT.	COMP.	YDS.	PCT.	TD	INT.	LG	TKLD	W / L
9/10	at Minnesota	20	8	69	40.0	0	1	23	7/44	L 7-38
9/17	at San Diego	35	21	235	60.0	2	0	27	0/0	W 34-27
9/24	BUFFALO	42	28	338	66.7	1	2	48	3/27	L 41-47
10/1	MIAMI	23	19	254	82.6	2	0	42	2/13	W 39-7
10/8	at New Eng.	29	14	227	48.3	1	2	48	3/25	L 13-23
10/15	at Chicago	26	16	317	61.5	2	2	47	0/0	W 33-28
10/22	PITTSBURGH	29	17	229	58.6	3	0	51t	0/0	W 27-0
10/29	at Cleveland	25	15	241	60.0	1	0	55	3/31	W 17-28
11/5	DETROIT	38	30	345	78.9	2	1	32	0/0	W 35-31
11/13	CINCINNATI	33	17	198	51.5	1	1	36	2/23	W 26-24
11/19	L.A. RAIDERS	30	20	249	66.7	2	1	42	0/0	W 23-7
11/26	at Kansas City	20	8	99	40.0	0	1	26	4/28	L 0-34
12/3	at Pittsburgh	20	12	171	60.0	2	0	37	3/27	W 23-16
12/10	TAMPA BAY	23	14	149	60.9	2	0	23	0/0	W 20-17
12/17	at Cincinnati	20	9	96	45.0	0	2	16	3/16	L 7-61
12/23	CLEVELAND	51	32	414	62.7	2	1	37	5/33	L 20-24
12/31	PITTSBURGH*	48	29	315	60.4	2	0	32	0/0	L 23-26

*Playoff game

1990 GAME-BY-GAME PASSING

DATE	OPPONENT	ATT.	COMP.	YDS.	PCT.	TD	INT.	LG	TKLD	W / L
9/9	at Atlanta	52	31	397	59.6	4	2	80t	2/8	L 27-47
9/16	at Pittsburgh	48	24	284	50.0	0	4	24	4/26	L 9-20
9/23	INDIANAPOLIS	39	29	308	74.4	3	1	28	1/5	W 24-10
9/30	at San Diego	46	27	355	58.7	2	1	31	3/26	W 17-7
10/7	SAN FRAN.	33	18	191	54.5	2	0	30t	3/21	L 21-24
10/14	CINCINNATI	33	21	369	63.6	5	1	42t	0/0	W 48-17
10/21	NEWORLEANS	37	23	202	62.2	1	0	19	0/0	W 23-10
10/28	N.Y. JETS	43	30	381	69.8	1	0	31	5/38	L 12-17
11/4	at L.A. Rams	43	26	343	60.5	1	2	47	1/10	L 13-17
11/18	at Cleveland	32	24	322	75.0	5	0	46t	5/38	W 35-23
11/26	BUFFALO	22	16	300	72.7	2	0	43	3/17	W 27-24
12/2	at Seattle	38	24	232	63.2	1	1	20	2/12	L 10-13
12/9	CLEVELAND	25	17	190	68.0	2	0	24	2/11	W 58-14
12/16	KANSAS CITY	45	27	527	60.0	3	0	87t	4/28	W 27-10
12/23	at Cincinnati	48	25	288	52.1	1	1	34	2/18	L 20-40
12/30	PITTSBURGH	—	—	—	—	—	—	—	—	W 34-14

NFL SINGLE-SEASON PASSING YARDAGE LEADERS

YEAR	PLAYERS	YARDS
1. 1984	Dan Marino, Miami	5,084
2. 1981	Dan Fouts, San Diego	4,802
3. 1986	Dan Marino, Miami	4,746
4. 1980	Dan Fouts, San Diego	4,715
5. 1990	Warren Moon, Houston	4,689

TOP FIVE PASSING YARDAGE GAMES IN NFL HISTORY

PLAYER	ATT-COM	YARDS	TDs	RESULT/ OPPONENT	DATE
Norm Van Brocklin, Rams	41-27	554	5	Won vs. N.Y. Yanks	9/28/51
WARREN MOON, OILERS	45-27	527	3	Won vs. K.C. Chiefs	12/16/90
Dan Marino, Dolphins	60-35	521	3	Lost vs. N.Y. Jets	10/23/88
Phil Simms, Giants	62-40	513	1	Lost vs. Cin.	10/13/85
Vince Ferragamo, Rams	46-30	509	3	Lost vs. Chi.	12/26/82

MOON VS. HALL OF FAME QUARTERBACKS

(Comparing Warren Moon's first seven seasons with the first seven years of the 17 quarterbacks in the Pro Football Hall of Fame)

PLAYER	ATT.	COMP.	YDS.	PCT.	TD	INT.	RATE
MOON, WARREN	3025	1701	22,989	56.2	134	112	79.9
Baugh, Sammy	1229	679	8,379	55.2	79	93	66.4
Blanda, George	893	398	5,413	44.6	41	63	50.4
Bradshaw, Terry	1705	846	10,756	49.6	76	99	60.4
Dawson, Len	707	400	5,352	56.6	57	41	83.4
Graham, Otto	1943	1057	17,049	54.4	137	101	85.8
Griese, Bob	1761	929	12,341	52.8	98	88	73.0
Jurgensen, Sonny	1107	602	9,639	54.4	76	73	79.1
Layne, Bobby	1825	874	12,659	47.9	103	114	63.7
Luckman, Sid	942	494	9,678	52.4	83	65	89.2
Namath, Joe	2281	1144	17,283	50.2	107	122	68.8
Starr, Bart	1302	657	9,875	50.5	51	65	68.0
Staubach, Roger	1354	769	10,589	56.8	69	62	80.0
Tarkenton, Fran	2276	1236	17,667	54.3	142	114	79.6
Tittle, Y.A.	1769	958	13,156	54.2	86	92	72.7
Unitas, John	2316	1252	18,010	54.1	148	119	79.4
Van Brocklin, Norm	1508	811	13,043	53.8	91	94	77.1
Waterfield, Bob	1508	762	11,194	50.5	95	116	64.1

Baugh (Washington, 1937-43), Blanda (Chicago, Balt., 1949-55), Bradshaw (Pittsburgh, 1970-76), Dawson (Pitt., Clev., Dal., K.C., 1957-63), Graham (Cleveland, 1946-52), Griese (Miami, 1967-73), Jurgensen (Philadelphia, 1957-63), Layne (Chi., N.Y., Det., 1948-54), Luckman (Chicago, 1939-45), Namath (N.Y. Jets, 1965-71), Starr (Green Bay, 1956-62), Staubach (Dallas, 1969-75), Tarkenton (Minnesota, 1961-67), Tittle (Balt., S.F., 1948-54), Unitas (Baltimore, 1956-62), Van Brocklin (Los Angeles, 1949-55), Waterfield (Clev., Los Angeles, 1945-51).

MIKE MUNCHAK

Guard

63

Height 6-3
 Weight 284
 Born 3/5/60
 College . . . Penn State
 How Acq. . . . D1, 1982
 NFL 10th Year



1990: Enjoyed typical all-pro caliber season . . . Started all 16 games at left guard and has not missed a non-strike game since 1986 . . . Has started every non-strike game in seven of nine league campaigns . . . Again teamed with fellow Pro Bowler Bruce Matthews to form best guard tandem in National Football League . . . Was one of three Oiler offensive linemen to start all 16 contests (also Matthews, Don Maggs) . . . Honors included AFC Pro Bowl (starter), AP Second Team All-Pro, Football News First Team All-AFC, UPI Second Team All-AFC, and CBS' All-Madden team . . . Pro Bowl selection was sixth of career (4th as starter) and now trails only DE Elvin Bethea and LB Robert Brazile (both with 7) in Oiler annals . . . Was Oilers' recipient of annual Ed Block Memorial Courage Award that symbolizes "a player's courage in the pursuit of professional excellence" . . . Was one of key reasons for Oilers leading NFL in total offense (388.9 yards per game) and passing offense (300.3) while finishing second in points scored (405) . . . Helped Houston rack up over 400 yards in eight of 16 games . . . Was key ingredient as Oilers gained 514 yards in 48-17 rout of Bengals October 14, and also had hand in club record 58 points in December 9 beating of Browns . . . In 27-10 win at Kansas City December 16, was vital component as Oilers gained 563 yards, the team's highest output in 280 games (11/5/61 vs. Denver) . . . Started at LG in January 6 playoff loss at Cincinnati.

PRO: Is considered one of the premier guards in the National Football League . . . Was recently selected to NFL's "Team of the Decade" for the 1980's . . . Also was chosen in 1989 for Oilers' 30th Anniversary "Dream Team" . . . Entering 1991, consecutive starts streak stands at 58 (60 not including strike games) . . .

1989: Was team's starter in all 16 games at LG . . . Honors included fifth Pro Bowl selection, PFWA First Team All-NFL, NEA First Team All-NFL, Pro Football Weekly First Team All-NFL (also First Team All-AFC), AP Second Team All-Pro, and UPI First Team All-AFC . . . Was key component in line that did not allow a QB sack in six games, the most sackless games by the Oilers since 1978 (also 6) . . . Played in 100th NFL game in loss at Cincinnati (12/17) . . . Helped offense generate 483 yards, most in previous six years (498 vs. Packers, 9/4/83) in loss to Browns (12/23) . . . Was starter at left guard in post-season loss to Steelers (12/31) . . . Underwent elbow surgery during off-season . . . **1988:** Started all 16 games with honors including fourth Pro Bowl selection, World Almanac First Team All-Pro, AP Second Team All-Pro, and UPI Second Team All-AFC . . . Was prominent member of Oilers' offensive line that permitted just 24 QB sacks which tied for fourth fewest in NFL and was fewest allowed by Oilers since giving up 17 in 1978 . . . Prior to playoff loss at Buffalo (1/1/89), Oilers had only allowed seven sacks in nine games . . . Helped Oilers decrease sacks allowed by 50% over last three seasons, from 48 in 1986 (3.0 per game) to 30 in '87 (2.0 per game) to 24 in '88 (1.5 per game) . . . Helped Houston's running game ranking in NFL improve from 19th in 1986 to 14th in '87 to fourth (tie) in '88 . . . Started both playoff games . . . **1987:** Started all 12 non-strike contests and was named to virtually every all-star team including First Team All-NFL from AP, Sporting News, Pro Football Weekly, World Almanac/NEA, PFWA,

and Football Digest . . . Also was named First Team All-AFC by UPI, Football News, and Pro Football Weekly . . . Received third selection to Pro Bowl and second as a starter . . . Was named by Pro Football Weekly as best guard in NFL . . . Finished third in national balloting for Miller Offensive Lineman of the Year . . . Started both playoff games in which line allowed just two sacks . . . **1986:** Started first six games of season, scoring first NFL touchdown against Cleveland (9/14) on one-yard fumble recovery following bobble by Larry Moriarty . . . In game versus Bears (10/12), suffered severe sprain of medial collateral knee ligaments while blocking William Perry . . . Was placed on injured reserve two days later and remained there for duration of season . . . Injury broke streak of 53 consecutive starts . . . **1985:** Started all 16 games for Oilers, achieving highest honor by being voted by peers as a starter for AFC in Pro Bowl . . . Received several other honors including Football Digest First Team All-NFL, AP Second Team All-Pro, NEA Second Team All-NFL, Football News First Team All-AFC, and UPI Second Team All-AFC . . . **1984:** After starting all 16 games, was chosen First Team All-AFC by Pro Football Weekly, Second Team All-NFL by NEA, and Second Team All-AFC by UPI . . . Also was selected to AFC roster for Pro Bowl . . . Almost missed beginning of season after undergoing arthroscopic knee surgery during training camp, but was in opening day lineup . . . **1983:** Started all 16 contests in first season of emergence as one of league's top linemen . . . **1982:** As a rookie, won starting left guard spot in training camp, but suffered broken left ankle in first game following players' strike versus Pittsburgh (11/21) . . . Returned to play in season's final two games . . . Was the first of three consecutive picks invested by Oilers in offensive linemen (Bruce Matthews in '83, Dean Steinkuhler in '84) with first round selections . . . Was first offensive lineman taken in entire 1982 draft (8th overall).

COLLEGE: Had outstanding career at Penn State . . . Played both tackle and guard during Nittany Lion tenure, but started every game of senior season at guard . . . Teamed with Sean Farrell to give Penn State two of top offensive linemen in the country . . . Was eligible to play for Nittany Lions in 1982 (had been red-shirted in 1980), but receipt of college degree permitted coming out for '82 draft . . . **Senior** honors included being named to virtually every All-America team . . . Was also a participant in Olympia Gold Bowl . . . Holds B.S. in business logistics.

PERSONAL: Married to Marci (5/14/83), couple resides in Sugar Land, Texas with daughters Alexandria (8/13/86) and Julie (4/12/88) . . . Is a prominent investor in four Houston Gold's Gym franchises . . . Is a member of the Board of Directors for Big Brothers/Big Sisters . . . Has been an active Big Brother for five years . . . Also has done extensive work for Leukemia Society . . . Was Oilers' Traveler's NFL Man of the Year nominee in 1990 . . . Stars with Bruce Matthews in current national United Way TV spot . . . Lists favorite movie as "It's a Wonderful Life," favorite TV shows as "Dallas" and "Cheers," and favorite recording artists as Bruce Springsteen and Neil Diamond . . . Attended Scranton (Pa.) Catholic High School, lettering in football, basketball, and track . . . Did not play offensive line until college, starring at full-back and defensive end as a high schooler . . . Full name is Michael Anthony Munchak, born March 5, 1960 in Scranton, Pennsylvania.

NFL STATISTICS

GAMES/STARTS: 1982: 4/3, 1983: 16/16, 1984: 16/16, 1985: 16/16, 1986: 6/6, 1987: 12/12, 1988: 16/16, 1989: 16/16, 1990: 16/16. **9-YEAR TOTALS: 118/117 (P-6/6)**

ADDITIONAL STATS

Touchdown: 1 yd. fum. rec. vs. Cleveland 9/14/86

ERIK NORGARD

Center/Guard



64

Height 6-1
Weight 278
Born 11/4/65
College Colorado
How Acq. FA, 1990
NFL 2nd Year



1990: Saw action in all 16 games, being utilized at center, guard, and on special teams . . . Was used at fullback in Oilers' short-yardage "Bumble" offense and contributed key block on Lorenzo White's one-yard TD in September 16 20-9 loss at Pittsburgh . . . Also lined up at FB in "Bumble" in games against San Francisco October 7 and New Orleans October 21 . . . Made first NFL appearance on offensive line (at RG) in fourth quarter of 48-17 rout of Bengals October 14 . . . A native of Arlington, Washington, played before hometown fans in 13-10 OT loss at Seattle December 2 . . . Got almost a half of playing time at center in 58-14 triumph over Cleveland December 9, then again relieved Jay Pennison at C late in December 23 40-20 loss at Cincinnati . . . Made first post-season appearance (on special teams) in 41-14 loss to Bengals January 6.

PRO: Despite lack of height, has demonstrated toughness and versatility on offensive line . . . Effective pass blocker with quick feet . . . **1989:** Was not drafted and signed with Oilers as free agent . . . Spent season on club's developmental squad.

COLLEGE: Played first two seasons at Western Washington University before transferring to Colorado . . . Was two-year starter for Buffaloes . . . As a **senior**, honors included UPI First Team All-Big Eight, AP Second Team All-Big Eight, and AP Third Team All-America . . . Did not get called for penalty during entire season . . . **Junior** accolades included Honorable Mention All-Big Eight mention . . . Was a starter as **sophomore** at WWU and saw significant playing time as a **freshman** . . . Holds B.A. in communications.

PERSONAL: Married to Lisa (4/28/90), couple resides in The Woodlands, Texas . . . Worked towards advanced degree in off-season . . . Spends considerable time working with Fellowship of Christian Athletes and making hospital visits . . . Hobbies include skiing, reading, and playing golf and basketball . . . Lists favorite movie as "One Flew Over the Cuckoo's Nest," favorite TV show as "Roseanne," and favorite book as The Bible . . . Enjoys listening to Stevie Ray Vaughn and Garth Brooks . . . Attended Arlington (Wash.) High School, lettering in football, basketball, and track . . . Full name is Erik Christian Norgard, born November 4, 1965 in Bellevue, Washington.

NFL STATISTICS

GAMES/STARTS: 1990: 16/0 (P-1/0)

BO ORLANDO

Safety

26

Height 5-10
 Weight 180
 Born 4/3/66
 College . West Virginia
 How Acq. . . D6, 1989;
 FA 1990
 NFL 2nd Year



1990: Played in all 16 games for Oilers, seeing action on special teams and at safety in some nickel packages . . . Emerged as one of club's top special teamers . . . As a DB, had just one solo and two assists, but ranked fourth on team with 13 special teams tackles on ten solos and three assists . . . Made first NFL appearance at safety replacing Terry Kinard (thumb) in 24-10 win over Indianapolis September 23 . . . Had pair of special teams tackles in 24-21 loss to 49ers October 7 and in 23-10 victory over Saints October 21 . . . Had two tackles from safety spot in 35-23 win at Cleveland November 18 . . . Again filled in for Kinard (shoulder) in third period of 34-14 playoff-clincher over Pittsburgh December 30 . . . Had a ST solo in playoff loss at Cincinnati January 6.

PRO: Enthusiastic, hard-working player who is aggressive hitter for size . . . Has good knowledge of game, has played both safety and cornerback . . . **1989:** Spent season on Oilers' developmental squad . . . Drafted by Oilers in sixth round (156th overall) in 1989.

COLLEGE: Four-year West Virginia totals included 118 solos and 55 assists for 173 total tackles, plus five interceptions (2 TDs), two fumble recoveries, and a forced fumble . . . As a **senior**, finished with 57 total stops (44, 13) and career-high three pick-offs while serving as Mountaineers' co-captain . . . Honors included NEA First Team All-America, College and Pro Football Newsweekly Second Team All-America, AP Honorable Mention All-America, and First Team All-East Independent . . . Won WVU's "Gridiron Gladiator Award" along with '89 Oiler draft choice Brian Smider . . . Helped Mountaineers finish as nation's 13th best pass defense (146.9 yds. per game) . . . Returned an interception 56 yards for TD versus Maryland . . . Had season-high 13 tackles against East Carolina and also notched 11 plus a pass theft in game with Rutgers . . . Shifted from strong safety to free for Fiesta Bowl against Notre Dame . . . In **junior** campaign, racked up career-bests in solos (56), assists (27), total tackles (83), and tackles for losses (5) while starting every game at SS . . . Set a WVU home record with 84-yard interception return for TD versus East Carolina . . . As a **sophomore**, saw action in nine games with one start, finishing with 18 tackles (10, 8) . . . In **freshman** season of 1985, was a top special teamer for WVU . . . Ended up with 15 tackles (8, 7), an interception, and a blocked kick . . . Was redshirted in 1984 . . . Majored in sports management.

PERSONAL: Married to Mary (5/7/88), couple splits off-season between Houston and Berwick, Pennsylvania with son Joseph (7/26/90) . . . Another child is expected in November, 1991 . . . Has worked as a volunteer at a children's hospital and also donates time to Ronald McDonald House . . . Hobbies include biking and playing golf and basketball . . . Lists favorite movies as "Hard to Kill" and "Ghost," favorite TV show as "Knots Landing," and favorite book as "Wise Guy" . . . Enjoys listening to Bobbie Brown . . . Attended Berwick (Pa.) High School, lettering in football, track, baseball, and basketball . . . Was All-America selection as QB and DB in in H.S. . . . Full name is Joseph John Orlando, born April 3, 1966 in Berwick, Pennsylvania.

NFL STATISTICS

YEAR	TEAM	G-S	TACK.	ASST.	TOTAL
1990	Houston	16-0	11	5	16
PLAYOFFS		1-0	1	0	1

WILLIS PEGUESE

Defensive End



72

Height 6-4
Weight 267
Born 12/18/66
College .. Miami (Fla.)
How Acq. ... D3, 1990
NFL 2nd Year



1990: Playing time was very limited during rookie campaign . . . For 11 of 15 games on 47-man roster, was on two-man inactive list . . . Played in two games and dressed out but did not see action in two others . . . Did not register any tackles . . . Does have good speed, is quick and aggressive player with QB sack abilities . . . In 47-27 season-opener at Atlanta, played on special teams and also got limited action at defensive end in place of William Fuller . . . Played exclusively on special teams in 27-24 Monday night win over Buffalo November 26 . . . Suited up in losses against Jets October 28 and Seahawks December 2 . . . Was placed on injured reserve on December 28 due to back injury and remained there for regular season finale and playoff loss . . . Drafted by Oilers in third round (72nd overall) in 1990.

COLLEGE: Four-year Hurricane statistics showed 43 solos and 43 assists for 86 total tackles, nine QB sacks, and two fumble recoveries . . . Also served as team's deep snapper . . . **Senior** totals included career bests in tackles (46) and sacks (6) . . . Accolades included AP Honorable Mention All-America and First Team All-South Independent . . . Had single sacks against California, Michigan State, Florida State, and East Carolina . . . Recorded six tackles and 1½ QB drops in win over San Diego State . . . High tackle game of season came with eight in 27-10 key victory over Notre Dame . . . In **junior** year, started season's first three games at defensive end . . . Totals included 22 tackles (13, 9) plus pair of sacks . . . Top '88 game came with five stops plus a sack in win over Wisconsin . . . Played behind UM All-Americans Daniel Stubbs (Cowboys) and Bill Hawkins (Rams) as a **sophomore** . . . Had been moved to defensive end from linebacker during spring drills . . . Credited with 14 total hits (4, 10) plus a sack and a fumble recovery (vs. Maryland) . . . Best '87 game showed six tackles and a sack in 41-3 beating of East Carolina . . . As a **freshman**, was utilized primarily as deep snapper, recording just four tackles (2, 2) . . . Three of those hits came in Tennessee Tech contest . . . Majored in graphic design.

PERSONAL: Married to Maria, couple spends off-season in Miami with son Quintin (6/6/90) . . . lives in Miami during off-season . . . Hobbies include drawing and weightlifting . . . Lists favorite movie as "Willow" and favorite TV show as "The Cosby Show" . . . Enjoys listening to Paula Abdul and Taylor Dane . . . Attended Southridge High School in Miami, lettering in football and basketball . . . As a senior, was First Team All-State and Gatorade Florida Prep Player of the Year . . . Full name is Willis Peguese, born December 18, 1966 in Miami, Florida.

NFL STATISTICS

YEAR	TEAM	G-S	TACK.	ASST.	TOTAL
1990	Houston	2-2	0	0	0

ALLEN PINKETT

Running Back



20

Height 5-9
Weight 196
Born 1/25/64
College .. Notre Dame
How Acq. ... D3, 1986
NFL 6th Year



1990: Played 15 games for Oilers as #2 running back in team's one-back "Run 'N Shoot" offense . . . Finished second on team in rushing (behind Lorenzo White) with 268 yards on 66 carries (4.1 avg.) and no scores . . . Also caught 11 passes for 85 yards, returned four kickoffs for 91 yards, and had four miscellaneous tackles . . . For first time in five-year career, did not score a touchdown . . . Including playoffs, was Oilers' leading rusher in four games (Colts, Browns I, Seahawks, Bengals III) . . . In loss at Pittsburgh September 16, returned KOs for first time since 1988 after Gerald McNeil left game due to hamstringing (2/42 yds.) . . . Averaged 7.3 yards per carry (5/37) with pair of KORs for 49 yards in 24-10 win over Colts September 23 . . . Had top game of season in 35-23 triumph at Cleveland November 18 with 45 yards rushing on eight attempts while also catching four passes for 46 yards . . . Had clutch season-best 38-yard catch (2nd longest of career, 51 vs. Patriots 9/25/88) in that game before suffering groin pull in fourth quarter . . . Spent December 9 Cleveland win on two-man inactive list due to lymph infection . . . Carried the ball nine straight plays on way to Teddy Garcia FG in 34-14 playoff-clincher over Steelers December 30 . . . In post-season loss at Cincinnati January 6, paced team with 43 yards on five carries for 8.6 average, caught one pass for ten yards, and replaced McNeil (ribs) on KO returns (2/48).

PRO: Has good quickness and is also effective pass receiver out of backfield . . . With 1604 career rushing yards, has moved into ninth place on Oilers' all-time list . . . Needs 21 yards to pass Larry Moriarty for eighth place, 508 yards to move past Billy Cannon for seventh, and 638 yards to overtake Fred Willis for the sixth spot . . . Despite returning just 11 kickoffs in last three years, ranks eighth on all-time chart with 1069 yards . . . In Oiler playoff annals, ranks first in rushing average (4.5), second in yards rushing (213), first in KO returns (10), and second in KO return yards (175) . . . **1989:** Played in all 16 games with a career-high six starts (all in first 6 games of season) . . . Carried 94 times for 449 yards (2nd on club behind Alonzo Highsmith's 531) with team-best 4.8-yard average . . . Also led all backs and finished fifth overall with 31 catches for 239 yards . . . Had two total TDs . . . In individual games, led Oilers in rushing a team-best five times . . . Began season as starter due to roster exemption for Mike Rozier (who had ended contract holdout), then continued in that role until Rozier re-assumed starter status in week #7 . . . In 34-27 win at San Diego (9/17), had personal-best seven receptions for 55 yards (2nd best, 73 vs. Patriots 9/25/88) . . . Got only touchdowns of season with ten-yard run and two-yard catch for third multi-TD game of career in 39-7 rout of Dolphins (10/1) . . . Also went over 1000 career rushing yards in that game . . . In 33-28 road win over Bears (10/15), carried six times for 70 yards

including career-best (and Oiler season-high) 60-yarder that set up winning TD . . . That run was longest by an Oiler in six years (Larry Moriarty's 80-yarder vs. Raiders 9/11/83) . . . In playoff loss to Pittsburgh (12/31), paced team with modest 26 yards rushing to go with three catches for 24 yards . . . **1988:** Statistically, had best season of career . . . Played in all 16 games with two starts and finished second in team rushing, notching personal bests in attempts (122), yards (513), and rushing TDs (7) . . . Also tied for RB lead in receptions with 12 for 114 yards and two more scores, plus returned seven KO's for 137 yards (19.6 avg.) . . . Had pair of three-TD games and was team's rushing leader in three games . . . Started in weeks #2-3 in place of injured Mike Rozier (ankle) . . . As starter in 38-35 edging of Raiders (9/11), gained 78 yards on 20 carries and ran for three touchdowns (3, 1, 6 yds.) to become first Oiler to accomplish that in five years (Earl Campbell vs. Packers, 9/4/83) . . . Two weeks later in 31-6 pasting of Patriots, again scored three TDs (51-yd. rec., 22-yd. rec., 1-yd. run) while rushing 14 times for 70 yards and accumulating personal-best 73 receiving yards . . . For that performance, was named AFC Offensive Player of the Week . . . Played in both play-off games with one start and led team with 95 yards rushing on 17 carries (5.6 avg.) and one TD . . . Also was third on club with four receptions for 45 yards and a score . . . In 24-23 wild card win at Cleveland (12/24), started in place of Rozier (ribs) and ran for personal-best 82 yards (5.9 avg.), caught two balls for 24 yards, and scored pair of touchdowns (16-yd. rush, 14-yd. rec.) in 15-second span . . . **1987:** Due to injury, played only eight games, running for 149 yards on 31 carries (4.8 avg.) and two TDs while also returning 17 kickoffs for 322 yards (18.2 avg.) . . . Had NFL-best five KO's for 105 yards at Buffalo (9/20) . . . Suffered separated shoulder against Atlanta (10/25) and was placed on injured reserve (10/26, activated 11/28) . . . Had top rushing effort of season with 53 yards on 11 totes plus a TD versus Chargers (12/6) . . . Saw action in both post-season matches, rushing 17 times for 49 yards, catching two passes for eight yards, and returning seven KO's for 127 yards . . . **1986:** Appeared in all 16 games and started last three in place of injured Mike Rozier (knee) . . . Finished second on team with 225 yards on 77 carries and pair of scores . . . Also paced all RBs (third overall) with career-best 35 receptions for 248 yards and a TD . . . Ranked in AFC's top 15 in kickoff returns with 20.0 average on 26 tries . . . Had career-best (and team-best in '86) 48-yard KO return versus Pittsburgh (9/28) . . . Scored first NFL touchdown on four-yard catch against Colts (12/23) . . . Got first league start at San Diego (12/7) and had 157 all-purpose yards . . . In 23-10 win over Minnesota (12/14), recorded career-high in carries (23 for 67 yds.) and also had six receptions . . . Also scored first NFL rushing TD in that contest on one-yard run . . . Drafted in the third round (61st overall) in 1986.

COLLEGE: Enjoyed outstanding, record-setting career at Notre Dame . . . A three-time All-America, finished South Bend tenure as all-time leading rusher in school history with 4131 yards on 889 carries (4.6 avg., long 76) for 49 touchdowns . . . Was sixth all-time Irish receiving leader in demonstration of outstanding pass-catching abilities with 73 receptions for 774 yards and three TDs . . . With 320 total points (1 TD on KR, 2 PATs), shattered all-time Notre Dame career scoring record previously set by Red Salmon between 1900-03 . . . 53 TDs ranked fourth on all-time NCAA list behind Tony Dorsett (59), Glenn Davis (59), and Steve Owens (56) . . . Also was 19th on all-time NCAA career rushing chart . . . Was 22nd player in NCAA history and first in Irish annals to top 4000-yard mark rushing . . . Is only player in school history to rush for 1000 yards in three consecutive seasons . . . Including two bowl games, had 23 career 100-yard games and was voted team MVP three times . . . Holds 19 different Notre Dame records . . . Over four-year career, averaged 96.1 yards rushing per game . . . Overall, played 45 games with 36 starts (last 35) . . . As a **senior**, gained 1100 yards on 255 rushes with 11 TDs (17 rec./135 yds.) to earn Football News First Team All-America and AP/UPI Honorable Mention All-America honors . . . Finished eighth in Heisman Trophy balloting . . . Was a team captain and

earned invitations to Blue-Gray and Japan Bowl all-star games . . . Had six 100-yard games in '85 with top effort of 161 and three TDs (27 att.) in head-to-head battle with Navy's Napoleon McCallum . . . **Junior** season stats included 1105 yards rushing on 275 carries (4.0 avg., long 66) for career-best 17 TDs (19 rec./257 yds., 1 TD) and AP/UPI Honorable Mention All-America accolades . . . 17 TDs tied Vagas Ferguson's school record and ranked second in nation behind Ohio State's Keith Byars . . . Also gained 189 yards and had four TDs against Penn State, ran for 165 against Navy, and 136 in Aloha Bowl versus SMU . . . **Sophomore** totals featured career-high 1394 yards rushing on 252 runs (5.5 avg.) for 16 TDs (28 rec./288 yds., 2 TDs) . . . Post-season recognition included Sporting News First Team All-America and AP/UPI Second Team All-America . . . Missed Ferguson's single-season school record by 43 yards, finishing fifth in nation . . . 18 total touchdowns set Notre Dame TD record, and 110 points established total points record, surpassing Red Salmon's 105 in 1903 . . . Also set new Irish records with nine 100-yard games (5 straight) and 1682 all-purpose yards . . . Top two rushing games came as sophomore with 217 yards and four TDs against Penn State, and 197 yards versus Air Force, best back-to-back games in Irish history . . . 28 receptions also paced Irish, thus becoming first player since Nick Eddy in 1965 to lead team in rushing and receiving . . . Scored three TDs in '83 against Army and USC . . . Had 532 yards on 107 totes (5.0 avg.) with five TDs as a **freshman** (9 rec./94 yds.) to earn spot on Football News' All-Freshman team . . . Also returned 14 kicks for 354 yards (25.3 avg.) and one TD (93 yds. vs. Penn State) . . . First collegiate 100-yard game came with 129 versus Navy . . . Career-best run of 76 yards came as freshman against top-ranked Pittsburgh . . . Competed in 1983 and '84 for Irish track team in 60-yard dash and was '84 NCAA indoor qualifier . . . Holds B.A. in marketing.

PERSONAL: Married to Joanne (6/18/88), couple resides in Houston with daughter Jessica (5/12/91) . . . Has worked for I.B.M. during off-seasons . . . Hobbies include music, reading (Stephen King novels), and golf . . . Lists favorite movie as "Scarface" and favorite TV show as "CNN's Headline News" . . . Enjoys listening to Jeff Lorber and Phyllis Hyman . . . Was member of NCAA's Committee on Recruiting . . . Attended Parkview High School in Sterling, Virginia, lettering in football, track, and basketball . . . Was All-State as a junior and senior, and finished career with 4700 yards rushing and 57 TDs . . . Scored five TDs and ran for 230 yards in state championship game in junior season . . . Was a member of National Honor Society with 3.5 GPA . . . Full name is Allen Jerome Pinkett, born January 25, 1964 in Washington, D.C.

NFL STATISTICS

YEAR	TEAM	G-S	RUSHING					RECEIVING					
			ATT.	YDS.	AVG.	LG	TD	NO.	YDS.	AVG.	LG	TD	
1986	Houston	16-3	77	225	2.9	14	2	35	248	7.1	20	1	
1987	Houston	8-0	31	149	4.8	22	2	1	7	7.0	7	0	
1988	Houston	16-2	122	513	4.2	27	7	12	114	9.5	51t	2	
1989	Houston	16-6	94	449	4.8	60	1	31	239	7.7	23	1	
1990	Houston	15-0	66	268	4.1	19	0	11	85	7.7	38	0	
5-YR. TOTALS			71-11	390	1604	4.1	60	12	90	693	7.7	51t	4
PLAYOFFS			6-1	47	213	4.5	27	1	10	87	8.7	15	1

ADDITIONAL STATS

Kickoff Returns: 26 for 519 yds., 20.0 avg., long 48 in 1986; 17 for 322 yds., 18.9 avg., long 30 in 1987; 7 for 137 yds., 19.6 avg., long 29 in 1988; 4 for 91 yds., 22.8 avg., long 28 in 1990 for total of 54 for 1069 yds., 19.8 avg., long 48 (Playoffs—10 for 175 yds., 17.5 avg., long 37)

Punt Returns: 1 for -1 yds., 2 FC, -1.0 avg., long -1 in 1986

Tackles: 4-0-4 in 1986, 6-0-6 in 1987, 8-0-8 in 1988, 1-0-1 in 1989, 3-1-4 in 1990 for total of 22-1-23

KERRY PORTER

Running Back



31

Height 6-1
 Weight 220
 Born 9/23/64
 College Wash. St.
 How Acq. FA-B, 1991
 NFL 4th Year



1990: Was signed by the Oilers this past April 1 as a "Plan B" free agent who was left unprotected by Denver Broncos . . . Last season, played in 13 games with three starts for Denver . . . Did not sign with Broncos until September 26, thus missing first three games . . . Had been waived by Raiders on September 4 . . . Split playing time at FB for Broncos with Melvin Bratton . . . Carried the ball just once for four yards while catching four passes for 44 yards . . . Was one of Broncos' top special teams performers with 12 tackles on seven solos and five assists.

PRO: Has played for Bills, Raiders, and Broncos in three-year NFL career . . . **1989:** Signed with Raiders as free agent (5/10) . . . Made final roster and played in all 16 games with no starts . . . Rushed 13 times for 54 yards (4.2 avg.) and also had one fumble recovery . . . Saw significant action on special teams . . . Had long run of career with 23-yarder against Chargers (9/10) . . . Also had fumble recovery against Redskins (10/29) . . . **1988:** Was waived by Bills prior to start of regular season (8/30) and did not play in NFL that season . . . **1987:** As a rookie, played in six games, rushing twice for no yards . . . Primarily saw action on special teams . . . Spent beginning of season on injured reserve (9/7) due to shoulder problems . . . Was activated (10/23) prior to Miami game (10/25) when Greg Bell was placed on IR . . . In 27-21 loss to Cleveland (11/15), got only two carries of season . . . Drafted by Bills in seventh round (171st overall) in 1987.

COLLEGE: Was four-year letterman at Washington State, ending career with 560 rushes for 2617 yards (3rd in school history) and 18 TDs while also catching 15 balls for 128 yards and a score . . . In **senior** season, carried 205 times for 921 yards (4.5 avg.) and four scores . . . Honors included Second Team All-PAC 10 and Honorable Mention All-America . . . Also was selected to play in East-West Shrine Game and Blue-Gray Game . . . Ranked ninth in conference with 89.9 all-purpose yards per game . . . Top game of season came with 164 yards on 27 carries in 34-14 upset of USC . . . Despite shoulder injury during **junior** campaign, still finished second on team with 441 yards on 114 tries for five scores plus career-best nine catches for 54 yards . . . Gained 94 yards and a TD on 22 totes against Arizona . . . Had pair of TDs versus Ohio State and had season-best 101 rushing yards in game with California . . . Hampered by shoulder, knee, and ankle injuries as a **sophomore**, ended up with 243 yards on 43 runs for two TDs . . . Top performance of season came with 158 yards on just 14 attempts against Utah . . . Enjoyed spectacular **freshman** year, carrying 195 times for 1000 yards (5.1 avg.) with seven touchdowns . . . Got opportunity to play due to injury to Reuben Mayes . . . Was named First Team All-PAC 10 and Honorable Mention All-America while twice being honored as conference Player of the Week . . . Ran for 169 yards versus Washington, 136 (41-yd. TD) against UNLV, 135 against UCLA, 132 versus Arizona State (career-best 68-yarder), 106 in game with Oregon, 131 against Oregon State, and 127 versus California . . . Actually played five different seasons, getting extra year of eligibility with just three carries for 12 yards in 1982 . . . Holds B.S. in business information systems.

PERSONAL: Single, resides in Great Falls, Montana . . . Attended Great Falls (Mont.) High School, lettering in football, track, and basketball . . . Full name is Kerry Porter, born September 23, 1964 in Vicenza, Italy.

NFL STATISTICS

YEAR	TEAM	G-S	RUSHING					RECEIVING				
			ATT.	YDS.	AVG.	LG	TD	NO.	YDS.	AVG.	LG	TD
1987	Buffalo	6-0	2	0	0	0	0	0	0	0	0	0
1988			DID NOT PLAY									
1989	Raiders	16-0	13	54	4.2	23	0	0	0	0	0	0
1990	Denver	13-3	1	4	4.0	4	0	4	44	11.0	16	0
3-YR. TOTALS		35-3	16	58	3.6	23	0	4	44	11.0	16	0

ADDITIONAL STATS

Tackles: 9-1-10 in 1989, 7-5-12 in 1990 for total of 16-6-22

Fumble Recovery: 1 in 1989

EUGENE SEALE

Linebacker

53

Height 5-10
 Weight 253
 Born 6/3/64
 College Lamar
 How Acq. FA, 1987
 NFL 5th Year



1990: Continues to rank as one of top special teams performers in NFL . . . Played in 15 games, seeing action primarily as special teamer . . . Did split time with Erik Norgard at fullback in Oilers' goal-line "Bumble" offense . . . For third season in a row, led Oilers in special teams tackles with 19 (12, 7) . . . In kitchen accident two days prior to October 7 loss to 49ers, suffered hand cuts that required 22 stitches . . . Had two ST tackles but incurred second half knee sprain in 48-17 win over Bengals October 14 . . . Underwent arthroscopic knee surgery on Monday (November 5) of team's bye week, then was on two-man inactive list for following game against Cleveland November 18 . . . Notched three ST assists in 34-14 playoff-clincher over Pittsburgh December 30 . . . Had one tackle in post-season loss at Cincinnati January 6 . . . Underwent another arthroscope on knee this past April 30.

PRO: One of team's hardest hitters, is top special teamer who continues to improve at linebacker . . . **1989:** Played 15 games with one start, seeing action at both linebacker and on ST . . . From LB spot, had 14 tackles (11, 3) while leading club in special teams tackles with 17 (12, 5) . . . Got first start since '87 in season-opening loss at Minnesota (9/10) in place of injured Al Smith (toe) . . . Played that game with special cast to protect fractured hand . . . Missed only game of season in win at Chicago (10/15, two-man inactive) . . . Had three LB tackles plus three on ST in 35-31 trimming of Detroit (11/5) . . . Scored second career TD by recovering Lee Johnson's blocked punt (by Johnny Meads) in end zone in 26-24 Monday night win over Cincinnati (11/13) . . . Was ejected from game on opening kickoff in victory over Raiders (11/19) . . . In 20-17 edging of Tampa Bay (12/10), deflected a Chris Mohr punt that officially went two yards . . . In extensive LB action in loss at Cincinnati (12/17), had season-best four solos . . . **1988:** Appeared in all 16 games on special teams and at inside LB in some formations . . . As an LB, had 19 tackles (14, 5), a QB sack, and an interception and was also club's leading ST tackler with 19 solos . . . As special teamer, was named First Team All-

NFL by Pro Football Weekly . . . Was only two-time winner of Oilers' special teams player of game award . . . Had two blocked punts as Houston tied then-NFL record for most blocked punts in a season with five . . . In loss at Philadelphia (10/2), blocked a John Teltschik punt (Oilers' 1st in 2 years) that was recovered by Cris Dishman for TD . . . Blocked a Harry Newsome punt that went out of end zone for safety, and also had three solos and a forced fumble in 34-14 victory at Pittsburgh (10/16) . . . Delivered one of NFL's top hits of season in 41-17 ESPN prime time win over Washington (10/30), forcing a fumble while literally knocking out Derrick Shepard on KO return . . . Said Special Teams Coach Richard Smith after that game, "I've never seen a player have a season like that on special teams—he's been incredible" . . . Registered only sack of season in 24-17 win over Browns (11/7) and had interception of Boomer Esiason pass with 46-yard return in 41-6 win over Bengals (12/11) . . . Saw action in both playoff games with three tackles and an assist . . . **1987:** Originally signed by Oilers as replacement player . . . Overall, played in nine games with four starts and contributed 28 tackles (18, 10), three special teams hits, and an interception . . . In 40-10 win at Denver (10/4), had interception of Ken Karcher pass with 73-yard return for TD . . . That marked Oilers' first score on pick-off return in eight years (J.C. Wilson, 34 yds. vs. Browns, 11/30/79) . . . For that performance, was AFC Defensive Player of the Week . . . Led all players in solos (8), assists (4), and total tackles (12) while also notching only QB sack of season in loss to Patriots (10/18) . . . Got only non-replacement game start at New Orleans (12/13) in place of injured Al Smith (toe) and had six tackles and a forced fumble . . . Played in both playoff games and had one tackle . . . **1986:** Played briefly for British Columbia Lions of Canadian Football League.

COLLEGE: Had standout career at Lamar University . . . Career statistics included (did not play as freshman) 302 solos and 198 assists for school record 500 total tackles, plus 12 forced fumbles, nine fumble recoveries, six interceptions, four QB sacks, and 15 passes defended . . . As a **senior** in 1985, earned Division 1-AA Second Team All-America and First Team All-Southland Conference . . . Notched 163 total hits (102, 61) while also leading team with six forced fumbles . . . Top game that year came with 21 tackles against Arkansas State . . . **Junior** totals showed 167 tackles (97, 70) and three interceptions that garnered Second Team All-America and First Team All-Conference honors . . . High tackle contest in '84 came with 23 against Louisiana Tech . . . Exploded onto scene for Cardinals as **sophomore**, with honors including First Team All-America, Southland Conference Defensive Player of the Year, and First Team All-Conference . . . Stats included school record 170 tackles (103, 67) plus five forced fumbles (led team), five fumble recoveries, and three interceptions . . . Was named conference Player of the Week a record five times that season . . . Had top game of career in '83 with 28 tackles against McNeese State . . . Also was three-year member of Cardinal track team, placing all three seasons in conference meet in both shot put and discus (Lamar won title all three years) . . . Majored in industrial technology.

PERSONAL: Married to Anette, couple resides in Houston with daughters Chasity (3/29/84), Delandra (10/9/89), and Sydney (1/18/90) . . . Has given numerous anti-drug and "stay in school" speeches to grade schools . . . Is part owner of brother-in-law's automobile repair shop . . . Hobbies include playing basketball and listening to music . . . Lists favorite movie as "New Jack City," favorite TV show as "The Fresh Prince of Bel-Air," and favorite book as "Old Yeller" . . . Enjoys listening to Anita Baker . . . Attended Jasper (Tex.) High School, lettering in football, track, and basketball . . . As a senior, was the state 4A champion in the shot put . . . Full name is Eugene Seale, Jr., born June 3, 1964 in Jasper, Texas.

NFL STATISTICS

YEAR	TEAM	G-S	TACK.	ASST.	TOTAL	FUM.		YDS.	QB.
						FOR.	INT.		SACK
1987	Houston	9-4	21	10	31	1	1	73t	1
1988	Houston	16-0	33	5	38	2	1	46	1
1989	Houston	15-1	23	8	31	0	0	0	0
1990	Houston	15-0	12	7	19	0	0	0	0
4-YEAR TOTALS		55-5	89	30	119	3	2	119	2
PLAYOFFS		6-0	6	1	7	0	0	0	0

ADDITIONAL STATS

Passes Defensed: 2 in 1987, 1 in 1988 for total of 3

Touchdown: 73 yd. int. ret. vs. Denver 10/4/87, recovered bl. punt in end zone vs. Bengals 11/13/89

Blocked Punts: vs. Philadelphia 10/2/88, vs. Pittsburgh 10/16/88

REGGIE SLACK

Quarterback

10

Height 6-2
Weight 221
Born 5/2/68
College Auburn
How Acq. ... D12, 1990
NFL 1st Year





1990: Did not see any game action for Oilers last season . . . Was waived by club on August 27 prior to regular season-opener . . . In pre-season action, completed four of 11 passes for 21 yards with one interception . . . Had returned to school at Auburn when re-signed by Oilers to practice squad on October 17 . . . Practice squad opening had occurred following release of QB Brent Snyder . . . Following thumb injury to Warren Moon, was activated onto 47-man roster on December 28 . . . Backed up Cody Carlson in Oilers' playoff-clinching win over Pittsburgh December 30 and in post-season loss at Cincinnati January 6 . . . Drafted by Oilers in 12th round (321st overall) in 1990 . . . With strong arm, quick release, and outstanding speed, will compete for a back-up QB spot in '91.

COLLEGE: Four-year statistics at Auburn showed 346 completions in 585 attempts (59.1%) for 4697 yards, 23 TDs, and 23 interceptions . . . Finished second on school's career list for completions, attempts, yards (all Pat Sullivan), and percentage (Jeff Burger) . . . Also finished Tiger tenure with school record for yards per attempt (8.1) and was fourth in yards per game (135.1) . . . Rushed for five career touchdowns . . . As a starter, team compiled 21-4 record . . . As a **senior**, connected on 148 of 252 throws (58.7%) for 1996 yards, 11 scores, and ten pick-offs . . . Honors included Honorable Mention All-America from AP, Sporting News, and Football News . . . In season-opening win over Pacific, completed nine of ten tosses for 252 yards and school record-tying four TDs (78, 60, 41, 73 yds.) . . . Was accurate on 14 of 16 passes for 274 yards in 30-20 win over Alabama . . . Was MVP in 31-14 Hall of Fame Bowl win over Ohio State, throwing for three touchdowns and rushing for one . . . **Junior** totals featured career bests in attempts (279), completions (168), yards (2230), and completion percentage (60.2%) . . . Also had nine TD tosses and 11 pick-offs while rushing for two TDs . . . Percentage, completions, and yards all ranked second in school history . . . Was AP Honorable Mention All-America and First Team All-Southeastern Conference . . . In 56-7 rout of Kansas, completed 12 of 16 throws for 290 yards and four TDs (57, 35, 4, 85 yds.) . . .

Had season-best 272 yards passing (14 of 23) in win over Southern Mississippi . . . Was SEC Offensive Player of Week in 20-10 besting of Georgia after completing 20 of 34 throws for 263 yards and pair of scores . . . In Sugar Bowl versus Florida State, hit on 19 of 33 for 162 yards and a score . . . During **sophomore** campaign, made good on 17 of 29 passes (58.6%) for 280 yards, three TDs, and one interception . . . Primarily was reserve for Jeff Burger . . . In first career start in 38-7 victory over Mississippi State, was 11 of 17 for 185 yards and two TDs . . . Saw action in six games as a **freshman**, connecting on 13 of 25 passes (52.0%) for 191 yards . . . Majored in distributive education.

PERSONAL: Single, lives in Milton, Florida during off-season . . . Spent this past off-season working towards degree . . . Hobbies include playing basketball and any outdoor activity . . . Lists favorite TV show as "The Cosby Show" and favorite recording artist as Luther Vandross . . . Attended Milton (Fla.) High School, lettering in football, baseball, basketball, and track . . . Was three-year starter at DB, HB, and QB, and earned All-State honors as a senior . . . Full name is Reginald Bernard Slack, born May 2, 1968 in Milton, Florida.

AL SMITH		
Linebacker	54	
	Height 6-1 Weight 244 Born 11/26/64 College . . . Utah State How Acq. . . . D6a, 1987 NFL 5th Year	

1990: Was Oilers' starter at middle linebacker in 15 of 16 games (missed 1 due to thumb injury) . . . In team's shift from 3-4 to 4-3 defense, anticipated battle with John Grimsley for starting MLB spot never materialized due to Grimsley's holdout . . . For second time in four-year career, led team in total tackles with career-best 101 on 75 solos and 26 assists (also had 3 ST tackles) . . . Marked second 100-plus tackle season of Houston tenure (100 in 1987) . . . Also contributed career-best three forced fumbles, a fumble recovery, a sack, and three pass break-ups . . . In individual games, was Oilers' total tackle leader in team-best seven games and solo leader in team-best six . . . Had outstanding game with 13 stops in 24-21 loss to San Francisco October 7 . . . In following week's 48-17 beating of Bengals, racked up 14 tackles (tied career high), forced a fumble, and got first NFL sack (on Boomer Esiason) . . . Again had double-digit tackle efforts with 12 in 17-12 loss to Jets October 28 and with 11 in 13-10 OT loss at Seattle December 2 . . . In 27-10 victory at K.C. December 16, suffered open dislocation of thumb and was replaced by Grimsley (Lamar Lathon moved LLB) . . . Underwent thumb surgery that night upon return to Houston . . . Despite injury, still started following game as Oilers lost 40-20 at Cincinnati December 23 . . . Was on two-man inactive list for playoff-clincher against Steelers the following Sunday . . . Saw limited action as reserve in Bengal playoff loss.

PRO: Solid player with knack for being around ball . . . Has finished among club's top three tacklers in all four pro seasons . . . Should challenge for All-AFC honors in '91 . . . **1989:** After missing season-opener at Minnesota (9/10) due to toe injury, started remaining 15 games at RILB . . . Finished with 72 tackles (47, 25) while adding four ST solos . . . Also notched two forced fumbles and a fumble recovery . . . Forced a fumble and recovered one in 34-27 win at San Diego (9/17) . . . Had six tackles in a

game on seven occasions . . . Top tackle effort of regular season came with seven in 20-17 victory over Buccaneers (12/10) . . . Credited with eight stops plus an ST hit in playoff loss to Pittsburgh (12/31) . . . **1988:** Started all 16 games and was second on team with 96 tackles (57, 39) plus two ST tackles and three passes defended . . . In loss to Jets (9/18), tied with Richard Johnson for team lead with nine stops, then had ten against Eagles (10/2) . . . In 25-17 win at Dallas (11/24), made key play with Oilers ahead 22-17 and 4:22 left in game, forcing and recovering Cornell Burbage's KO return on Cowboys' 15-yard line (led to Houston FG) . . . Despite loss at Cleveland (12/18), had personal season-best 13 total tackles which was second highest by an Oiler in '88 (Robert Lyles had 15 in same game) . . . Started both post-season contests and ranked fourth on team with nine tackles (6, 3) . . . **1987:** As a rookie, won starting job in training camp and played in all 12 non-strike games with 11 starts . . . Led team in tackles with 100 (44, club-high 56 assists) . . . Had seven double-digit tackle efforts . . . Had 11 stops including season-high eight solos in loss at Buffalo (9/20) . . . Notched 13 tackles against Cleveland (11/22) and season-best 14 versus Colts (11/29) and Steelers (12/20) . . . Did not start New Orleans game (12/6) due to toe injury . . . Started both playoff games and was fifth on club with eight tackles (5, 3) . . . Drafted by Oilers with first of two sixth round selections (147th overall) in 1987.

COLLEGE: Had three-year career at Utah State and was dominant linebacker in Pacific Coast Athletic Association for final two seasons . . . Began college career at Cal-Poly Pomona under Roman Gabriel before that school dropped football . . . Sat out 1983 season as redshirt after transferring to Utah State . . . Career statistics included 141 solos and 201 assists for 342 total tackles, five forced fumbles, four fumble recoveries, three interceptions, 22 tackles for losses, four QB sacks and seven passes broken up . . . Enjoyed outstanding **senior** season, breaking own school record for tackles with conference-leading 166 (69, 97) including nine for losses plus three interceptions . . . Was named PCAA Defensive Player of the Year as well as earning First Team All-Conference honors . . . Was also selected to several All-America teams . . . Was Defensive Player of the Week against Kansas with 18 tackles and two interceptions . . . As a **junior**, eclipsed school tackle record previously held by brother Aaron, finishing with 138 (57, 81) and a career-best 11 for losses . . . Also had personal highs that season in sacks (2) and forced fumbles (3) . . . Was chosen First Team All-PCAA . . . Top 1985 performances included 18 tackles versus Utah, and 17 against Brigham Young and Cal State-Long Beach . . . Was a reserve in first Aggie season as a **sophomore**, finishing with 23 tackles in 122 plays . . . In 1982 **freshman** campaign at Cal-Poly Pomona, played both ways as a linebacker and fullback, ending up with 15 tackles plus 34 yards rushing (15 att.) and three receptions for 15 yards (4 kickoff returns for 40 yds.) . . . Holds B.A. in sociology.

PERSONAL: Single, now lives year-round in Houston . . . Again spent off-season doing work for "Just Say No to Drugs" and Drug Enforcement Agency . . . Hobbies include racquetball, bowling, and basketball . . . Lists favorite movie as "Aliens," favorite TV shows as "The Cosby Show" and "L.A. Law," and favorite recording artist as Anita Baker . . . Enjoys reading the Bible . . . Brother Aaron played for Denver Broncos in 1984-85 . . . Attended St. Bernard High School in Los Angeles, lettering in football and track . . . Was team's co-MVP in senior season as running back and linebacker . . . Full name is Al Fredrick Smith, born November 26, 1964 in Los Angeles, California.

NFL STATISTICS

YEAR	TEAM	G-S	TACK.	ASST.	TOTAL	FUM. REC.	FUM. FOR	QB SACK
1987	Houston	12-11	44	56	100	0	0	0
1988	Houston	16-16	59	39	98	1	1	0
1989	Houston	15-15	51	25	76	1	2	0
1990	Houston	15-15	78	26	104	1	3	1
4-YEAR TOTALS		58-57	232	146	378	3	6	1
PLAYOFFS		6-5	16	10	26	0	0	0

ADDITIONAL STATS

Passes Defensed: 3 in 1987, 3 in 1988, 1 in 1989, 3 in 1990 for total of 10

DOUG SMITH

Def. Tackle



99

Height6-6
Weight314
Born6/13/59
CollegeAuburn
How Acq. ...D2a, 1984
NFL7th Year



1990: Saw action in 14 games with 13 starts at right defensive tackle . . . Finished with 18 solos and 14 assists for 32 total tackles, two QB sacks, a forced fumble, a fumble recovery, and three pass break-ups . . . Had four tackles, a sack, and a pass defensed in 20-9 loss to Pittsburgh September 16 . . . In following game against Colts, had four tackles, a fumble recovery, and final sack of season which knocked QB Jack Trudeau out of game . . . Went over 200 career tackle mark with five assists before injuring knee/foot in 24-21 loss to 49ers October 7 . . . On October 14, got 50th career start in 48-17 rout of Cincinnati . . . Contributed five tackles and pair of pass bat-downs in 23-10 victory over New Orleans October 21 . . . Due to continuing back problems, was on two-man inactive list for successive games against Buffalo November 26 and Seattle December 2 . . . Underwent myelogram November 28 to determine origin of back problems . . . Started but saw limited action due to back in 58-14 rout of Browns December 9, then played in reserve role in following Sunday's 27-10 triumph at K.C. . . . In 40-20 loss at Cincinnati December 23, had season best five solos . . . Started in playoff loss to Bengals January 6.

PRO: Massive, strong player, spent one season with Birmingham of USFL before joining Oilers . . . **1989:** Appeared in 15 games with 13 starts at nose tackle and had 23 tackles (17, 6) to go with one sack . . . Missed season opener while still recovering from arthroscopic knee surgery performed after training camp injury . . . Played sparingly in week #2 win at San Diego (9/17), then reclaimed starting job in following game against Buffalo . . . Had only sack of season on Bernie Kosar in loss at Cleveland (10/29) . . . Did not start in 20-17 edging of Tampa Bay due to foot injury (12/10) . . . Credited with top tackle effort of season with eight in playoff loss to Pittsburgh (12/31) . . . Was Oilers' recipient of annual Ed Block Memorial Courage Award that symbolizes "a player's courage in the pursuit of professional excellence" . . . Was shot in right leg (2/13) in hometown of Bayboro, North Carolina and spent off-season rehabilitating from that injury . . . **1988:** Played in 12 games with ten starts at NT, finishing campaign with 35 tackles (22, 13) plus three QB sacks, three pass break-ups, two forced fumbles, one fumble recovery, and an interception . . . In Houston's 38-35 edging of Raiders (9/11), had

key recovery of Steve Beuerlein fumble (Johnny Meads forced) at L.A. one-yard line . . . Had first multi-sack (2) game of NFL career plus a fumble recovery in loss at Cincinnati (10/23) . . . In Oilers' 41-17 beating of Redskins (10/30), notched first career interception on Doug Williams pass (20-yd. return) . . . Was suspended for 30 days by Commissioner (11/9) with Richard Byrd taking over starting NT spot . . . Returned from suspension to play, but not start, in final two regular season contests . . . Saw action in both playoff games . . . **1987:** Was the only Oiler to play in all 15 regular season games (13 starts), finishing ninth on team with 47 tackles (28, 19) and personal NFL-best 3½ QB sacks . . . Had only career start at left end in win at Cleveland (10/11) as Charles Martin got start at nose tackle . . . Had personal best eight tackles in 37-33 win over Atlanta (10/25) . . . Reinjured quad/hamstring versus 49ers (11/8) and did not start next two games . . . Incurred only NFL ejection against Pittsburgh (12/20) for altercation with Walter Abercrombie . . . Started both post-season matches and had three solos . . . **1986:** Earned starting nose tackle job in training camp and played in 13 games with seven starts . . . Finished with 51 tackles (22, 29) plus a pair of QB sacks . . . Received severe scare in game with Kansas City (9/21), suffering cervical sprain that caused momentary paralysis . . . Against Cincinnati (11/9), blocked Jim Breech field goal attempt, but later reinjured training camp hamstring injury . . . Sat out two of next three games before returning in substitute role in weeks #14 and 15, then was placed on injured reserve (12/15) prior to last game . . . **1985:** Had busy season, playing in both USFL and NFL . . . Started 17 of 18 games for Birmingham Stallions in USFL's spring season and ended up with 49 tackles (36, 13), four passes defended, and five QB sacks . . . Also started pair of playoff games for Stallions . . . Earned All-USFL honors from The Sporting News . . . Oilers held rights from 1984 draft and eventually signed with Houston (10/10) . . . Went on to play in 11 games with one start (vs. Kansas City, 11/3) . . . Finished with 29 total stops (15, 14) and had first NFL sack in that game with Chiefs . . . Was selected by Oilers with first of two second round picks (29th overall) in 1984.

COLLEGE: Played two seasons at East Carolina before following Head Coach Pat Dye to Auburn (sat out 1981 due to transfer) . . . Cumulative career statistics included 248 total tackles and seven QB sacks . . . In **senior** season, led Auburn defensive linemen with 97 tackles . . . Earned NEA Second Team All-America, AP Third Team All-America, and AP/UPI First Team All-Southeastern Conference . . . Also received invitations to play in East-West Shrine Game and Senior Bowl . . . Was Defensive Player of the Game in Senior Bowl with nine tackles and pair of pass deflections . . . Top games of '83 included 15 tackles against Texas and 13 versus Alabama . . . Contributed 73 tackles as a **junior** . . . In two seasons at East Carolina, finished with 78 total tackles and two sacks . . . Majored in adult education.

PERSONAL: Married to Becky, couple resides year-round in Houston with sons Doug Jr. (12/13/85), Harrison (11/4/87), and daughter Sierra (3/21/90) . . . Wife played professional basketball in Italy . . . Is actively involved in working with area YMCA's and Boy Scouts . . . Hobby is fishing . . . Lists favorite movie as "Platoon," favorite TV show as "The Cosby Show," and favorite book as "Rich Man/Poor Man" . . . Enjoys listening to Al Green . . . Is one of 14 children . . . Attended Pamlico County High School in Bayboro, North Carolina, lettering in football, baseball, basketball, and track . . . Full name is Arthur Douglas Smith, born June 13, 1959 in Bayboro.

NFL STATISTICS

YEAR	TEAM	G-S	TACK.	ASST.	TOTAL	FUM. REC.	FUM. FOR.	QB SACK.
1985	Houston	11-1	15	14	29	0	0	1
1986	Houston	13-7	22	29	51	0	1	2
1987	Houston	15-13	28	19	47	0	1	3½
1988	Houston	12-10	22	13	35	1	2	3
1989	Houston	15-13	17	6	23	0	0	1
1990	Houston	14-13	18	14	32	1	1	2
6-YEAR TOTALS		80-57	122	95	217	2	5	12½
PLAYOFFS		6-4	9	6	15	0	0	0

ADDITIONAL STATS

Blocked FG: vs. Cincinnati 11/9/86

Passes Defensed: 3 in 1986, 2 in 1987, 3 in 1988, 1 in 1989, 3 in 1990 for total of 12

Interception: vs. Washington 10/30/88

DEAN STEINKÜHLER

Tackle



70

Height 6-3
Weight 287
Born 1/27/61
College . . . Nebraska
How Acq. . . . D1, 1984
NFL 8th Year



1990: Despite injury-plagued season, still managed to play in 15 games with seven starts at right tackle . . . Was hampered all season by elbow injury that required off-season reconstructive surgery . . . Due to elbow, had 38-game starting streak snapped in 24-21 loss to 49ers October 7 as David Williams played RT . . . Was back in starting lineup following week as line helped offense roll up 48 points and 514 yards while not allowing a sack in 48-17 victory over Cincinnati October 14 . . . Final start of season came in week #8 in 17-12 loss to Jets October 28 . . . Primarily played only on field goal unit for remainder of season and playoffs due to injury which greatly limited mobility . . . Could possibly see some action at guard in '91.

PRO: Along with Warren Moon, has served as Oilers' offensive co-captain for last three seasons . . . Very tough player who provides valuable on-field leadership . . . **1989:** Started all 16 games for third time in six-year career . . . Was one of four Oiler offensive linemen to start every game (also Bruce Davis, Bruce Matthews, Mike Munchak) . . . Was key member of line that did not allow a QB sack in six games, the most sackless games by Oilers since 1978 . . . In loss to Cleveland (12/23), helped offense rack up 483 total yards, the club's most in six years (vs. Packers 9/4/83) . . . Started at usual RT spot in playoff loss to Steelers (12/31) . . . **1988:** Was starter in all 16 regular season games . . . Was named Oilers' offensive co-captain . . . Houston permitted just 24 QB sacks which tied for fourth fewest in NFL and was fewest allowed by Oilers since giving up 17 in 1978 . . . Prior to playoff loss at Buffalo (1/1/89), unit had only allowed seven sacks in previous nine games . . . Helped Oilers decrease sacks allowed by 50% over prior three seasons, from 48 in 1986 (3.0 per game) to 30 in '87 (2.0 per game) to 24 in '88 (1.5 per game) . . . Helped Houston's running game ranking in NFL improve from 19th in 1986 to 14th in '87 to fourth (tie) in '88 . . . Started both playoff contests . . . **1987:** Started 11 of 12 non-strike games, missing New Orleans contest (12/6) due to arch injury . . . Helped offensive line decrease QB sacks allowed by 37.5% over 1986 (48-30)

... Started both post-season matches as offensive line permitted just two sacks . . . **1986:** Was one of four offensive players to start all 16 games despite continued pain from previous knee injury . . . Was awarded Ed Block Memorial Courage Award for Oilers that recognizes "a player's courage in the pursuit of professional excellence" . . . Helped offensive line decrease QB sacks by 17.2% over 1985 . . . Start at right tackle in season-opening win at Green Bay (9/7) marked first time since November 4, 1984 that Houston's three drafted first round offensive linemen (Bruce Matthews, Mike Munchak) had played in same game. . . Underwent arthroscope following the season . . . **1985:** Did not see action in any games due to continuing rehabilitation of right knee injury . . . Was on active roster for first five games of season before being placed on injured reserve, then activated before season finale . . . Due to being on active roster for minimum of three games, '85 season does count towards "NFL Experience" category despite not playing in any games . . . **1984:** As a rookie, was shifted from guard to right tackle . . . Started first ten games of season at that position before suffering ligament and cartilage damage to right knee versus Pittsburgh (11/4) . . . Underwent surgery and was placed on injured reserve for remainder of campaign . . . Despite limited number of games played, was still selected by Pro Football Weekly to NFL's All-Rookie team . . . Was the third of three consecutive first round picks invested by Oilers in offensive linemen (Mike Munchak in '82, Bruce Matthews in '83) . . . Drafted by Houston in the first round (2nd overall, behind Nebraska teammate Irving Fryar) in 1984.

COLLEGE: Was a three-year starter during outstanding career at Nebraska . . . Played for freshman team in 1979, was red-shirted in '80, started at left guard in '81, and at right guard in '82 and '83 . . . Was selected First Team All-America as a **senior** by UPI, NEA, Walter Camp, Sporting News, Football Coaches, Football Writers, and College and Pro Football Newsweekly . . . In '83, also won the Outland and Lombardi trophies, symbolic of the best lineman in college football . . . Was also unanimous First Team All-Big Eight selection as well as being selected to play in Hula Bowl and Japan Bowl . . . Was co-captain in '83, one of most memorable plays came in Orange Bowl versus Miami on now-infamous "fumblerooski" . . . Picked up purposely fumbled ball and ran it 19 yards for a touchdown . . . Considered the best offensive lineman to play at Nebraska during era of current Head Coach Tom Osborne . . . Turned in the fastest 40-yard dash time ever for a Cornhusker lineman (under 4.7) . . . Majored in criminal justice.

PERSONAL: Married to Sue Ann (6/14/81), couple spends off-season in Palmyra, Nebraska with daughter Betsy (3/29/84) and sons Tyler (9/11/85) and Baker (7/12/89) . . . Charity involvement includes work with Ronald McDonald House, Special Olympics, and Cerebral Palsy . . . Is major stockholder in wood fabrication company called Central Plains Millwork . . . Hobbies include hunting and fishing . . . Lists favorite movie as "Dances with Wolves," favorite TV show as "Cheers," and favorite recording artist as Clint Black . . . Attended Sterling (Neb.) High School, lettering in football, basketball, and track . . . Saw action at five different positions for school's eight-man team and was selected as top defensive player in state in 1978 by Lincoln Journal Star . . . Full name is Dean Elmer Steinkuhler, born January 27, 1961 in Syracuse, Nebraska.

NFL STATISTICS

GAMES/STARTS: 1984: 10/10, 1985: 0/0, 1986: 16/16, 1987: 11/11, 1988: 16/16, 1989: 16/16, 1990: 15/7. **7-YEAR TOTALS: 84/76 (P-6/5)**

DEE THOMAS

Cornerback

36



Height 5-10
 Weight 176
 Born 11/7/67
 College . Nicholls State
 How Acq. . . D10, 1990
 NFL 2nd Year



1990: As a rookie, appeared in six games . . . Spent first six games of season on injured reserve due to elbow injury . . . Had been placed on IR September 5 . . . Was utilized on special teams and as extra DB in dime situations . . . Ended up with two tackles, two special teams tackles, and one pass break-up . . . Outstanding athlete with good versatility, can play either cornerback or safety . . . Played in first NFL regular season game in 17-12 loss to Jets October 28 . . . Got first league tackle on kickoff team against Rams November 4 . . . Was on two-man inactive list in weeks #7, 11, 12, and 14 . . . With Oilers holding decisive lead in eventual 58-14 win over Browns December 9, replaced Terry Kinard at FS in fourth quarter . . . Had a solo and a punt deflection in that contest . . . Saw action on special teams and as dime back in playoff loss at Cincinnati January 6 . . . Drafted by Oilers in tenth round (264th overall) in 1990.

COLLEGE: Played both cornerback and safety (and was on track team) during career at Nicholls State . . . That school has produced two players in recent Oiler history in LB Johnny Meads and C Jay Pennison . . . Four-year NSU statistics included 103 solos and 82 assists for 185 total tackles plus 12 interceptions and 23 passes defensed . . . Prior to **senior** campaign, was Division 1-AA Pre-Season All-America . . . Moved to free safety from cornerback and started ten games . . . Ended up season with 67 tackles (36, 31), four passes defensed, and one pick-off . . . Top tackle game of '89 came with nine against Delta State . . . **Junior** totals showed 42 total hits (25, 17), career-best five interceptions, and eight pass break-ups . . . Was Football News Honorable Mention All-America . . . Returned two of those pass thefts for touchdowns including 48-yarder versus Sanford and 70-yarder against Northern Arizona . . . Also had interceptions against Weber State and Texas Southern . . . Produced 31 tackles (19, 12), three interceptions, and team-high 12 passes defensed after becoming a starter as a **sophomore** . . . Also contributed five passes defensed . . . Returned pass theft 53 yards in victory over McNeese State . . . **Freshman** totals included 45 total stops (23, 22), six passes defensed, and three interceptions . . . In season finale, notched seven tackles and recovered a fumble in win over Weber State . . . Was redshirted as true freshman in 1985 . . . Majored in legal assistance studies.

PERSONAL: Single, spends off-season in Morgan City, Louisiana . . . Worked towards degree during this past off-season . . . Has donated considerable time to Sickle Cell Foundation and working with the elderly . . . Hobbies include water skiing, weightlifting, and playing ping-pong . . . Lists favorite movies as "Bloodsport" and "48 Hours," favorite TV show as "Cheers," and favorite book as "Bloods" . . . Enjoys listening to Tracy Chapman . . . Attended Central Catholic High School in Morgan City, lettering in football, basketball, baseball, track, and cross-country . . . Full name is Derward Heith Thomas, born November 7, 1967 in Morgan City, Louisiana.

NFL STATISTICS

YEAR	TEAM	G-S	TACK.	ASST.	TOTAL
1990	Houston	6-0	4	0	4
PLAYOFFS		1-0	0	0	0

ADDITIONAL STATS

Passes Defensed: 1 in 1990

LORENZO WHITE

Running Back



44

Height 5-11
Weight 222
Born 4/12/66
College . . Michigan St.
How Acq. . . . D1, 1988
NFL 4th Year



1990: Had best season of three-year Oiler career . . . Came from fourth-string on team's depth chart (behind Alonzo Highsmith, Mike Rozier, Allen Pinkett) at beginning of training camp to win job in club's one-back "Run 'N Shoot" offense . . . Started all 16 games and led team in rushing with career-best 702 yards on 168 carries (4.2 avg.) for eight touchdowns . . . Also was fifth on team (1st among backs) in receptions with 39 (previous best was 17) for 368 yards and four TDs . . . That marked most catches by a Houston RB since Butch Woolfolk's 80 in 1985 . . . Paced team with total of 12 TDs (4th AFC, 8th NFL), most scores by an Oiler since Earl Campbell got 12 in '83 . . . Led team in scoring with 72 points, thus marking first time since 1982 (Dave Casper's 36) that a non-kicker has paced team . . . Finished with 1070 rushing/receiving yards (8th AFC) . . . In individual games, led team in rushing in ten games and had pair of 100-yard efforts . . . First career start came in season-opening loss at Atlanta September 9 . . . Notched first-ever multi-TD game with first two career scoring receptions in 24-10 win over Colts September 23 . . . In Monday night 26-24 victory over Bills November 26, had career-best 125 yards rushing on 18 totes (7.0 avg.) while also catching five passes for personal-high 89 yards (including career-best 29 yarder) . . . Was named AFC Offensive Player of the Week . . . Rushing yards was most by an Oiler in two years (Rozier's 126 vs. Bengals 12/11/88) . . . Three of six longest career runs came in that game (including 22-yarder that was longest by an Oiler back in '90) as did three longest career catches (29, 28, 22 yds.) . . . In 58-14 rout of Browns December 9, ran for 116 yards on 18 attempts (6.4 avg.) while also rushing for four touchdowns . . . That was first time in two years any NFL back had four rushing TDs (Seattle's Curt Warner 12/11/88) and was only second time an Oiler had accomplished that feat (Earl Campbell 11/20/78) . . . Green Bay's Jim Taylor is only other back to do it against Cleveland . . . Had career-high six receptions for 58 yards in 27-10 triumph at Kansas City December 16 . . . In playoff-clinching 34-14 win over Steelers December 30, ran for 90 yards on 18 tries with one TD . . . Started in playoff loss at Cincinnati January 6.

PRO: Talented runner with speed and strength . . . **1989:** Played in all 16 games and was third on team's rushing chart with 349 yards on 104 carries and a team-best five rushing TDs . . . Also caught six passes for 37 yards and returned 17 kickoffs for 303 yards (17.8 avg., long 29) . . . Got first NFL rushing TD and first career catch in OT loss to Buffalo (9/24) . . . In 39-7 rout of Dolphins (10/1), led team with 97 yards on 17 carries while also

registering career-best 33-yard run . . . Scored winning TD on 12-yard run with 96 seconds left in game in 33-28 victory at Chicago (10/15) . . . In clutch 23-16 win in snowstorm in Pittsburgh (12/3), ran for Oiler season-high 115 yards (1st 100-yd. game by Oiler in 17 games) on 23 totes and scored winning TD on one-yard run with 21 seconds remaining in game . . . Ran seven times for 13 yards in playoff loss to Pittsburgh (12/31) . . . **1988:** As a rookie, saw action in 11 regular season games and finished fourth on team with 115 yards on 31 carries (3.7 avg.) while also returning eight KOs for 196 yards (24.5 avg.) and a TD . . . With starter Mike Rozier out (ankle) and Allen Pinkett starting, got first NFL action in 38-35 win over Raiders (9/11) and rushed four times for 28 yards including season-best 16-yarder . . . In loss to Steelers (12/4), returned third quarter Gary Anderson kickoff 90 yards for touchdown . . . That marked first time an Oiler had returned KO for TD in five years (Steve Brown, 93 yds. vs. Browns 12/11/83) . . . Played in both playoff games and gained 30 yards on 12 attempts and caught one pass (1 yd.), all in wild card win at Cleveland (12/24) . . . Scored TD in that game on fourth quarter one-yard run that put Oilers ahead to stay 21-16, . . . In post-season play, also returned six kickoffs for 99 yards . . . Was selected by Oilers in first round (22nd overall) in 1988.

COLLEGE: Considered one of the best running backs in Big Ten history . . . Finished four-year Spartan career with 4513 yards rushing on a Big Ten record 991 carries (4.6 avg.) and 41 touchdowns . . . Yardage total was second best in conference annals behind Ohio State's Archie Griffin and was 13th on all-time NCAA list . . . Reception totals showed 37 catches for 265 yards . . . Also added 91 rushes for 374 yards and two TDs in three bowl games . . . In career, had 22 100-yard games and 15 100-yard halves . . . As a **senior**, honors included First Team All-America from UPI, Football Coaches Association, Football Writers, Walter Camp Foundation, Football News, and Gannett . . . Also was First Team All-Big Ten, Big Ten Player of the Year, and was fourth in Heisman Trophy balloting . . . Earned invitations to Japan Bowl and East-West Shrine Game . . . As team co-captain in 1987, ran for 1459 yards on 322 attempts (4.5 avg.) and 14 TDs, an average of 132.6 yards per game (6 100-yd. games) . . . Also finished second on the team with 12 catches for 115 yards . . . Top senior game came versus Indiana with personal-best 292 yards and two scores on Big Ten single-game record of 56 carries . . . Ran for 113 yards and pair of touchdowns in Rose Bowl versus USC . . . Slowed by injuries as a **junior**, was named Second Team All-Conference with team-leading 633 yards on 164 carries and six scores . . . Best game of '86 came with 192 yards and three TDs on 26 rushes in win over Western Michigan . . . Enjoyed banner **sophomore** campaign, establishing Big Ten records for rushing yards (1908, 4th in NCAA annals) and attempts (386) to go with 17 TDs . . . Averaged 4.9 yards per carry and 173.5 per game while leading the nation in rushing (highest total ever for a sophomore) . . . Earned First Team All-America and First Team All-Big Ten accolades while finishing fourth in Heisman Trophy race . . . Had four 200-plus yard games in '85 including 286 yards and three scores in win over Indiana (left game with 14:29 left in 3rd qtr.) . . . Other 200-plus yard games came against Iowa (226), Purdue (244, 2 TDs), and Northwestern (223) . . . In 1984, set MSU **freshman** rushing record with 513 yards and four TDs, with 412 of those yards coming in last four games . . . Had Spartan freshman record 170 yards against Northwestern . . . Majored in communications.

PERSONAL: Single, splits off-season between Houston and Ft. Lauderdale, Florida . . . Has been active in Big Brothers/Big Sisters and "Say No to Drugs" programs . . . Hobby is listening to music . . . Lists favorite movie as "48 Hours," favorite TV show as "The Cosby Show," and favorite recording artist as Luther Vandross . . . Attended Dillard High School in Ft. Lauderdale, lettering in football, baseball, and track . . . Rushed for 3500 yards and 34 touchdowns in H.S. career, and was All-State selection and

Florida Prep Player of the Year as a senior . . . Full name is Lorenzo Maurice White, born April 12, 1966 in Hollywood, Florida.

NFL STATISTICS

YEAR	TEAM	RUSHING						RECEIVING				
		G-S	ATT.	YDS.	AVG.	LG	TD	NO.	YDS.	AVG.	LG	TD
1988	Houston	11-0	31	115	3.7	16	0	0	0	0	0	0
1989	Houston	16-0	104	349	3.4	33	5	6	37	6.2	11	0
1990	Houston	16-16	168	702	4.2	22	8	39	368	9.4	29	4
3-YEAR TOTALS		43-16	303	1166	3.9	33	13	45	405	9.0	29	4
PLAYOFFS		4-1	23	45	2.0	5	0	1	5	5.0	5	0

ADDITIONAL STATS

Kickoff Returns: 8 for 196 yds., 24.5 avg., long 90t in 1988; 17 for 303 yds., 17.8 avg., long 29 in 1989 for total of 25 for 499 yds., 20.0 avg., long 90t

DAVID WILLIAMS

Tackle

73

Height 6-5
 Weight 292
 Born 6/21/66
 College Florida
 How Acq. D1, 1989
 NFL 3rd Year



1990: In second NFL season, became important member of Oilers' offensive line . . . Played in 15 games and started nine including season's final eight at right tackle due to elbow injury to Dean Steinkuhler . . . Despite being thrown into starting role, coaches were pleased with performance . . . Early in season, saw some action at tight end in short yardage situations . . . In season-opener at Atlanta September 9, replaced Don Maggs at LT when Maggs suffered foot injury . . . Got first NFL start in place of Steinkuhler in 24-10 loss to 49ers October 7 . . . Sat out only game of campaign due to knee injury in 48-17 win over Bengals October 14 . . . Was inserted into starting lineup for remainder of season beginning in week #8 loss to Rams November 4 . . . Helped offense generate club-record 58 points in win over Cleveland December 9 and was key member of offense that racked up 563 yards in victory at K.C. the following Sunday . . . Started at RT in post-season loss at Cincinnati January 6.

PRO: Very strong, is exceptional run blocker who continues to improve in pass protection ability . . . **1989:** As a rookie, appeared in 14 games with no starts, seeing action on special teams and at tackle . . . Got playing time at tackle in season-opening loss at Minnesota (9/10) following injuries to Jay Pennison and Mike Munchak . . . Was on team's inactive list for successive games against Pittsburgh and Cleveland (10/22, 10/29) . . . Had most playing time of season at tackle in place of injured Bruce Davis (thigh) in loss at K.C. (11/26) . . . Was on two-man inactive list for playoff loss to Steelers (12/31) . . . Drafted by Oilers in first round (23rd overall) in 1989.

COLLEGE: Is one of finest linemen in Florida history . . . After redshirt season in 1984, won job as a freshman and started 46 straight games . . . As a **senior**, earned First Team All-Southeastern Conference honors and was also named on several All-America teams . . . Also played in East-West Shrine Game . . . UF's line permitted just 13 QB sacks in '88 . . . Was key blocker for Heisman Trophy candidate Emmitt Smith (Cowboys) . . . Started all 12 games at left tackle and was team captain . . .

Gators defeated Illinois in All-American Bowl . . . In **junior** season, was AP Second Team All-SEC and also Football News Second Team All-America . . . Saw action in more plays than any other offensive player . . . Gator running attack averaged 176.7 yards per contest including 348 against Mississippi State that was Florida's highest total in ten years . . . Gators accounted for 573 yards of total offense in that game, the second highest total in SEC history . . . UF earned invitation to Hula Bowl, losing to UCLA . . . **Sophomore** campaign included Football News First Team All-America Sophomore honors . . . Started every game at left tackle and participated in more plays than any other offensive player . . . Was recipient of UF's Jimmy Kynes Award to player who best displays mental and physical toughness throughout the season . . . Was the only Gator **freshman** to start all 11 games in 1985 . . . Showed durability by tying for team lead in plays participated in . . . Was named Football News Second Team Freshman All-America while helping Gators rank 19th in nation in total offense . . . Is one semester short of B.A. in recreation

PERSONAL: Married to Debi (6/17/89), couple lives year-round in The Woodlands, Texas . . . Has been an active volunteer for Special Olympics and the Houston Food Bank . . . Hobbies include fishing, hunting, and playing golf . . . Lists favorite movie as "The Untouchables," favorite TV show as "Coach," and favorite book as "Patton" . . . Enjoys listening to ZZ Top and Van Halen . . . Attended Lakeland (Fla.) High School, lettering in football, basketball, and weightlifting . . . Set state H.S. record with bench press of 415 lbs . . . Was First Team Parade All-America and was top lineman in Florida . . . Full name is David Wayne Williams, born June 21, 1966 in Lakeland, Florida.

NFL STATISTICS

GAMES/STARTS: 1989: 14/0, 1990: 15/9. **2-YEAR TOTALS:** 29/9
(P-1/1)



1991 DRAFT CHOICES

RD.	NO.	PLAYER	POS.	HT.	WT.	BIRTH-DATE	COLLEGE
2a	28	Mike Dumas	S	5-11	178	3/18/69	Indiana
2b	38	Darryll Lewis	CB	5-9	193	12/16/68	Arizona
2c	44	John Flannery	C	6-3	304	1/3/69	Syracuse
3a	71	Steve Jackson	CB	5-8	182	4/8/69	Purdue
3b	79	Kevin Donalley	T	6-5	290	6/10/68	North Carolina
4a	101	David Rocker	DT	6-4	267	3/12/69	Auburn
4b	102	Marcus Robertson	CB	5-11	197	10/2/69	Iowa State
5	129	Gary Wellman	WR	5-9	173	8/9/67	Southern Cal
7	183	Kyle Freeman	LB	6-1	234	11/22/65	Angelo State
8	214	Gary Brown	RB	5-11	218	7/1/69	Penn State
9	240	Shawn Jefferson	WR	5-11	172	2/22/69	Central Florida
10	267	Curtis Moore	LB	6-1	247	11/2/67	Kansas
11	294	James Smith	S	6-2	211	11/18/69	Richmond
12	325	Alex Johnson	WR	5-9	167	8/18/68	Miami (Fla.)

GARY BROWN

Running Back



33


Height 5-11
 Weight 218
 Born 7/1/69
 College . . . Penn State
 Draft 8, 214th



COLLEGE: Multi-talented player who saw action at both running back and safety during career at Penn State . . . Also is exceptional special teams player . . . Three-year totals as RB included 260 carries for 1321 yards (5.1 avg.) and 11 TDs . . . Also caught 24 passes for 264 yards (11.0 avg.) and one score, and had 38 kickoff returns for 920 yards (24.2 avg., long 95) . . . Totals as DB (all as junior except 3 tackles) showed 24 solos and 13 assists for 37 total hits, two fumble recoveries, a sack, and four passes defended . . . Returned to tailback during spring drills prior to **senior** season . . . Rushed 82 times for 359 yards (2nd on team, 4.4 avg.) and two scores while catching ten balls for 93 yards . . . Also returned eight kickoffs for 344 yards and 43.0 average and led nation in that category prior to injury . . . Was selected to play in Senior Bowl . . . Missed four games due to severe toe injuries incurred against Boston College . . . Enjoyed top game of season with 105 yards on 16 carries (1 TD) in 48-10 win over Temple . . . Broke 23-year-old school record with 205 yards on five kickoff returns including 95-yarder versus Texas . . . Moved from tailback to strong safety during spring practice before **junior** year and ended up sharing starting job (4 starts) . . . In only full-time season as defensive player, contributed 34 tackles (21, 13) . . . Had season-high eight tackles in 17-0 whitewash of Rutgers, then had six stops and only sack of career in victory over Temple . . . Against Brigham Young, stole ball from QB Ty Detmer and ran 53 yards for game-winning TD in Holiday Bowl . . . As a **sophomore**, shared starting tailback job with Leroy Thompson and Sean Redman due to injury to Blair Thomas . . . Led team with 689 yards on 136 totes (5.1 avg.) and six TDs while also catching 11 balls for 152 yards (13.8 avg.) and one score . . . Returned 22 kickoffs for 427 yards (19.4 avg.) plus a tackle and two fumble recoveries . . . Scored three TDs (2 rush., 1 rec.) in 41-14 win over Virginia . . . Ran for 102 yards on 17 attempts (1 TD) in win over Maryland . . . Backed up Thomas as a **freshman**, gaining 273 yards on 42 tries (6.5 avg.) . . . First career TD came on 36-yard run against Cincinnati . . . Ran for 94 yards on just five

carries including 80-yarder against Syracuse . . . Started for injured Thomas in Citrus Bowl versus Clemson and ran for 51 yards . . . Majored in rehabilitation education

PERSONAL: Single, spends off-season in Williamsport, Pennsylvania . . . Spent off-season working towards degree . . . Hobby is reading . . . Lists favorite movie as "Scarface," favorite TV show as "The Odd Couple," and favorite book as Tony Dorsett's "Runnin' Tough" . . . Enjoys listening to Run DMC . . . Attended Williamsport Area (Pa.) High School, lettering in football and track . . . Was Pennsylvania's High School Player of the Year in 1986 . . . In H.S. career, gained 4111 yards and scored 74 touchdowns . . . Was member of state championship 400-meter relay team . . . Full name is Gary Leroy Brown, born July 1, 1969 in Williamsport, Pennsylvania.

KEVIN DONNALLEY		
Tackle	77	
		

COLLEGE: Excellent drive blocker with good quickness off the ball . . . Began college career at Davidson before transferring to North Carolina for 1989 junior season . . . As a **senior**, earned Football News Honorable Mention All-America and First Team All-ACC accolades . . . Was also an Academic All-America selection . . . Was Tar Heels' starter at left tackle and had highest season grade-out of any UNC lineman . . . Racked up five "knock-down" blocks in helping team roll up 302 rushing yards in 56-0 win over Appalachian State . . . Had six "knockdowns" as Carolina offense amassed 520 yards in 34-10 victory over Maryland . . . Was a Second Team All-ACC choice as a **junior** . . . In first game as Tar Heel, registered eight "knockdowns" as UNC ran for 318 yards and had 533 total yards in 49-7 win over VMI . . . Did not play in 1988 under NCAA transfer rules, playing both left and right tackle on Tar Heel scout team . . . Played for Davidson as a **sophomore**, seeing action at both guard and tackle . . . Was considered top offensive lineman for team despite DC's failure to win a game . . . Played sparingly as a **freshman** . . . Holds B.A. in economics.

PERSONAL: Single, spends off-season in Raleigh, North Carolina . . . Finished school during off-season . . . While at North Carolina, did charity work with local children's hospitals as well as with other community service groups set up through UNC athletic department . . . Hobbies include water sports, playing basketball, and going to the beach . . . Lists favorite movie as "Rocky" and favorite TV show as "Cheers" . . . Enjoys listening to Eric Clapton, The Rolling Stones, and The Who . . . Was recipient of two graduate scholarships, one from the NCAA and one from National Football Foundation . . . Had brothers Brian and Rick who also played for North Carolina . . . Rick was All-America who played in NFL from 1981-86 (Steelers, Redskins, Chargers) . . . Upon H.S. graduation, weighed only 220 and consumed 6000 calories per day during freshman year at Davidson to gain weight . . . Attended Athens High School in Raleigh, North Carolina, lettering in football, track, and basketball . . . Played both guard and defensive end in H.S. . . . Full name is Kevin Thomas Donnalley, born June 10, 1968 in St. Louis, Missouri.

MIKE DUMAS

Safety

38



Height 5-11
 Weight 178
 Born 3/18/69
 College Indiana
 Draft 2a, 28th

COLLEGE: Outstanding pass defender with amazing hitting ability for size . . . Also is excellent special teams player who holds Indiana record for blocked kicks in a career with nine . . . Played cornerback for Hoosiers until regular season finale of junior season . . . Was IU's free safety from that point on . . . Very fast, has been timed in 4.37-4.55 range in 40-yard dash . . . Four-year Indiana totals included 157 solos and 49 assists for 206 total tackles to go with five interceptions, 13 passes defended, six fumble recoveries, and one forced fumble . . . Also returned seven punts for 91 yards (13.0 avg.) . . . Was First Team All-Big Ten and Football News Second Team All-America as a **senior** free safety, finishing second on team with career-high 102 tackles on 77 solos and 25 assists . . . Also had personal best three pick-offs for 152 return yards (2nd in school history) . . . Along with Oiler draftees Darryll Lewis and Steve Jackson, was a semi-finalist for Jim Thorpe Award (nation's outstanding DB) . . . Also was team's Most Valuable Player . . . Had a career-best 17 tackles (12, 5) in loss to Michigan State and had 12 stops versus Illinois and Minnesota . . . Established IU record with 99-yard interception return (did not score) in win over Purdue, surpassing Tim Wilbur's previous mark of 98 yards (vs. Michigan State, 1978) . . . Versus Auburn in Peach Bowl, recorded 14 tackles, four passes defended, and blocked a punt . . . **Junior** honors included AP First Team All-Big Ten plus Honorable Mention All-America . . . Stats showed 39 solos and nine assists for 48 total hits, plus two interceptions, four blocked kicks, two TDs, and a safety . . . Started first ten games at CB before shift to FS prior to finale against Purdue . . . Was Sports Illustrated and Sporting News National Defensive Player of the Week in win over Toledo by blocking two punts to score a TD and a safety while also intercepting a pass . . . Also blocked a punt and returned it 28 yards for a touchdown in game with Illinois . . . Started all 11 games at cornerback as a **sophomore**, ending up with 26 solos and 12 assists, three blocked punts, and five passes defended . . . Had pair of blocked punts in victory over Kentucky and added another against Illinois . . . Had season-best eight tackles plus a fumble recovery in Liberty Bowl versus South Carolina . . . In 1987, was IU's only true **freshman** to earn a letter . . . Contributed 15 solos and three assists plus two fumble recoveries (both on kick returns to set up TDs vs. Illinois) . . . Became a starter in final game of season versus Purdue and also started Peach Bowl against Tennessee . . . Majored in sports marketing/management

PERSONAL: Single, spends off-season in Alto, Michigan . . . Spent off-season working towards degree . . . Hobbies include playing basketball and tennis . . . Lists favorite movie as "The Untouchables," favorite TV show as "In Living Color," and favorite book as James Brown's autobiography . . . Enjoys listening to Mariah Carey . . . Attended Lowell (Mich.) High School, lettering in football, basketball, and track . . . Was two-time H.S. conference MVP and was also Michigan Player of the Year as an all-state tailback/safety . . . Full name is Michael Dion Dumas, born March 18, 1969 in Grand Rapids, Michigan.

JOHN FLANNERY

Center



55

Height 6-3
 Weight 304
 Born 1/3/69
 College Syracuse
 Draft 2c, 44th



COLLEGE: Touted as the top center eligible for this year's draft . . . Huge presence in center of line with outstanding speed (4.98 in 40) for size . . . Can also handle deep snapping duties . . . As a **senior** co-captain, was Football News Second Team All-America and AP First Team All-East . . . Was a semi-finalist for Outland and Lombardi trophies . . . Had six "knockdowns" as Orangemen racked up 289 yards rushing and 508 total yards in 49-14 win over Vanderbilt . . . Again had six "knockdowns" as Syracuse had 335 yards on the ground and 503 overall versus Rutgers . . . **Junior** honors included Football News First Team All-America and Sporting News Honorable Mention . . . Was key member of line that allowed offense to record 575 yards in contest with Rutgers . . . In **sophomore** season, was Sporting News Honorable Mention All-America and AP All-East selection . . . Had been moved from guard to center prior to spring drills . . . Did not permit opponent to record a tackle against Ohio State . . . Credited with five "knockdowns" as Orangemen ran for 259 yards and totaled 541 in first SU triumph at Boston College in ten years . . . Was surprise starter for Syracuse in ten games at guard in **freshman** season . . . Missed Virginia Tech game due to ankle injury . . . Was key blocker in Orange offense that was led by former Oiler QB Don McPherson . . . Helped SU gain 560 yards in 52-6 trouncing of Colgate . . . Was redshirted as incoming freshman . . . Has B.S. in political science and is currently working on master's in elementary education.

PERSONAL: Single, spends off-season in Pottsville, Pennsylvania . . . Has donated considerable time to Multiple Sclerosis Foundation . . . Hobbies include playing golf, hunting, and fishing . . . Lists favorite TV show as "The Simpsons," favorite book as "The Sins of a Father," and favorite recording artist as Bruce Springsteen . . . Attended Pottsville (Pa.) High School, lettering in football and wrestling . . . Was a center and defensive tackle in H.S. . . . Was state heavyweight wrestling champion as a senior . . . Full name is John Joseph Flannery, born January 13, 1969 in Pottsville, Pennsylvania.

KYLE FREEMAN

Linebacker



58

Height 6-1
 Weight 234
 Born 11/22/65
 College Angelo State
 Draft 7, 183rd



COLLEGE: Has good speed, strength, and pass-rush skills . . . Plays with all-out effort and also excels on special teams . . . Outstanding speed for size, has been timed in 40 in 4.5 . . .

Played defensive end in college but is projected at linebacker in NFL . . . Enrolled in college in 1985, but did not play football until '89 . . . Was track star prior to playing football . . . Two-year Angelo State statistics included 43 solos and 33 assists for 76 total tackles, 18 QB sacks, and two fumble recoveries in 20 games . . . As a **senior**, played nine games at DE with 41 tackles (16, 25) and seven sacks . . . Was First Team All-Lone Star Conference and Second Team Division II All-America . . . Racked up nine tackles against Texas A&I . . . Versus Central State (Okla.), had four tackles including pair of sacks, then had another two QB drops in game with Abilene Christian . . . Played all 11 games as a **junior**, ending up with 35 total hits (27, 8), team-leading 11 sacks, and a pair of fumble recoveries . . . Got first sack of career that preserved 31-28 victory over Lamar . . . Had two sacks and a fumble recovery in 52-6 beating of West Texas State . . . In Division II playoffs, enjoyed outstanding game against Cal-Davis with nine tackles, two sacks, and a forced fumble . . . Had total of 15 tackles and three sacks in all playoff action in '89 . . . Was a four-year letterman for Rams' track team, posting career bests of 60-4 in shot put, 181-7 in the discus, and 183-2 in the hammer throw . . . Qualified for at least one event in Division II national championship track meet in all four seasons . . . As a senior, won national shot put title, and as a junior, finished second in shot put, fourth in hammer, and fifth in discus . . . Has B.S. in kinesiology and was enrolled in graduate school during 1990 football season.



PERSONAL: Married to Sonya (5/19/90), couple spends off-season in San Angelo, Texas . . . Spent off-season helping father in oil leasing business in Snyder, Texas . . . Participated in several community projects through Angelo State athletic department . . . Hobby is weight lifting . . . Lists favorite movie as "Rocky IV," favorite TV show as "Unsolved Mysteries," and favorite recording artist as AC/DC . . . Brother Mike played LB/DE for Eastern New Mexico and Texas Tech . . . Attended Snyder (Tex.) High School, lettering in football, track, and basketball . . . Full name is Kyle Ray Freeman, born November 22, 1965 in Snyder, Texas.

STEVE JACKSON		
Cornerback	24	
		
	Height 5-8	
	Weight 182	
	Born 4/8/69	
	College Purdue	
	Draft 3a, 71st	

COLLEGE: Was a four-year starter at cornerback who has great speed (4.38 in 40-yard dash) and leaping ability . . . Career statistics included 154 solos and 17 assists for 171 total tackles, three interceptions, a school-record 35 passes defended, three forced fumbles, and three blocked kicks . . . In **senior** season, was named AP Honorable Mention All-America and Gannett First Team All-America plus All-Big Ten . . . Was semi-finalist for Jim Thorpe Award, team's MVP, and co-captain . . . Playing LCB, contributed career-best 82 tackles (65, 17), two forced fumbles, and pair of pick-offs . . . Played last eight games of campaign with broken hand . . . Had 12 tackles against Notre Dame, 11 stops versus Michigan, and season-best 16 in game with Iowa . . . Interceptions came against Ohio State and Northwestern . . . Was AP Honorable Mention All-Big Ten as a **junior** with 61 solos and four assists plus personal high 15 pass break-ups (led Big Ten) and three kick blocks . . . Notched season-high 11 hits and an interception versus Michigan State . . . Punt blocks came in games with Illinois, Michigan, and Iowa . . . **Sophomore** honors in-

cluded UPI Honorable Mention All-Big Ten after starting ten games at LCB and finishing with 45 tackles (40, 5) and two interceptions . . . Had five tackles, a fumble recovery and first career pick-off against Ohio State . . . Had season-best eight tackles against Minnesota with other pass theft coming versus Michigan State . . . As true **freshman**, started seven games at RCB and notched 61 tackles (53, 8) and ten passes defended . . . Had nine stops versus Notre Dame and season-high 11 against Michigan State . . . Majored in advertising.

PERSONAL: Single, lives in Houston year-round . . . Worked towards degree in off-season . . . Has donated considerable time to Houston chapter of "Just Say No to Drugs" . . . Hobbies include playing chess and reading . . . Lists favorite movie as "The Five Heartbeats," favorite TV show as "A Different World," and favorite book as the biography of Malcolm X . . . Enjoys listening to Alex Bugnon . . . Has brother John who is a DB/RB at Purdue . . . Attended Klein Forest High School in Houston, lettering in football and track . . . Was a wide receiver and cornerback in H.S. . . . Full name is Steven Wayne Jackson, born April 8, 1969 in Houston.

SHAWN JEFFERSON		
Wide Receiver	15	
	Height 5-11 Weight 172 Born 2/22/69 College Central Florida Draft 9, 240th	

COLLEGE: Excellent blocker for size who is deep threat with outstanding speed (4.45 in 40) . . . Three-year career numbers included 67 catches for 1087 yards (16.2 avg.) and 11 touchdowns . . . Also rushed six times for 26 yards and returned 39 kickoffs for 782 yards (20.1 avg.) . . . Following **senior** season, was named to Super Sleeper team for NFL draft . . . Caught 28 balls with career highs in yards (509) and TDs (6) . . . Also returned 14 KOs for 306 yards (21.9 avg.) . . . Added ten receptions for 163 yards and one score in Division II playoffs . . . In 49-14 victory over Southern Illinois, snagged three balls for 135 yards and two TDs including 76-yarder . . . In 52-39 win over William and Mary in playoffs, had five catches for 111 yards (76 yd. TD) plus five KORs for 114 yards . . . In **junior** campaign, played in every game and had 31 catches for 399 yards and four scores . . . Opened season with career-best nine receptions for 81 yards versus Bethune-Cookman . . . Against East Tennessee State, caught five balls for 119 yards and pair of scores (58, 9 yds.) . . . Was a reserve in **sophomore** season, catching eight passes for 179 yards (22.4 avg.) and returning 16 kickoffs for 320 yards (20.0 avg.) . . . First UCF touchdown came on 41-yard catch against Georgia Southern . . . Was redshirted as **freshman** . . . Majored in business administration.

PERSONAL: Single, spends off-season in Raleigh, North Carolina . . . Has donated considerable time to Boys Clubs of America . . . Hobby is reading . . . Lists favorite movie as "Silence of the Lambs," favorite TV show as "Cheers," and favorite recording artist as Luther Vandross . . . Attended Raines High School in Jacksonville, Florida, lettering in football, track, and basketball . . . Full name is Vanchi LaShawn Jefferson, born February 22, 1969 in Jacksonville, Florida.

ALEX JOHNSON

Wide Receiver

12



Height 5-9
 Weight 167
 Born 8/18/68
 College Miami (Fla.)
 Draft 12, 325th

COLLEGE: Possesses blazing speed, was fastest player on speedy Miami team with time of 4.32 in 40-yard dash . . . Unselfish performer who played both running back spots, returned kickoffs, and filled other various holes during UM career . . . Is expected to be converted to wide receiver by Oilers . . . Played in 44 games during Hurricane tenure, finishing with 170 carries for 811 yards (4.8 avg.) and eight TDs . . . Also caught 14 balls for 99 yards (7.1 avg.) and returned ten kickoffs for 180 yards (18.0 avg.) . . . As a **senior**, was one of four fullbacks used in Miami's shuttle system . . . Contributed 281 yards on 60 attempts (4.7 avg.) for four TDs and caught eight passes for 81 yards (10.1 avg.) . . . Missed Iowa game due to ankle sprain . . . Had career-high 40-yard run versus Brigham Young . . . Ran for 47 yards and scored pair of touchdowns (5, 2 yds.) in 42-12 win over Boston College . . . Gained most yards as a **junior** FB with 347 on 62 totes (5.6 avg.) and three scores . . . Picked up 65 yards including 38-yard TD in victory over Michigan State . . . Top game of 'Cane career came with 111 yards on 15 carries (1 TD) in triumph over East Carolina . . . One of top personal moments came in 33-25 Sugar Bowl win over Alabama by running over Tide LB Keith McCants for three-yard TD despite 85 lb. weight difference . . . Spent **sophomore** campaign as reserve halfback and had 124 yards on 29 rushes (4.3 avg.) and one score . . . First career touchdown came on 16-yard scamper in 44-3 rout of LSU . . . Was one of nine true **freshmen** to letter, chalking up 59 yards on 19 runs for team that won national championship . . . Holds B.A. in criminal justice.

PERSONAL: Single, spends off-season in Naranja, Florida . . . Worked towards degree in off-season . . . Hobbies include fishing and listening to oldies . . . Lists favorite movies as "The World of Suzie Wong" and "The Ten Commandments," favorite book as the autobiography of Kareem Abdul-Jabaar, and favorite recording artist as Otis Redding . . . Attended Homestead (Fla.) High School, lettering in football and track . . . Finished second in state championships with 9.5 in 100-meter dash . . . Full name is Alex Dexter Johnson, born August 18, 1968 in Miami.

DARRYLL LEWIS

Cornerback

29



Height 5-9
 Weight 193
 Born 12/16/68
 College Arizona
 Draft 2b, 38th

COLLEGE: Very strong for size, has outstanding coverage and big play abilities . . . Actually played running back for redshirt

and freshman seasons before conversion to cornerback . . . Three-year Wildcat CB totals included 105 solos and 41 assists for 146 total tackles, 14 interceptions, 18 passes defensed, five fumble recoveries, and five forced fumbles . . . Also had 53 punt returns for 463 yards for an 8.7 average . . . As a **senior**, was consensus First Team All-PAC 10 choice and was also Second Team All-America at LCB . . . Named by Sporting News as hardest hitting DB in PAC-10 (5th in nation) . . . Was finalist for Jim Thorpe Trophy (nation's outstanding DB) and was also conference's Co-Defensive Player of the Year, racking up 32 solos and 16 assists to go with seven pick-offs (192 return yds. was U of A record), 11 pass break-ups, and pair of TDs . . . Had 22 punt returns for 220 yards (10.0 avg.) . . . Was PAC-10 Defensive Player of the Week against Oregon, USC, and UCLA . . . Versus Ducks, intercepted pair of passes (1 ret. 52 yds. for TD) and tackled QB on fourth down play at one-yard line with nine seconds left to preserve 22-17 win . . . Against Bruins, picked off pass and raced 70 yards for TD with 50 seconds remaining to give Arizona 28-21 win . . . Nabbed two interceptions in 35-26 besting of USC . . . Earned Second Team All-PAC 10 accolades as a **junior** . . . Started every game and notched 39 solos and 15 assists, five interceptions, plus career-best three fumble recoveries and three forced fumbles . . . Returned 22 PRs for 152 yards (6.9 avg.) . . . Had season-best 11 tackles against Oregon and picked off pair of passes in 23-21 edging of Washington State . . . During spring practice prior to **sophomore** season, shifted from RB to CB . . . Started every game of campaign, finishing with 34 solos and ten assists to go with pair of pick-offs and nine PRs for 91 yards . . . Had blocked punt and interception of Troy Aikman pass versus UCLA . . . Had ten starts at running back as a **freshman**, gaining 197 yards on 46 carries (4.3 avg.) for three TDs while also catching 16 passes (2nd on team) for 272 yards (17.0 avg.) and one score . . . Ran for 59 yards (7 att., 1 TD) and caught three passes for 54 more in win over Oregon State . . . Was redshirted as incoming freshman in 1986 . . . Majored in sociology.

PERSONAL: Single, spends off-season in West Covina, California . . . Hobby is going to movies . . . Has twin brother who played college baseball . . . Very quiet, did not tell Arizona sports information department that they were misspelling his first name until senior season . . . Lists favorite movie as "Silence of the Lambs," favorite TV shows as "Cheers" and "A Different World," and favorite recording artist as Luther Vandross . . . Attended Nogales High School in West Covina, lettering in football and baseball . . . Was CB and RB (1423 yds., 9.1 avg. as senior) in H.S. and was conference Co-MVP in final season . . . Was team captain in both football and baseball . . . Full name is Darryll Lamont Lewis, born December 16, 1968 in Bellflower, California.

CURTIS MOORE

Linebacker

50



Height 6-1
 Weight 247
 Born 11/2/67
 College Kansas
 Draft 10, 267th



COLLEGE: Intelligent player, is very physical performer with surprising quickness for size . . . Originally was walk-on at Kansas and finished career as Jayhawks' fourth all-time leading tackler despite playing only three seasons . . . Three-year statistics included 243 solos and 107 assists for 350 total tackles, one interception, 12 passes defensed, and a fumble recovery . . . As a

senior, was Honorable Mention All-Big Eight and was also Academic All-Big Eight . . . Played in nine games, missing Miami and Colorado contests due to thumb injury . . . Ended up with 77 total hits (50, 27) and seven pass break-ups . . . Had season-high 14 tackles in 34-34 tie with Iowa and also racked up 12 hits against Kansas State in first game back from injury . . . Missed entire **junior** campaign after suffering ruptured anterior cruciate ligament in left knee . . . Underwent reconstructive surgery . . . Enjoyed best statistical season as a **sophomore**, contributing career-best 170 tackles (tops in Big Eight, 4th best in KU history) including 129 solos and 41 assists plus five pass bat-downs . . . Had 14 or more tackles in five games . . . Was Second Team All-Big Eight selection . . . Notched 17 tackles in season-opener against Baylor . . . Had career-high and tied school record with 25 tackles against Iowa State, then repeated that feat versus Missouri . . . That equaled previous mark held by Steve Towle (1974) and Willie Pless (1984) . . . Was Big Eight Newcomer of the Year and Honorable Mention All-Conference as a **freshman**, starting ten games and being credited with 103 tackles (64, 39) . . . Missed Oklahoma start due to ankle sprain . . . Notched at least ten tackles in six games with a high of 12 in game with Kansas State . . . Was redshirted after joining team as true freshman walk-on . . . Began at KU as a safety but was shifted to linebacker . . . Holds B.A. in economics.



PERSONAL: Single, spends off-season in Wichita, Kansas . . . Was enrolled in graduate school during off-season . . . Hobbies include lifting weights and playing basketball . . . Lists favorite movie as "Die Hard," favorite TV show as "Coach," and favorite recording artist as Easy E . . . Attended Northwest High School in Wichita, lettering in football, soccer, and basketball . . . Played only two H.S. seasons due to knee injury . . . Full name is Curtis Alan Moore, born November 2, 1967 in Wichita.

MARCUS ROBERTSON		
CB/S	30	
		

COLLEGE: Could be converted by Oilers to strong safety . . . Possesses good leaping ability and quickness, plays the run effectively and has excellent coverage technique . . . Has run sub-4.5 in 40-yard dash . . . Four-year totals included 155 solos and 102 assists for 257 total hits, six interceptions, 22 passes defended, nine forced fumbles, and five fumble recoveries . . . Also had 48 punt returns for 267 yards (5.6 avg.) . . . As a **senior**, despite missing final three games due to broken leg, still earned Honorable Mention All-America and Second Team All-Big Eight honors . . . As team captain, had 47 tackles (30, 17), three forced fumbles, and a pick-off . . . Had a forced fumble and a fumble recovery against both Kansas and Northern Iowa . . . Earned First Team All-Big Eight accolades as starting **junior** at LCB . . . Stats showed career highs in total tackles (89, 2nd on team), solos (56), assists (33), and passes defended (11) to go with three forced fumbles . . . Had 11 tackles and forced a fumble in game with Iowa and had matching number of hits versus Oklahoma . . . In **sophomore** season, was selected Honorable Mention All-Big Eight by league coaches . . . Started every game at left corner and had 70 tackles (41, 29) and led team with personal-high three pick-offs . . . Had season-best nine tackles plus an interception against Col-

orado . . . Became a starter during **freshman** year and had 28 solos and 23 assists plus ten PRs for 67 yards . . . Had season-high eight tackles and first collegiate pick-off versus Nebraska . . . Majored in industrial engineering

PERSONAL: Single, spends off-season in Pasadena, California . . . Worked towards degree in off-season . . . While in school, did work for Iowa Special Olympics . . . Hobbies include horseback riding, fishing, and playing basketball . . . Lists favorite movie as "Lethal Weapon," favorite TV shows as "A Different World" and "In Living Color," and favorite book as the biography of Malcolm X . . . Enjoys listening to Luther Vandross, Anita Baker, and Ice Cube . . . Attended Muir High School in Pasadena, lettering in football, track, basketball, and baseball . . . Was a member of 400-meter relay team that won California championship in state record time . . . Full name is Marcus Aaron Robertson, born October 2, 1969 in Pasadena, California.

DAVID ROCKER		
Def. Tackle	67	
		
	Height 6-4	
	Weight 267	
	Born 3/12/69	
	College Auburn	
	Draft 4a, 101st	

COLLEGE: An outstanding pass rusher, possesses tremendous strength and power . . . Has good speed for size . . . Four-year statistics included 107 solos and 100 assists for 207 total tackles, 15 QB sacks, six forced fumbles, and 31 tackles for losses . . . In **senior** campaign, honors included Kodak/Walter Camp First Team All-America, First Team All-SEC, and was one of four finalists for Lombardi Award . . . Started at RDT, contributing career highs in total tackles (88) and solos (50) to go with personal high of eight sacks plus three forced fumbles . . . Credited with ten tackles against both Vanderbilt and Florida . . . Had 13 tackles against Alabama and pair of sacks in win over Georgia . . . As a **junior**, was First Team All-SEC and Football News Honorable Mention All-America . . . In ten starts, chipped in with 80 tackles (40, 40), five QB drops, and three forced fumbles . . . Was key member of defense that allowed just 268.7 yards per game . . . Had 11 tackles and a sack in game with Florida State and season-best 12 hits versus Florida . . . Saw considerable action as a **sophomore** reserve, ending up with 32 tackles (15, 17) and pair of sacks . . . Was slowed late in season by ankle injury . . . Had season-high seven tackles against Tennessee and added four in Sugar Bowl versus FSU . . . **Freshman** playing time was limited, contributing seven tackles . . . Majored in adult education.

PERSONAL: Single, spends off-season in Atlanta . . . Worked towards degree in off-season . . . Hobby is horseback riding . . . Lists favorite movie as "Against All Odds," favorite TV show as "The Cosby Show," and favorite book as "The World's Greatest Salesman" . . . Enjoys listening to Luther Vandross . . . Brother Tracy was an All-America at Auburn who won Lombardi and Outland Trophies and now plays for Redskins . . . Attended Fulton High School in Atlanta, lettering in football, basketball, and track . . . Was a Parade Magazine and USA Today All-America . . . Averaged 16 tackles and three sacks per game as a senior . . . Full name is David Deandra Rocker, born March 12, 1969 in Atlanta.

JAMES SMITH

Safety

35



Height 6-2
 Weight 211
 Born 11/18/69
 College . . . Richmond
 Draft 11, 294th

COLLEGE: Hard hitter who combines good speed with quickness, cover ability, and instincts . . . Most recent time is 4.56 in 40-yard dash . . . Starred at Richmond in four-year career as safety . . . Career statistics included 166 solos and 132 assists for 298 total tackles, eight interceptions, 20 passes defensed, two forced fumbles, and one fumble recovery . . . **Senior** accolades included First Team All-Yankee Conference, Yankee Conference Defensive Player of the Year, and First Team All-America by Poor Man's Guide to the NFL Draft . . . Paced the team (and conference) with 150 total tackles on 85 solos and 65 assists plus three pick-offs and eight pass break-ups from free safety spot . . . Had double-digit tackle efforts in ten of 11 games . . . In season-opener, notched 17 tackles and forced a fumble versus Navy . . . Posted 12 hits and an interception against both James Madison and Villanova . . . Had 21 tackles in game with Massachusetts and 20 in season finale versus William and Mary . . . Also earned All-Yankee Conference mention as a **junior**, finishing third on team with 115 tackles (62, 53) to go with personal-best five interceptions and 11 passes defensed . . . Had ten tackles each against James Madison, Boston University, Connecticut, and UMass . . . Top tackle efforts of season came with 15 against New Hampshire, 11 versus Delaware (also blocked punt), and 17 in match with William and Mary . . . Saw action in every game as a **sophomore** as totals showed 33 tackles (19, 14) . . . Six stops against Villanova was high game of season . . . Playing time as a **freshman** was limited to three games . . . Did not have any tackles . . . Majored in speech communications.

PERSONAL: Single, spends off-season in Bumpass, Virginia . . . Has donated considerable time to Virginia Home for Boys . . . Lost most of right index finger at age of 1½ when telephone fell on hand . . . Hobbies include listening to music and dancing . . . Lists favorite movie as "Cry Freedom," favorite TV show as "The Arsenio Hall Show," and favorite book as "The Color Purple" . . . Enjoys listening to Freddie Jackson . . . Attended Louisa High School in Mineral, Virginia, lettering in football, track, and basketball . . . Earned All-State honors as a senior DB and was team captain . . . Full name is James Alphonso Smith, born November 18, 1969 in Fort Belvoir, Virginia.

GARY WELLMAN

Wide Receiver

18

Height 5-9
 Weight 173
 Born 8/9/67
 College USC
 Draft 5, 129th



COLLEGE: Big-play receiver whose ability should fit well into "Run 'N Shoot" offense . . . Is very tough for size and has outstanding speed (4.35 in 40) . . . Four-year totals showed 105 receptions for 1756 yards (16.7 avg.) and 12 touchdowns . . . Also returned six kickoffs for 106 yards (17.7 avg.) . . . Ranks fourth on USC's all-time receptions list . . . **Senior** honors included First Team All-PAC 10 and Football News Honorable Mention All-America as well as being selected as Trojans' Offensive Player of the Year (over QB Todd Marinovich) . . . Nabbed a career-high 63 passes for personal-best 996 yards (15.8 avg.) and four scores . . . 66 catches was second best in USC annals behind Erik Affholter's 68 in 1988 and 996 yards was tops, besting Jeff Simmons' 973 in '82 . . . In Kickoff Classic win over Syracuse, had seven snags for 109 yards including 46-yard TD . . . Also had nine grabs for 121 yards in 19-14 besting of Penn State . . . Top game of season came with seven catches for 194 yards (7 shy of school record) with TDs of 77 and 34 yards in 37-22 win over Stanford . . . As a **junior**, was named Honorable Mention All-PAC 10, finishing with 22 receptions for 421 yards (career-best 19.1 avg.) and personal-high of six scores . . . Had pair of receiving TDs in 42-3 beating of Ohio State . . . Caught two-point conversion to give USC 18-17 triumph over Washington State and had one catch in Rose Bowl game versus Michigan . . . Despite not starting, saw considerable playing time as a **sophomore** and ended up with 19 receptions for 330 yards (17.4 avg.) and two scores . . . Missed California game due to sprained ankle . . . Scored first college TD on 33-yard catch against Boston College . . . Recovered onside kick to preserve 28-27 win over Washington . . . Top game of campaign came with four snags for 115 yards in 50-0 win over Arizona State . . . Also caught pair of passes versus Michigan in Rose Bowl . . . Also ran track in '88 for USC . . . Saw limited action as a **freshman**, catching one ball for nine yards . . . Was red-shirted as incoming freshman . . . Holds B.A. in public administration.

PERSONAL: Single, spends off-season in Westlake Village, California . . . Spent off-season sharpening golf game . . . Was actively involved in USC athletic department community service programs . . . Ran lead-off leg in 400-meter relay for USC track team in 1990 . . . Hobby is playing golf . . . Lists favorite movie as "Roadhouse" and favorite recording artist as AC/DC . . . Brother Glenn played DB at Arizona for current USC Head Coach Larry Smith . . . Attended Westlake High School in Westlake Village, lettering in football and track . . . Holds Westlake's career scoring record with 206 points . . . Also finished fifth in California state finals in 100-meter dash . . . Full name is Gary James Wellman, born August 9, 1967 in Syracuse, New York.

HOUSTON OILERS' 19

NO.	NAME	POS	HT	WT	BIRTH-DATE
76	Alm, Jeff	DT	6-6	269	3/31/68
75	Banes, Joey	T	6-7	282	4/7/67
97	Banks, Robert	DL	6-5	260	12/10/63
37	Bergeson, Eric	S	5-11	192	1/1/66
14	Carlson, Cody	QB	6-3	202	11/5/63
79	Childress, Ray	DT/DE	6-6	272	10/20/62
66	Dawson, Doug	G/C	6-3	288	12/27/61
28	Dishman, Cris	CB	6-0	178	8/13/65
80	Duncan, Curtis	WR	5-11	184	1/26/65
51	Fairs, Eric	LB	6-3	244	2/17/64
88	Ford, Bernard	WR	5-10	171	2/27/66
95	Fuller, William	DE	6-3	265	3/8/62
8	Garcia, Teddy	PK	5-9	172	6/4/64
81	Givins, Ernest	WR	5-9	172	9/3/64
93	Graf, Rick	LB	6-5	250	8/29/64
22	Hagy, John	FS	6-0	190	12/9/65
83	Harris, Leonard	WR	5-8	162	11/27/60
85	Hill, Drew	WR	5-9	172	10/5/56
84	Jeffires, Haywood	WR	6-2	201	12/12/64
90	Johnson, Ezra	DE	6-4	257	10/2/55
23	Johnson, Richard	CB	6-1	195	9/16/63
86	Jones, Cedric	WR	6-1	180	6/1/60
96	Jones, Sean	DE	6-7	264	12/19/62
82	Jones, Tony	WR	5-7	139	12/30/65
32	Jordan, Tony	RB	6-2	220	5/8/65
27	Kinard, Terry	S	6-1	198	11/24/59
21	Knight, Leander	S	6-1	192	2/16/63
56	Kozak, Scott	LB	6-3	222	11/28/65
57	Lathon, Lamar	LB	6-3	244	12/23/67
78	Maggs, Don	T/G	6-5	290	11/1/61
74	Matthews, Bruce	G/C	6-5	291	8/8/61
25	McDowell, Bubba	S	6-1	198	11/4/66
89	McNeil, Gerald	WR/KR	5-8	142	3/27/62
91	Meads, Johnny	LB	6-2	226	6/25/61
94	Montgomery, Glenn	DT	6-0	268	3/31/67
9	Montgomery, Greg	P	6-4	215	10/29/64
1	Moon, Warren	QB	6-3	212	11/18/56
63	Munchak, Mike	G	6-3	284	3/5/60
64	Norgard, Erik	C/G	6-1	278	11/4/65
26	Orlando, Bo	S	5-10	180	4/3/66
72	Peguese, Willis	DE	6-4	267	12/18/66
20	Pinkett, Allen	RB	5-9	196	1/25/64
31	Porter, Kerry	RB	6-2	220	9/23/64
53	Seale, Eugene	LB	5-10	253	6/3/64
10	Slack, Reggie	QB	6-1	221	5/2/68
54	Smith, Al	LB	6-1	244	11/26/64
99	Smith, Doug	DT	6-6	314	6/13/59
70	Steinkuhler, Dean	T	6-3	287	1/27/61
36	Thomas, Dee	CB	5-10	176	11/7/67
44	White, Lorenzo	RB	5-11	222	4/12/66
73	Williams, David	T	6-5	292	6/21/66

91 VETERANS ROSTER

NFL EXP.	COLLEGE	HOMETOWN/ HIGH SCHOOL	HOW ACQUIRED
2	Notre Dame	Orland Park, IL	D2 1990
2	Houston	Houston, TX	D11 1990, FA 1991
4	Notre Dame	Hampton, VA	PB 1991 (Cle.)
2	Brigham Young	Salt Lake City, UT	PB 1991 (Atl.)
5	Baylor	San Antonio, TX	D3 1987
7	Texas A&M	Richardson, TX	D1a 1985
4	Texas	Houston, TX	FA 1990
4	Purdue	Louisville, KY	D5a 1988
5	Northwestern	Detroit, MI	D10 1987
6	Memphis State	Memphis, TN	FA 1986
3	Central Florida	Cordele, GA	PB 1990 (Dal.)
6	North Carolina	Chesapeake, VA	T (Rams) 1986
4	Northeast Louisiana	Lewisville, TX	FA 1990
6	Louisville	St. Petersburg, FL	D2 1986
5	Wisconsin	Madison, WI	PB 1991 (Mia.)
4	Texas	San Antonio, TX	PB 1991 (Buff.)
6	Texas Tech	McKinney, TX	FA 1987
12	Georgia Tech	Newnan, GA	T (Rams) 1985
4	North Carolina St.	Greensboro, NC	D1b 1987
15	Morris Brown	Shreveport, LA	PB 1990 (Ind.)
7	Wisconsin	Dixmoor, IL	D1b 1985
10	Duke	Weldon, NC	PB 1991 (N.E.)
8	Northeastern	Montclair, NJ	T (Raiders) 1988
2	Texas	Grapeland, TX	D6, 1990
4	Kansas State	Rochester, NY	FA 1991
9	Clemson	Sumter, SC	PB 1990 (NYG)
3	Montclair State	E. Orange, NJ	PB 1990 (NYJ)
3	Oregon	Colton, OR	D2 1989
2	Houston	Wharton, TX	D1 1990
5	Tulane	Youngstown, OH	SD 2 1984
9	USC	Arcadia, CA	D1 1983
3	Miami (Fla.)	Merritt Island, FL	D3 1989
6	Baylor	Killeen, TX	PB 1990 (Cle.)
8	Nicholls State	Napoleonville, LA	D3 1984
3	Houston	Gretna, LA	D5 1989
4	Michigan State	Red Bank, NJ	D3 1988
8	Washington	Los Angeles, CA	FA 1984
10	Penn State	Scranton, PA	D1 1982
2	Colorado	Arlington, WA	FA 1990
2	West Virginia	Berwick, PA	D6 1989, FA 1990
2	Miami (Fla.)	Miami, FL	D3 1990
6	Notre Dame	Sterling, VA	D3 1986
4	Washington State	Great Falls, MT	PB 1991 (Den.)
5	Lamar	Jasper, TX	FA 1987
1	Auburn	Milton, FL	D12 1990
5	Utah State	Los Angeles, CA	D6a 1987
7	Auburn	Bayboro, NC	D2a 1984
8	Nebraska	Burr, NE	D1 1984
2	Nicholls State	Morgan City, LA	D10 1990
4	Michigan State	Ft. Lauderdale, FL	D1 1988
2	Florida	Lakeland, FL	D1 1989

HOUSTON OILERS' 199

NO.	NAME	POS	HT	WT
6	Beaulac, Ed	PK	6-0	205
5	Brown, Eric	WR	6-3	209
33	Brown, Gary	RB	5-11	218
17	Coleman, Pat	WR	5-7	173
42	Colter, Cleveland	S	6-1	195
77	Donnalley, Kevin	T	6-5	290
38	Dumas, Mike	S	5-11	178
49	Edmond, Corey	LB	6-1	233
55	Flannery, John	C	6-3	304
58	Freeman, Kyle	LB	6-1	234
98	Friberg, Keith	DE	6-4	260
69	Haliburton, Sheldon	G/T	6-8	315
3	Hollingsworth, Gary	QB	6-4	192
62	Hough, Scott	T	6-5	295
24	Jackson, Steve	CB	5-8	182
15	Jefferson, Shawn	WR	5-11	172
11	Johnson, Alex	WR	5-9	167
19	Levine, Marion	S	6-3	215
29	Lewis, Darryll	CB	5-9	193
39	Lewis, Doug	RB	5-10	187
16	Miotke, Frank	WR	6-0	175
50	Moore, Curtis	LB	6-1	247
6	Muecke, Tom	QB	6-1	195
19	Reed, Jon	WR	6-5	215
30	Robertson, Marcus	CB	5-11	197
67	Rocker, David	DT	6-4	267
35	Smith, James	S	6-2	211
60	Thomas, Scott	G/T	6-5	274
71	Viaene, Ron	DT	6-3	272
18	Wellman, Gary	WR	5-9	173

Players listed as a 1 include those who have participated in a professio

1 FIRST-YEAR ROSTER

BIRTH-DATE	NFL EXP.	COLLEGE	HOMETOWN/ HIGH SCHOOL
4/4/69	R	Cal. St.-Sonoma	Long Beach, CA
7/4/70	R	Arkansas-Pine Bluff	Boling, TX
7/1/69	R	Penn State	Williamsport, PA
4/8/67	1	Mississippi	Cleveland, MS
7/15/68	1	USC	Tempe, AZ
6/10/68	R	North Carolina	Raleigh, NC
3/18/69	R	Indiana	Lowell, MI
2/15/69	R	N. Carolina State	Sussex, VA
1/13/69	R	Syracuse	Pottsville, PA
11/22/65	R	Angelo State	Snyder, TX
11/21/66	1	Syracuse	Farrell, NY
1/31/68	R	Texas A&I	Bryan, TX
8/6/68	R	Alabama	Hamilton, AL
5/14/66	1	Maine	Weston, MA
4/8/69	R	Purdue	Houston, TX
2/22/69	R	Central Florida	Jacksonville, FL
8/18/68	R	Miami (Fla.)	Homestead, FL
10/26/67	1	LSU	Galveston, TX
12/16/68	R	Arizona	La Puente, CA
4/25/68	R	Akron	Middletown, OH
12/22/65	1	Grand Valley St.	Hartland, MI
11/2/67	R	Kansas	Wichita, KS
8/20/63	1	Baylor	Angleton, TX
1/22/68	R	Western Carolina	Greensboro, NC
10/2/69	R	Iowa	Pasadena, CA
3/12/69	R	Auburn	Atlanta, GA
11/18/69	R	Richmond	Bumpass, VA
12/27/67	R	Western Michigan	Tecumseh, MI
12/23/67	R	Minnesota-Duluth	Kaukauna, WI
8/9/67	R	USC	Westlake Hills, CA

nal training camp.

1991 NUMERICAL ROSTER

1	Warren Moon	QB	53	Eugene Seale	LB
3	Gary Hollingsworth	QB	54	Al Smith	LB
5	Eric Brown	WR	55	John Flannery	C
6	Ed Beaulac	PK	56	Scott Kozak	LB
8	Teddy Garcia	PK	57	Lamar Lathon	LB
9	Greg Montgomery	P	58	Kyle Freeman	LB
10	Reggie Slack	QB	60	Scott Thomas	G/T
11	Tom Muecke	QB	62	Scott Hough	T
12	Alex Johnson	WR	63	Mike Munchak	G
14	Cody Carlson	QB	64	Erik Norgard	C/G
15	Shawn Jefferson	WR	66	Doug Dawson	G/C
16	Frank Miotke	WR	67	David Rocker	DT
17	Pat Coleman	WR	70	Dean Steinkuhler	T
18	Gary Wellman	WR	72	Willis Peguese	DE
19	Jon Reed	WR	73	David Williams	T
20	Allen Pinkett	RB	74	Bruce Matthews	G/C
21	Leander Knight	S	75	Joey Banas	T
22	John Hagy	S	76	Jeff Alm	DT
23	Richard Johnson	CB	77	Kevin Donnalley	T
24	Steve Jackson	CB	78	Don Maggs	T/G
25	Bubba McDowell	S	79	Ray Childress	DT/DE
26	Bo Orlando	S	80	Curtis Duncan	WR
27	Terry Kinard	S	81	Ernest Givins	WR
28	Cris Dishman	CB	82	Tony Jones	WR
29	Darryll Lewis	CB	83	Leonard Harris	WR
30	Marcus Robertson	CB	84	Haywood Jeffires	WR
31	Kerry Porter	RB	85	Drew Hill	WR
32	Tony Jordan	RB	86	Cedric Jones	WR
33	Gary Brown	RB	88	Bernard Ford	WR
35	James Smith	S	89	Gerald McNeil	WR/KR
36	Dee Thomas	CB	90	Ezra Johnson	DE
37	Eric Bergeson	S	91	Johnny Meads	LB
38	Mike Dumas	S	93	Rick Graf	LB
39	Doug Lewis	RB	94	Glenn Montgomery	DT
40	Marion Levine	CB	95	William Fuller	DE
42	Cleveland Colter	S	96	Sean Jones	DE
44	Lorenzo White	RB	97	Robert Banks	DE
49	Corey Edmond	LB	98	Keith Friberg	DE
50	Curtis Moore	LB	99	Doug Smith	DT
51	Eric Fairs	LB			



ORIGIN OF THE OILERS

(NFL Veterans Only)

YEAR	BY DRAFT (28)	BY TRADE (3)	FREE AGENTS (19)
1991			DE Robert Banks (FA-B) S Eric Bergeson (FA-B) LB LB Rick Graf (FA-B) S John Hagy (FA-B) WR Cedric Jones (FA-B) RB Tony Jordan (FA-B) RB Kerry Porter (FA-B)
1990	LB Lamar Lathon DT Jeff Alm (2) DE Willis Peguese (3) WR Tony Jones (6) CB Dee Thomas (10) QB Reggie Slack (12)		G/C Doug Dawson (FA) WR Bernard Ford (FA-B) PK Teddy Garcia (FA) DE Ezra Johnson (FA-B) S Terry Kinard (FA-B) S Leander Knight (FA-B) WR Gerald McNeil (FA-B) C/G Erik Norgard (FA)
1989	T David Williams (1) LB Scott Kozak (2) S Bubba McDowell (3) DT Glenn Montgomery (5) S Bo Orlando (6)		
1988	RB Lorenzo White (1) P Greg Montgomery (3) CB Cris Dishman (5a)	DE Sean Jones (L.A. Raiders)	
1987	WR Haywood Jeffires (1b) QB Cody Carlson (3) LB Al Smith (6a) WR Curtis Duncan (10)		WR Leonard Harris (FA) LB Eugene Seale (FA)
1986	WR Ernest Givins (2) RB Allen Pinkett (3)	DE William Fuller (L.A. Rams)	LB Eric Fairs (FA)
1985	DT/DE Ray Childress (1a) CB Richard Johnson (1b)	WR Drew Hill (L.A. Rams)	
1984	T/G Don Maggs (A) T Dean Steinkuhler (1) DT Doug Smith (2a)(B) LB Johnny Meads (3)		QB Warren Moon (FA)
1983	G/C Bruce Matthews (1)		
1982	G Mike Munchak (1)		

(A) Oilers' second round pick in USFL Supplemental Draft, joined Houston in 1986
 (B) Initially played in USFL before joining Houston in 1985

PRONUNCIATION GUIDE

Bergeson — BUR-ga-sin

Graf — GRAFF

Hagy — HAY-gee

Jeffires — JEFF-rees

Cedric Jones — SEE-dric Jones

Lathon — LAY-thin

Peguese — pe-GEESE

Steinkuhler — STINE-cool-er

LOOKING FOR IN 1991...

Ray Childress . . . To record 600th career total tackle . . . he has 578. To record 50th career sack . . . he has 40½. To lead Oiler defensive linemen in tackles for seventh consecutive season.

Curtis Duncan . . . To record 200th career reception . . . he has 144. To reach 2000 career receiving yards . . . he has 1937. To move into fifth place on Oilers' all-time receptions list by passing Billy Johnson's 170, Charles Tolar's 175, Charles Frazier's 177, Fred Willis' 179, Alvin Reed's 199, and Tim Smith's 206 . . . he has 144.

William Fuller . . . To record 200th career total tackle . . . he has 192.

Ernest Givins . . . To reach 5000 career receiving yards . . . he has 4744. To score 30th career touchdown . . . he has 27. To record 15th career 100-yard game . . . he has 14.

Ernest Givins . . . To reach 5000 career receiving yards . . . he has 4744. To score 30th career touchdown . . . he has 27. To record 15th career 100-yard game . . . he has 14.

Leonard Harris . . . To reach 1000 yards in career receiving . . . he has 726.

Drew Hill . . . To record 500th career reception . . . he has 450. To reach 8000 career receiving yards . . . he has 7715. To score 60th career touchdown . . . he has 54. To record 30th career 100-yard game . . . he has 25. To record fifth 1000-yard season. To move from third to first place on Oilers' all-time receiving touchdowns list by passing Ken Burrough's 47 and Charlie Hennigan's 51 . . . he has 43. To move from eighth to sixth place on Oilers' all-time scoring list by passing Burrough's 288 points and Hennigan's 306 . . . he has 258. To move from third to first place place on Oilers' all-time receptions list by passing Burrough's 408 catches and Hennigan's 410 . . . he has 390. To move from third to first place on Oilers' all-time receiving yards list by passing Hennigan's 6823 yards and Burrough's 6907 . . . he has 6368.

Haywood Jeffries . . . To record 200th career reception . . . he has 130. To reach 3000 career receiving yards . . . he has 1805 . . . To move into sixth place on Oilers' all-time receptions list by passing Billy Johnson's 170, Charles Tolar's 175, Charles Frazier's 177, Fred Willis' 179, and Alvin Reed's 199 . . . he has 130.

Ezra Johnson . . . To record 700th career total tackle . . . he has 644. To record 500th career solo tackle . . . he has 499. To play in 200th game . . . he has 190.

Richard Johnson . . . To play in 100th career game . . . he has 83. To record 20th career interception . . . he has 15. To record 200th career solo tackle . . . he has 227.

Cedric Jones . . . To record 200th career reception . . . he has 191. To reach 3000 career receiving yards . . . he has 2702. To score 20th career touchdown . . . he has 16.

Sean Jones . . . To record 300th career total tackle . . . he has 289.

Terry Kinard . . . To record 600th career total tackle . . . he has 568. To record 500th career solo tackle . . . he has 440.

Bruce Matthews . . . To earn fourth consecutive Pro Bowl selection . . . he has three.

Bubba McDowell . . . To record 200th career total tackle . . . he has 178.

Gerald McNeil . . . To record 200th career punt return . . . he has 191. To reach 2000 yards in career punt returns . . . he has 1717. To record 100th career kickoff return . . . he has 91. To reach 2000 yards in career kickoff returns . . . he has 1852.

Johnny Meads . . . To play in 100th career game . . . he has 97. To record 500th career total tackle . . . he has 464. To record 300th career solo tackle . . . he has 285. To record 30th career sack . . . he has 24. To increase team-best (tied with Mike Munchak) consecutive starts streak . . . he has 58.

Warren Moon . . . To record 2000 career pass completions . . . he has 1701. To reach 25,000 NFL passing yards . . . he has 22,989. To throw 150th career touchdown pass . . . he has 134. To record 30th NFL 300-yard game . . . he has 25. To move from third to second place on pro football's all-time passing yards list by passing Fran Tarkenton's 47,003 . . . he has 44,217. To move from second to first place on Oilers' all-time touchdown passes list by passing George Blanda's 165 . . . he has 134.

Mike Munchak . . . To earn seventh Pro Bowl selection which would tie Robert Brazile for second most in Oiler history . . . he has six . . . To increase team-best (tied with Johnny Meads) consecutive starts streak . . . he has 58.

Allen Pinkett . . . To reach 2000 yards in career rushing . . . he has 1604. To record 100th career reception . . . he has 90. To move from ninth to

eight place standing on Oilers' all-time rushing list by passing Larry Moriaty's 1624 yards . . . he has 1604. To move from eighth to sixth on Oilers' all-time kickoff return list by passing Billy Cannon's 1186 yards and Willie Drewrey's 1288 . . . he has 1069.

Eugene Seale . . . To lead Oilers in special teams tackles for fourth season in a row . . . he has three.

Al Smith . . . To record 400th career total tackle . . . he has 378 . . . To record 300th career solo tackle . . . he has 232.

Dean Steinkuhler . . . To play in 100th regular season game . . . he has 84.

Lorenzo White . . . To reach 2000 career rushing yards . . . he has 1166.

OILERS IN "PLAN B"

(Bold indicates players who made Oilers' final roster)

1989

Signed: FB Carl Byrum (Bills), DE Mark Garalczyk (Jets), **WR Kenny Jackson** (Eagles), TE Calvin Magee (Buccaneers), LB Matt Monger (Jets), DE/TE Colin Scotts (Cardinals), **C/G George Yarno** (Falcons)

Lost: DE Robert Banks (Browns), S Keith Bostic (Colts), LB Toby Caston (Lions), LB Kurt Crain (Packers), T John Davis (Bills), WR Willie Drewrey (Buccaneers), LB Mark Dusbabek (Vikings), LB Walter Johnson (Saints), CB Audrey McMillian (Vikings), QB Brent Pease (Dolphins), RB Spencer Tillman (49ers), T David Viaene (Patriots), FB Ray Wallace (Steelers), T Doug Williams (Seahawks), TE Jamie Williams (49ers)

1990

Signed: S David Arnold (Steelers), **WR Bernard Ford** (Cowboys), WR Carl Harry (Redskins), **DE Ezra Johnson** (Colts), **S Terry Kinard** (Giants), **S Leander Knight** (Jets), **WR/KR Gerald McNeil** (Browns), G Tommy Robison (Falcons)

Lost: S Jeff Donaldson (Chiefs), S Tracey Eaton (Cardinals), FB Tracy Johnson (Falcons), TE Bob Mrosko (Giants), DE Anthony Spears (Cowboys), TE Chris Verhulst (Broncos), C/G George Yarno (Packers)

1991

Signed: DE Robert Banks (Browns), S Eric Bergeson (Falcons), LB Rick Graf (Dolphins), S John Hagy (Bills), WR Richard Johnson (Lions), WR Cedric Jones (Patriots), RB Kerry Porter (Broncos)

Lost: CB Steve Brown (49ers), RB Victor Jones (Patriots), S Brett Tucker (Bills), PK Tony Zendejas (Rams)

ALL-TIME ROSTER

COACHES

(1960-1991)

BOLD indicates active with Oilers

Armstrong, Neill	1962-63	Miller, Burnie	1971-73
Baugh, Sammy	1964-65	Nolan, Dick	1981
Beatty, Bruce	1973	Novak, Frank	1989-91
Bettis, Tom	1986-87	Padilla, Bob	1984-85
Biles, Ed	1974-80, 81-83	Palmer, Chris	1990-91
Boghosian, Sam	1974-75	Pardee, Jack	1990-91
Bourgeois, Andy	1973-83	Peccatiello, Larry	1972-75
Breaux, Don	1972	Peterson, Bill	1972-73
Bugel, Joe	1977-80	Petitbon, Richie	1974-77
Callahan, Ray	1981-82	Phillips, O.A.	1974, 75-80
Campbell, Hugh	1984-85	Phillips, Wade	1976-80
Carpenter, Lew	1973-74	Pitts, Elijah	1981-82
Childress, Joe	1966-70	Polsfoot, Fran	1968-71, 1975-76
Conkright, "Red" W.F.	1963-64	Rapp, Vic	1983
Dalton, O. Kay	1983-84	Reese, Floyd	1986-89
Devlin, John	1984-85	Rice, George	1975-76
Devore, Hugh	1966-70	Roberts, Al	1984-85
Dickson, George	1971	Robinson, Wayne	1966-67
Dry, F.A.	1966-70	Rymkus, Lou	1960-61, 65
Durden, Earnel	1973	Saban, Nick	1988-89
Eddy, Jim	1990-91	Schlinkman, Walt	1960-63, 65-71, 76
Ettinger, John	1964	Selcer, Dick	1981-82
Faragalli, Joe	1985	Sherman, Ray	1988-89
Gaines, Gene	1984-85	Shipp, Ken	1977-78
Galat, Joe	1981	Shively, Doug	1986-89
Gambold, Bob	1978-82	Shofner, Jim	1981-82
Gilbride, Kevin	1989-91	Simpson, Jackie	1972
Gillman, Sid	1973-74	Smith, Jerry	1972
Glanville, Jerry	1984-89	Smith, Richard	1988-91
Helton, Kim	1987-89	Speedie, Mac	1960-61
Henning, Dan	1972	Spencer, Joe	1961-65
Hill, King	1971-80	Stanley, Jim	1990-91
Houston, Ken	1982-85	Staub, Ralph	1982-83
Huff, Gary	1986	Steber, John	1964
Hughes, Ed	1971	Studley, Chuck	1983
Ivy, Frank (Pop)	1962-63	Taylor, "Bones" Hugh	1964-65
Jackson, Milt	1986-88	Thomas, Pat	1990-91
Jamieson, Dick	1986-87	Wallner, Fred	1960-61
Jones, June	1987-88	Walsh, Bill	1983-86
Lemm, Wally	1960-61, 66-70	Watterson, Steve	1988-91
Lemmerman, Bruce	1984-85	Woolley, Joe	1973-75
Madro, Joe	1972-74	Yowarsky, Walt	1971
McCalmon, Miller	1986-87	Young, Bob	1990-91
McCullough, Ken	1976	Young, John Paul	1978-80
McFadin, "Bud" Lewis	1966-70	Zwahlen, Ernie	1971

PLAYERS

(1960-1990)

BOLD indicates active with Oilers

*Played in 1987 replacement games only

A

Abraham, Robert [LB].	82-87
Akiu, Mike [WR], Hawaii	85-86
Aldridge, Allen [DE], Prairie View	71-72
Alexander, Willie [CB], Alcorn A&M	71-79
Allen, Dalva [DE], Houston	60-61
Allen, Gary [RB], Hawaii	82
Allen, Geo. [DT], W. Texas State	66-67
Allen, Patrick [CB], Utah State	85-90
Alm, Jeff [DT], Notre Dame	90
Alston, Mack [TE], Maryland State	73-76
Amundson, Geo [RB], Iowa State	73-74
Anderson, Billy [WB], Tulsa	67
Anderson, Warren [WR], W. Virginia	78

Appleton, Scott [DT], Texas-Austin	64-66
Armstrong, Adger [RB], Texas A&M	80-82
Arnold, Walt [TE], New Mexico	82-83
Atchason, Jack [TE], W. Illinois	60
Atkins, Bob [S], Grambling	70-75
Autry, Hank [C], So. Mississippi	69-70
Avery, Steve [FB], No. Michigan	89

B

Babb, Gene [LB], Austin College	62-63
Bailey, Harold [WR], Oklahoma St.	81-83
Baker, Ed [QB], Lafayette	85-92
Baker, Jesse [DE], Jacksonville St. (AL)	79-87
Baker, Johnny [LB], Miss. State	63-66
Baker, Melvin [WR], Texas Southern	72
Banfield, Tony [CB], Okla. State	60-65

Banks, Chuck [FB], W. Virginia Tech	86
Banks, Robert [DE], Notre Dame	88
Barber, Mike [TE], La. Tech	76-81
Barnes, Pete [LB], Southern	67-68
Bass, Glen [WR], E. Carolina	67-68
Baumgartner, S [DE], Purdue	77-79
Beaughtard, Pete [QB], So. Calif.	67-69
Beams, Byron [DT], Notre Dame	61
Beck, Braden [K], Stanford	71
Beirne, Jim [WR], Purdue	68-73; 75-76
Bell, Billy [CB], Lamar	89
Belotti, George [C], So. Calif.	60-61
Benson, Duane [LB], Hamline	74-76
Bergey, Bruce [DT], U.C.L.A.	71
Bethae, Elvin [DE].	
North Carolina A&T	68-83
Beverly, David [P], Auburn	74
Billingsley, Ron [DT], Wyoming	71-72
Bingham, Gregg [LB], Purdue	73-84
Birdsong, Craig (S), N. Texas State	87
Bishop, Sonny [G], Fresno State	64-69
Blahak, Joe [S], Nebraska	73
Blanda, George [QB], Kentucky	60-66
Blanks, Sid [RB], Texas A&I	64-68
Bostic, Keith [S], Michigan	83-88
Botchan, Ron [LB], Occidental	61
Boucher, Scott [G], N.E. Louisiana*	87
Boyette, Garland [LB], Grambling	66-72
Braham, Danny [LB], Arkansas	63-67
Bradshaw, Craig [QB], Utah State	80
Brantley, John [LB], Georgia	89
Brazile, Robert [LB], Jackson State	75-84
Brezina, Bobby [RB], Houston	63
Briehl, Tom [LB], Stanford	85-87
Broadnax, Jerry [TE], Southern	74
Brooks, Billy [WR], Oklahoma	81
Brooks, Leo [DT], Texas-Austin	70-72
Brown, Don [RB], Houston	60
Brown, Sonny [S], Oklahoma	87
Brown, Steve [CB], Oregon	83-90
Bryant, Domingo [S] Texas A&M	87-88
Bryant, Steve [WR], Purdue	82-84
Burke, Ed [G], Notre Dame	64
Burrell, Ode [RB], Miss. State	64-69
Burrough, Ken [WR], Texas Sou.	71-81
Burton, Al [DE], Bethune-Cookman	76
Bush, Frank [LB], No. Carolina St.	85-86
Butler, Jim [TE], Tulsa	72
Butler, Skip [K], Texas-Arlington	72-77
Byrd, Richard	
[DT], So. Mississippi	85-89

C

Caldwell, Bryan [DE], Arizona State	84
Campbell, Earl [RB], Texas	78-84
Campbell, Woody [RB].	
Northwestern	67-71
Cannon, Billy [RB], Louisiana St.	60-63
Carlson, Cody [QB], Baylor	87-90
Carpenter, Rob [RB], Miami (O)	77-81
Carr, Levert [T], No. Central State	72-73
Carrell, John, [LB], Texas Tech	66
Carrington, Ed [TE], Virginia	69
Carroll, Ronnie [G].	
Sam Houston State	74-75
Carson, John [TE], Georgia	60
Carter, David [C], W. Kentucky	77-84
Carwell, Larry [CB], Iowa State	67-68
Casper, Dave [TE], Notre Dame	80-83
Caster, Rich [WR], Jackson State	78-80
Caston, Toby [LB], Louisiana St.	87-88
Caveness, Ron [LB], Arkansas	66-68
Chancellor, Ken [C], Houston	64
Charles, John [S], Purdue	71-74
Cheek, Richard [G], Auburn	72
Cheeks, B.W. [RB], Texas Southern	65
Childress, Ray [DL], Texas A&M	85-90
Cindrich, Ralph [LB], Pittsburgh	73-75
Clark, Boobie [RB].	
Bethune-Cookman	79-80
Cline, Doug [LB], Clemson	60-66
Clinton, Charles [CB], San Jose St.	87
Cobble, Eric [RB], S.W. Texas St.*	87
Cochrane, Kelly [QB], Miami (Fla)	72
Cole, Linzy [WR], Texas Christian	71
Coleman, Pat [WR], Mississippi	90
Coleman, Ronnie [RB].	
Alabama A&M	74-81
Compton, Dick [WR], McMurray	65
Cooks, Rayford [DE], No. Texas St.	87
Cooper, Joe [K], Cal-Berkeley	84
Corker, John [LB], Oklahoma State	80-82
Cotney, Mark [S], Cameron State	75
Cowlings, Al [LB], So. Calif.	73-74
Craft, Donnie [RB], Louisville	82-83
Craig, Dobbie [WR], Howard Payne	64
Croyle, Phil [LB], Calif-Berk.	71-73
Culp, Curley [DT], Arizona State	74-80
Culpepper, Ed [DT], Alabama	62-63
Cunningham, Dick [LB], Arkansas	73

Currier, Bill [DB], S. Carolina	77-79
Curry, Bill [C], Georgia Tech	73
Cutsinger, Gary [DE], Oklahoma St.	62-68

D

Darby, Al [WR], Florida	76
Darrington, Chris [WR], Weber State*	87
Daum, Mitch [TE], Wyoming	87
Davidson, Greg [C], No. Texas	80-82
Davidson, Pete [WR], Citadel	60
Davis, Bob [QB], Virginia	67-69
Davis, Bruce [T], UCLA	1987-89
Davis, Donnie [TE], Southern	70
Davis, John [G/C], Georgia Tech	87-88
Davis, Marvin [LB], Southern	74
Dawkins, Joe [RB], Wisconsin	70-76
Dawson, Doug [G], Texas	90
Dawson, Rhett [WR], Florida State	72
Dean, Jimmy [DE], Texas A&M	78
Dempsey, Tom [K], Palomar, J.C.	77
Dewewall, Willard [TE], S.M.U.	61-64
Dickenson, Bo [RB], Miss. Southern	63
Dickey, Lynn [QB], Kansas State	71-75
Dietrich, John [K], Ball State*	87
Dirden, Johnnie [WR], Sam Houston	78
Dishman, Cris [CB], Purdue	88-90
Dixon, Joe [DT], Tulsa	87
Dodge, Kirk [LB], Nev.-Las Vegas	86
Donaldson, Jeff [S], Colorado	84-89
Domres, Tom [DT], Wisconsin	68-71
Dorris, Andy [DE], N. Mexico St.	77-81
Douglas, John [CB], Texas Southern	69-70
Dressel, Chris [TE], Stanford	83-86
Drewrey, Willie [WR].	
West Virginia	85-88
Drungo, Elbert [T], Tennessee St.	69-77
Dukes, Mike [LB], Clemson	60-63
Duncan, Brian [RB], S.M.U.	78
Duncan, Curtis [WR], N'western	87-90
Duniven, Tom [QB], Texas Tech	77-78

E

Eaglin, Larry [CB], S.F. Austin	73
Eason, Bo [S], Cal-Davis	84-87
Eaton, Tracey [S], Portland St.	88-89
Eccles, Scott [TE], E. New Mexico*	87
Edwards, Emmett [WR], Kansas	75
Edwards, Stan [RB], Michigan	82-86
Elkins, Lawrence [WR], Baylor	65-68
Ellender, Richard [WR], McNeese St.	79
Evans, Robert [E], Texas A&M	65
Evans, Norman [T], Texas Christian	65
Eyre, Nick [T], Brigham Young	81

F

Fairley, Leonard [S], Alcorn A&M	74
Fairs, Eric [LB], Memphis St.	86-90
Farr, Miller [CB], Wichita State	67-69
Faulkner, Stanley [T], Texas	64
Fanning, Stan [DE], Idaho	68
Fanucci, Mike [DE], Arizona State	73
Ferguson, Gene [T], Norfolk State	71-72
Fields, Angelo [T], Michigan State	80-81
Fisher, Ed [G], Arizona State	74-82
Floyd, Don [DE], Texas Christian	60-68
Foote, James [QB], Delaware Valley	74-76
Ford, Bernard [WR], Central Florida	90
Foster, Eddie [WR], Houston	77-78
Foster, Jerome [DE], Ohio State	83-84
Fowler, Jerry [G], N.W. Louisiana	64
Fox, Scott [LB], Austin Peay*	87
France, Doug [T], Ohio State	83-84
Franklin, Jerrell [G], Southern*	87
Frazier, Charles [WR], Texas Sou.	62-68
Frazier, Wayne [C], Auburn	65
Frazier, Willie [TE].	
Ark AM&N	64-65, 71-75
Freelon, Solomon [G], Grambling	72-74
Frey, Dick [Q], Texas A&M	61
Fritsch, Toni [K], None	77-81
Frongillo, John [C], Baylor	62-66
Fuller, William [DE], No. Carol.	86-90
Funchess, Tom [T], Jackson State	71-73

G

Garcia, Teddy [K], N.E. Louisiana	90
Garrison, Gary [WR], San Diego State	77
Gehring, Mark [TE], E. Washington*	87
Gerela, Roy [K], New Mexico State	69-70
Germany, Willie [S], Morgan State	75
Giles, Jimmie [TE], Alcorn U.	77
Givins, Ernest [WR], Louisville	86-90
Glick, Freddy [S], Colorado State	61-66
Golic, Mike [DT], Notre Dame	85-87
Goode, Tom [C], Miss. State	62-65
Goodman, Brian [G], U.C.L.A.	73-74
Gordon, Bobby [S], Tennessee	60
Gossett, Jeff [P], E. Illinois	87
Granger, Hoyle [RB], Miss. St.	66-70, 72
Grant, Wes [DT], U.C.L.A.	73
Gray, Ken [G], Howard Payne	70
Gray, Leon [DT], Jackson State	79-81

Greaves, Gary [DE], Miami, Fla.	60
Green, Dave [P], Ohio	73
Gresham, Bob [RB], W. Virginia	73-74
Griffin, Larry [DB], North Carolina	86
Grimsley, John [LB], Kentucky	84-90
Groman, Bill [WR], Heidelberg	60-62, 66
Groth, Jeff [WR], Bowling Green	79-80
Gruneisen, Sam [C], Villanova	73
Guy, Buzz [G], Duke	61
Guidry, Paul [LB], McNeese State	73
Guzik, John [LB], Pittsburgh	61
H	
Hadj, John [QB], Kansas	76-77
Hagood, Rickey [DE], South Carolina*	87
Haik, Mac [WR], Mississippi	68-71
Hall, Ken [RB], Texas A&M	60-61
Hamm, Bob [DE], Nevada-Reno	83-84
Hardeman, Don [RB], Texas A&M	75-77
Harris, Larry [G], Oklahoma State	78
Harris, Leonard [WR], Texas Tech	87-90
Hartwig, Carter [DB], USC	79-84
Harvey, Claude [LB], Prairie View	70-71
Harvey, Jim [G], Mississippi	72
Hatchett, Derrick [CB], Texas	83
Havig, Dennis [G], Colorado	76
Hawkins, Nat [WR], Nevada-Las Vegas	75
Hayes, Jim [DT], Jackson State	65-66
Hayman, Conway [G], Delaware	75-80
Haymond, Alvin [S], Southern	73
Helliun, Jerry [DT], Tulane	60
Henderson, Thomas [LB], Langston	80
Hennigan, Charles [WR], N.W. La.	60-66
Herchman, Bill [DT], Texas Tech	62
Hicks, W.K. [CB], Texas Southern	64-69
Highsmith, Alonzo [FB], Miami (Fla.)	87-89
Highsmith, Walter [T], Florida A&M	72
Hill, Drew [WR], Georgia Tech	85-90
Hill, Greg [CB], Oklahoma State	83
Hill, Kent [G], Georgia Tech	86-87
Hines, Glen Ray [T], Arkansas	66-70
Hinton, Eddie [WR], Oklahoma	73
Hoaglin, Fred [C], Pittsburgh	74-75
Hoffman, Dalton [RB], Baylor	64
Holigan, Henry [RB], Bishop College	63
Holmes, Pat [DE], Texas Tech	66-72
Holmes, Robert [RB], Southern	71-75
Holston, Mike [WR], Morgan St.	81-84
Hopkins, Andy [RB], S.F. Austin	71
Hopkins, Roy [RB], Texas Southern	67-71
Houston, Ken [S], Prairie View	67-72
Howell, Pat [G], USC	83-85
Humphrey, Buddy [QB], Baylor	66
Hunt, Calvin [C], Baylor	72-73
Hunt, Daryl [LB], Oklahoma	79-84
Hunt, Kevin [T], Doane (Neb)	73-77
Hunter, Herman [RB], Tennessee St.*	87
Husmann, Ed [DT], Nebraska	61-65
J	
Jackson, Andrew [RB], Iowa State	87
Jackson, Bob [RB], New Mexico State	64
Jackson, Kenny [WR], Penn State	89
Jacobs, Ray [DT], Howard Payne	63
James, Arrike [TE], Delta State	87
James, John [P], Florida	82-84
Jamison, Al [T], Colgate	60-62
Jancik, Bobby [S], Lamar Tech	62-67
Jaquess, Pete [CB], E. New Mexico	64-65
Jefferson, Charles [DB], McNeese St.	79-80
Jefferson, Thad [LB], Hawaii*	87
Jeffries, Haywood [WR], North Carolina St.	87-90
Jenkins, Al [G], Morris Brown	73
Johns, Pete [S], Tulane	67-69
Johnson, Al [S], Cincinnati	72-78
Johnson, Benny [CB], J.C. Smith	70-73
Johnson, Billy [WR], Widener	74-80
Johnson, Byron [LB], Baylor*	87
Johnson, Charley [QB], New Mex. St.	70-71
Johnson, Ezra [DE], Morris Brown	90
Johnson, John H. [RB], Arizona State	66
Johnson, Kenny [S], Mississippi St.	86-89
Johnson, Lee [P], BYU	85-87
Johnson, Mike [DE], Illinois	84-85
Johnson, Rich [RB], Illinois	69
Johnson, Richard [CB], Wisconsin	85-90
Johnson, Tracy [FB], Clemson	89
Johnson, Walter [LB], Louisiana Tech	87-88
Johnston, Mark [CB], Northwestern	60-63
Joiner, Charlie [WR], Grambling	69-72
Joiner, Tim [LB], LSU	83-84
Jolley, Lewis [RB], North Carolina	72-73
Jones, Gene [CB], Rice	61
Jones, Harris [G], J.C. Smith	73-74
Jones, Quintin [S], Pittsburgh	88, 90
Jones, Sean [DE], Northeastern	88-90
Jones, Spike [P], Georgia	70
Jones, Tony [WR], Texas	90
Jones, Victor [RB], LSU	90
Jones, Willie [DE], Kansas State	67
Joyner, Larry [S], Minnesota*	87
Joyner, Willie [RB], Maryland	84
K	
Kafentzis, Kurt [S], Hawaii*	87
Kay, Bill [CB], Purdue	81-83
Kellermeyer, Doug [G], Brig. Young*	87
Kelley, Mike [C/G], Notre Dame	85-87
Kelly, Bob [DT], New Mexico St.	61-63
Kempf, Florian [K], Pennsylvania	82-84
Kendall, Chuck [S], UCLA	60
Kennard, Ken [DE], Angelo State	77-83
Kennedy, Mike [DB], Toledo	84
Kerbow, Randy [WR], Rice	63-64
Kidd, Billy [C], Houston	87
Kinard, Terry [S], Clemson	90
Kinderman, Keith [RB], Florida St.	63, 65
Kiner, Steve [LB], Tennessee	74-78
King, Claude [RB], Houston	61
King, Kenny [RB], Oklahoma	79
Kinney, George [DE], Wylie	65
Kirk, Ernest [DE], Howard Payne	77
Klotz, Jack [T], Penn State	64
Knight, Leander [S], Montclair State	90
Knoff, Kurt [DB], Kansas	77-78
Koncar, Mark [T], Colorado	82
Kozak, Scott [LB], Oregon	89-90
Kush, Rod [S], Nebraska-Omaha	85-86
L	
Ladd, Ernie [DT], Grambling	66
Lanphear, Dan [DE], Wisconsin	60-62
Laraway, Jack [LB], Purdue	61
Larkin, Eric [T], Miami, Fla.*	87
Lathon, Lamar [LB], Houston	90
Lee, Jacky [QB], Cincinnati	60-63, 66-67
Ledbetter, Monte [WR], N.W. Louisiana	67
LeMoine, Jim [G], Utah State	68-69
LeVias, Jerry [WR], So. Methodist	69-70
Lewis, Jess [LB], Oregon State	70
Lewis, Richard [LB], Portland State	72
Little, John [DT], Oklahoma State	75-76
Lou, Ron [C], Arizona State	72-73; 76
Loveall, Calvin [CB], Idaho	88
Luck, Oliver [QB], W. Virginia	82-86
Lumpkin, Ron [CB], Arizona State	75
Lyday, Allen [S], Nebraska	84-87
Lyles, Robert [LB], TCU	84-90
M	
Madsen, Lynn [DE], Washington	86
Maggs, Don [T/G], Tulane	86-90
Majors, Joe [DB], Florida State	60
Manning, Archie [QB], Mississippi	82-83
Maples, Bobby [C], Baylor	65-70
Marcol, Chester [K], Hillsdale	80
Marcontell, Ed [G], Lamar Tech	67
Marshall, Rich [DT], S.F. Austin	67-68
Martin, Charles [DT], Livingston	87
Matthews, Bruce [G], USC	83-90
Matuszak, John [DT], Tampa	73
Mauck, Carl [C], Southern Illinois	75-81
Maxwell, Tommy [S], Texas A&M	74
Mayes, Ben [DT], Drake	69
Mayo, Ron [TE], Morgan State	73
McCanless, Jim [G], Clemson	60
McCloskey, Mike [TE], Penn State	83-85
McCollum, Bubba [DT], Kentucky	74
McConnell, Brian [LB], Michigan	73
McDaniel, Wahoo [LB], Oklahoma	60
McDole, Ron [DE], Nebraska	62
McDonald, Keith [WR], San Jose St.*	87
McDowell, Bubba [S], Miami (Fla.)	89-90
McFadin, Bud [DT], Texas Austin	64-65
McLeod, Bob [TE], Abilene Christian	61-65
McMillian, Audrey [CB], Houston	85-87
McNeil, Gerald [WR], Baylor	90
McNeil, Clifton [WR], Grambling	73
McPherson, Don [QB], Syracuse	90
Meadows, Darryl [DB], Toledo	83-84
Meads, Johnny [LB], Nicholls State	84-90
Meredith, Dudley [DT], Lamar Tech	63-68
Merkins, Guido [DB/WR], Sam Houston	78-80
Meyer, John [LB], Notre Dame	66-67
Michael, Rich [T], Ohio State	60-66
Mikolas, Doug [NT], Portland State	88
Miller, Bill [DT], N. Mexico Highlands	62
Miller, Clay [T], Michigan*	87
Miller, Ralph [G], Alabama State	72-73
Milstead, Charles [QB], Texas A&M	60-61

Mitchell, Leroy [CB], Texas Sou. . . . 69-70
Montgomery, Glenn [DT], Houston
 89-90
Montgomery, Greg [P],
Michigan State 88-90
 Montgomery, Mike [WR], Kansas State . 74
Moore, Warren [QB],
Washington 84-90
 Moore, Ricky [FB], Alabama* 87
 Moore, Zeke [CB], Lincoln 67-77
 Moran, Eric [T], Washington 84-86
 Morgan, Karl [DT], UCLA 86
 Moriarty, Larry [FB], Notre Dame 83-86
 Moroski, Mike [QB], Cal-Davis 85
 Morris, Dennis [LB], Oklahoma 60-61
 Morrison, Ron [T], New Mexico 60
 Moseley, Mark [K], S.F. Austin 71-72
 Mrosko, Bob [TE], Penn State 89
 Mullins, Eric [WR], Stanford 84-85
Munchak, Mike [G], Penn State . 82-90
 Murdock, Guy [C], Michigan 72
 Murphy, Mike [LB], SW Mo. State 79
 Musgrove, Spain [T], Utah State 70

N

Naponic, Bob [QB], Illinois 70
 Neil, Kenny [DE], Iowa State* 87
 Nelson, Benny [S], Alabama 64
 Nery, Ron [DE], Kansas State 63
 Newsom, Tony [CB], Stephen F. Austin . 87
 Nicholson, Oliver [LB], Texas So. 75
 Nielsen, Gifford [QB], BYU 78-83
 Nix, Kent [QB], Texas Christian 72
Norgard, Erik [C], Colorado 90
 Norton, Jim [S], Idaho 60-68

O

Odom, Sammy [LB], N.W. Louisiana . . . 64
 Olerich, Dave [LB], San Francisco 71
 Oliver, Hubert [FB], Arizona 86
 Onesti, Larry [LB], Northwestern 62-65
Orlando, Bo [S], West Virginia 90
 Otto, Bob [DE], Idaho State* 87
 Owens, Joe [DE], Alcorn State 76

P

Parker, Willie [DT],
 Arkansas A&M*N 67-70
 Parks, Billy [WR],
 Cal. St. Long Beach 73-75
 Parks, Dave [WR], Texas Tech 73
 Parks, Jeff [TE], Auburn 86-87
 Parrish, Bernie [CB], Florida 66
 Parsley, Cliff [P], Oklahoma State 77-82
 Pastorini, Dan [QB], Santa Clara 71-79
 Peacock, Johnny [S], Houston 69-70
 Pease, Brent [QB], Montana 87-88
Peguese, Willis [DE], Miami (Fla.) . 90
 Pennison, Jay [C], Nicholls St. 86-90
 Perkins, Willis [G], Texas Southern 61-63
 Perry, Vernon [S], Jackson State 79-82
 Perlo, Phil [G], Maryland 60
 Petersmark, Brett [C], E. Michigan* 87
 Pettyjohn, Barry [T], Pittsburgh 87
 Phillips, Wes [T], Lenoir Rhyne 79
Pinkett, Allen [RB],
Notre Dame 86-90
 Pitts, Hugh [C], Texas Christian 60
 Poole, Bob [TE], Clemson 66-67
 Poole, Larry [RB], Kent State 78
 Post, Dickie [RB], Houston 71
 Pritchard, Ron [LB], Arizona State 69-72

Q

Queen, Jeff [TE], Morgan State 74
 Quinn, Steve [C], Notre Dame 68

R

Randall, Tom [G], Iowa State 79
 Randle, Tate [DB], Texas Tech 82
 Ransom, Brian [QB], Tennessee St. 83-84
 Reaves, John [QB], Florida 81
 Reed, Alvin [TE], Prairie View 67-72
 Reed, Leo [G], Colorado State 61
 Regner, Tom [G], Notre Dame 67-72
 Reihner, George [G],
 Penn State 77-80, 82
 Reinfeldt, Mike [S],
 Wisconsin-Milwaukee 76-83
 Renfro, Mike [WR], TCU 78-83
 Rhome, Jerry [QB], Tulsa 70
 Rice, Andy [DT], Texas Southern 67
 Rice, Floyd [LB], Alcorn A&M 71-73
 Rice, George [DT], Louisiana State 66-70
 Richardson, Mike [RB], S.M.U. 69-71
 Rieves, Charles [LB], Houston 64
 Riley, Avon [LB], UCLA 81-86
 Roaches, Carl [KR], Texas A&M 80-84
 Roberts, Guy [LB], Maryland 72-75
 Robertson, Bob [T], Illinois 68
 Robinson, Paul [RB], Arizona 72-73
 Rodgers, Willie [RB], Kentucky St. 72-75
 Romano, Jim [C], Penn State 84-86

Rossovich, Tim [LB], So. California 76
 Rozier, Mike [RB], Nebraska 85-90
 Rucker, Conrad [TE], Southern 78-79
 Rudolph, Council [DE], Kentucky State . 72
 Rushing, Marion [LB], Southern Illinois . 68

S

Salern, Harvey [T], Cal-Berkeley 83-86
 Sampson, Greg [T], Stanford 72-78
 Saul, Ron [G], Michigan State 70-75
 Sawyer, John [TE], So. Mississippi 75-76
 Schmidt, Bob [C], Minnesota 61-63
 Schuhmacher, John [G], USC 78-85
Seale, Eugene [LB], Lamar 87-90
 Severson, Jeff [S],
 Cal. St. Long Beach 73-74
 Shirkey, George [DT], S.F. Austin 60-61
 Sirmerson, John [G], Purdue 60
 Simonsen, Todd [T], So. Dakota State . . 76
 Skaugstad, Daryle [DT],
 Cal.-Berkeley 81-82
Slack, Reggie [QB], Auburn 90
 Sledge, Leroy [RB], Bakersfield J.C. 71
 Small, Donovan [S], Minnesota* 87
 Smiley, Tom [RB], Lamar Tech 70
Smith, Al [LB], Utah State 87-90
 Smith, Bob [S], Miami (Ohio) 68
 Smith, Bubba [DE], Michigan State 75-76
 Smith, Dave [RB], Ripon 60-64
 Smith, Dave [WR], Indiana-Pa. 72
Smith, Doug [DT], Auburn 85-90
 Smith, Larry [LB], Kentucky* 87
 Smith, Sid [C], So. California 74
 Smith, Tim [WR], Nebraska 80-86
 Smith, Tody [DE], So. California 73-76
 Sochia, Brian [DT], N.W. Oklahoma 83-85
 Sowell, Rich [DB], Alcorn State 77
 Spears, Anthony [DE], Portland State 89
 Spence, Julian [S], Huston-Tillotson 60-61
 Spikes, Jack [RB], Texas Christian 65
 Stabler, Ken [QB], Alabama 80-81
 Steinfeld, Al [G/T], C.W. Post 83
Steinkuhler, Dean [G/T], Neb. 84-90
 Sternrick, Greg [CB], Colorado St. 75-82
 Stensrud, Mike [DT], Iowa State 79-85
 Stith, Carel [DT] Nebraska 67-69
 Stoepel, Terry [T], Tulsa 70
 Stone, Donnie [RB], Arkansas 66
 Stotter, Rich [LB], Houston 88
 Strahan, Arthur [DE], Texas Southern 65
 Stringer, Art [LB], Ball State 77-81
 Strother, Vince [G], Brigham Young 87-88
 Studaway, Mark [DE], Tennessee 84
 Studdard, Les [C], Texas 83
 Sturm, Jerry [C], Illinois 71
 Suci, Bob [S], Michigan State 62
 Suggs, Walt [T], Miss. State 62-71
 Superick, Steve [P], West Virginia* 87
 Sutton, Mickey [S], Auburn 66
 Swatland, Dick [G], Notre Dame 68

T

Talamini, Bob [G], Kentucky 60-67
 Tasker, Steve [WR] Northwestern 85-86
 Tatum, Jack [DB], Ohio State 80
 Taylor, Altie [RB], Utah State 76
 Taylor, Lionel [WR],
 New Mexico Highlands 67-68
 Taylor, Malcolm [DE],
 Tennessee State 82-83, 86
 Thomas, Bill [RB], Boston College 73
Thomas, Dee [CB], Nicholls State . 90
 Thomas, Earl [WR], Houston 76
 Thomas, Lee [DE], Jackson State 75
 Thomasselli, Rich [RB],
 West Virginia Wesleyan 81-82
 Thompson, Emmuel [CB], Texas A&I* 87
 Thompson, Ted [LB], S.M.U. 75-84
 Tillman, Mike [DT], Montana 71-72
 Tillman, Spencer [RB], Oklahoma 87-88
 Tobin, Bill [RB], Missouri 63
 Tolar, Charles [RB], N.W. Louisiana 60-66
 Tolbert, Jim [CB], Lincoln 72
 Towns, Morris [T], Missouri 77-83
 Trammell, Allen [S], Florida 66
 Trask, Orville [DT], Rice 60-61
 Trull, Don [QB], Baylor 64-69
 Tullis, Willie [DB], Troy State 81-84
 Turner, Dwain [DT], Rice* 87

U

Underwood, Olen [LB], Texas 66-70

V

Valentine, Ira [RB], Texas A&M 87
 Vanoy, Vernon [DT], Kansas 73
 Verhulst, Chris [TE], Chico State 88-89
 Viltz, Theo [CB], So. California 66
 Vogel, Paul [LB], South Carolina* 87
 Voight, Mike [RB], N. Carolina 77

W

Wainscott, Lloyd [LB], Texas	69-70
Walker, Wayne [K], N.W. Louisiana	68
Wallace, Ray [FB], Purdue	86-87
Wallner, Fred [G], Notre Dame	60
Walls, Herkie [WR], Texas	83-84
Walsh, Ward [RB], Colorado	71-72
Walters, Joey [WR], Clemson	87
Walton, Sam [T], East Texas State	71
Washington, Ted [LB], Miss. Valley	73-82
Washington, Vic [RB], Wyoming	74
Watson, Ed [LB], Grambling	69
Webster, George [LB], Michigan St.	67-72
Wegener, Bucky [DT], Missouri	62-63
Weger, Mike [S], Bowling Green	76-77
Weir, Sammy [WR], Arkansas State	65
Wells, Robert [T], J.C. Smith	72
Wells, Terence [RB], So. Mississippi	74
Wharton, Hogan [G], Houston	60-63
White, Bob [RB], Ohio State	60
White, Jim [DE], Colorado State	74-75
White, John [TE], Texas Southern	60-61
White, Lorenzo [RB], Michigan State	88-90
White, Robert [CB], Lamar*	87
Whitley, Wilson [DT], Houston	83
Whittington, C.L. [FS], Prairie View	74-78
Wilkerson, Doug [G], N. Carolina Cent	70
Williams, David [T], Florida	89-90
Williams, Doug [T/G], Texas A&M	86-88

Williams, Jamie [TE], Nebraska	84-88
Williams, Maxie [G], S.E. Louisiana	65
Williams, Oliver [WR], Illinois*	87
Williams, Ralph [G], Southern	82
Williams, Richard [RB], Memphis State	84
Williams, Sam [CB], New Mexico Highlands	76
Willis, Fred [RB], Boston College	72-77
Wilson, J.C. [DB], Pittsburgh	78-83
Wilson, Tim [RB/TE], Maryland	77-82
Wisener, Gary [CB], Baylor	61
Witcher, Albert [S], Baylor	60
Witkowski, John [QB], Columbia	86-87
Wittenborn, John [G], SE Missouri	64-68
Woods, Glenn [DT], Prairie View	69
Woods, Robert [WR], Grambling	78
Woolfolk, Butch [RB], Michigan	85-86
Wright, Elmo [WR], Houston	75
Wyatt, Alvin [CB], Southern	73

Y

Yarno, George [C/G], Washington State	89
Yeats, James [TE], Florida	60
Young, Almon [G], Bethune-Cook	87
Young, Bob [G], Howard Payne	71, 80
Young, James [DE], Texas Sou.	77-79

Z

Zaeske, Paul [WR], North Park	69-70
Zendejas, Tony [K], Nev.-Reno	85-90

HALL OF FAME OILERS

GEORGE BLANDA



KEN HOUSTON



EARL CAMPBELL



Three former Oilers have achieved the ultimate honor in their sport—induction into the Pro Football Hall of Fame in Canton, Ohio. The distinguished trio includes George Blanda (inducted in 1981), Ken Houston (inducted in 1986), and Earl Campbell (inducted in 1991).

Blanda played quarterback and was the placekicker for the Oilers from 1960-66 during an NFL-record 26-year career (Bears 1949, Colts 1950, Bears 1950-58, Raiders 1967-75). His NFL career records include most games (340), most points (2002), most PATs (943), and second in most field goals (335). As an Oiler, Blanda led the team to back-to-back AFL championships in 1960 and '61. He was the team's leading passer and scorer in each of his seven Oiler seasons. Blanda's 36 touchdown passes in 1961 stood as an NFL record for 23 years. Included among his Oiler records are most yards passing (19,149), most passing attempts (2784), most passing attempts in a season (505, 1964), most touchdown passes (165), most points (596), most field goals (91), and most PATs (299).

Houston is considered one of the finest safeties in NFL history. Originally a ninth round draft choice from Prairie View (three-time national champions), he played for 14 seasons, including 1967-72 for the Oilers and 1973-80 for the Redskins. He finished his career with 49 interceptions before retiring to pursue a coaching career. In 14 seasons, Houston achieved Pro Bowl status an amazing 12 consecutive times (1968-69 AFL, 1970-79 NFL), including five selections as an Oiler and seven as a Redskin. At one point in his career, Houston played in 183 consecutive games. He still holds NFL records for most interceptions returned for a touchdown in a career (9), in a season (4, 1971), and in a game (tied-2, vs. San Diego 12/19/71).

Campbell's career achievements are profiled in the "Retired Jerseys" section of this media guide.



Earl Campbell salutes his appreciative fans on the night his jersey was retired, August 13, 1987.

RETIRED JERSEYS

JIM NORTON #43



ELVIN BETHEA #65



EARL CAMPBELL #34



In the 31-year history of the Houston Oilers, only three players have had the distinction of having their jersey number retired. That honor belongs only to #43, Jim Norton; #65, Elvin Bethea; and #34, Earl Campbell.

Norton played nine seasons for the Oilers (1960-68) as a safety and as a punter, establishing team records at both positions. As a rookie from the University of Idaho, Norton was a member of the Oilers' 1960 AFL Championship team. A four-time league all-star, he holds the Oiler record for most interceptions in a career with 45. Also an accomplished punter, Norton is tops in club history with 519 career punts, a 42.3-yard career average, and a long kick of 79 yards (11/22/64 vs. Kansas City).

Bethea joined the Oilers in 1968 after an outstanding career at North Carolina A&T. He started at defensive end in the opener in '68 and didn't miss a game until breaking his arm in November, 1977. That streak of 135 consecutive games played still stands as a club standard. Bethea also holds the Oiler records for most games played (210), most seasons played (16, 1968-83), and most Pro Bowl appearances (tied-7, 1971-75 and 1978-79). Bethea led the team in quarterback sacks six times, including a career-best mark of 14½ in 1976. The Oilers honored him with an "Elvin Bethea Appreciation Night" on August 4, 1983.

Campbell's jersey is the most recent to be retired, being honored at a ceremony on August 13, 1987. He came to Houston as the first player selected in the 1978 NFL draft after having won the 1977 Heisman Trophy at the University of Texas (he was later selected as the Southwest Conference's Offensive Player of the Decade for the 1970's). Campbell played eight NFL seasons (6½ for Houston, 1½ for New Orleans) from 1978-85 and ranked as the seventh leading rusher in league history with 9407 yards. In addition, he was eighth all-time in NFL annals in both rushing touchdowns (74) and attempts (2187). Known as "The Tyler Rose," he led the league in rushing in each of his first three seasons, winning the NFL's Most Valuable Player award in each of those years. Campbell's string of four consecutive 1000-yard seasons beginning with his rookie year was interrupted by the strike-shortened nine-game season in 1982. However, he posted his fifth 1000-yard effort the following season. During his career, Campbell was selected to five Pro Bowls (1978-81, 1983). Campbell holds virtually every Oiler rushing record including most yards in a career (8574) and in a season (1934 in 1980). His 19 rushing touchdowns in 1979 was the third highest single-season total in NFL history while that 1934 yards in '80 was also the third best in the league record book. One of Campbell's highest honors occurred when he was officially designated as a Texas Legend by the State Legislature. Davy Crockett, Sam Houston, and Stephen F. Austin are the only others to achieve that high-ranking honor, and Campbell is the only designee in this century.

Norton, Bethea, and Campbell's jerseys are permanently displayed at the Oilers' training facility and serve as a constant reminder of their tremendous contributions to the City of Houston and to the Oilers.



HISTORICAL HIGHLIGHTS

1959

August 3—K.S. "Bud" Adams, Jr. announces Houston's entry into the American Football League.

August 15—AFL formally organized with six cities—Los Angeles, New York, Denver, Dallas, Houston and Minneapolis-St. Paul.

October 18—John W. Breen hired as Oiler Player Personnel Director.

October 31—Adams names the team "Oilers"—"for sentimental and social reasons."

November 22—AFL conducts first player draft. Oilers select Heisman Trophy winner Billy Cannon of LSU.

December 8—Oilers sign first players Don Hitt and Tony Banfield, both of Oklahoma State.

1960

January 1—Oilers sign their first draft choice in LSU's Billy Cannon.

January 3—Oilers name former Cleveland great Lou Rymkus as first head coach.

January 24—Walt Schlinkman named to Oiler coaching staff as offensive backfield coach.

February 20—Oilers sign veteran pro quarterback George Blanda.

March 8—Houston School Board approves lease of Jeppesen Stadium to K.S. "Bud" Adams, Jr., and gives permission to increase seating capacity from 22,000 to 36,000.

June 21—Court rules that Billy Cannon will play with the Houston Oilers.

July 15—Houston opens first training camp at the University of Houston with daily practices to be held at Busch Field during season.

August 6—Oilers lose, 27-10, to Dallas Texans in first pre-season game at Tulsa.

August 20—Oilers defeat Denver, 42-3, before 18,500 in home debut at Jeppesen.

September 11—Oilers win first regular season contest, 37-22, over Oakland in San Francisco. Charles Hennigan scores first Oiler TD on a 43-yard pass from George Blanda. Dave Smith scored first Oiler TD rushing on 8-yard run. Smith had 104 yards on 19 carries during game.

December 11—Oilers clinch AFL Eastern Division title with 31-23 win over Buffalo in Houston.

December 29—Lou Rymkus named AFL's first Coach of the Year.

1961

January 1—Oilers win first AFL Championship by defeating Los Angeles Chargers, 24-16, before 32,000 fans at Jeppesen Stadium. Billy Cannon was named game's MVP; Blanda completed 16 of 32 passes for 301 yards and three TD's. Winning players share: \$1,016.42.

September 9—Oilers open regular season with a 55-0 rout of Oakland at Jeppesen despite threats from Hurricane Carla.

October 16—Wally Lemm replaces Lou Rymkus as head coach after Oilers have only a tie, one victory and three losses in five starts.

October 22—Oilers defeat Dallas Texans, 38-7, in first outing under Wally Lemm. George Blanda comes off the bench to throw three TD passes, kick 53-yard field goal and three PAT's.

October 29—George Blanda sets AFL passing record with 464 yards on 18 of 32 for four TD's as Oilers win 28-16 at Buffalo.

November 19—George Blanda throws seven touchdown passes against New York in 49-13 win to set AFL record and the all-time pro record.

December 3—Oilers defeat previously unbeaten San Diego, 33-13, before Houston's largest crowd, 37,845. Charles Hennigan catches 10 passes for 214 yards and three TD's. George Blanda hits on 20 of 34 attempts for 351 yards and four TD's and kicks AFL record 55-yard field goal.

December 10—Billy Cannon scores five TD's (3 rushing, 2 receiving), carries 25 times for 216 yards, and has five catches for 115 yards to account for 330 total yards of offense (of team's 473) as Oilers defeat New York, 48-21, in Polo Grounds.

December 17—Oilers win second straight Eastern Division crown by beating Oakland, 47-16, in Oakland. Oilers become first pro team in history to score over 500 points in one season with 513 points in 14 games.

December 20—Wally Lemm named AFL Coach of the Year.

December 23—George Blanda named AFL Player of the Year.

December 24—Oilers win second straight AFL title, defeating San Diego, 10-3, in San Diego. Billy Cannon wins MVP award for second straight year. Winning players share: \$1,724.00.

1962

February 23—Wally Lemm resigns to become head coach of St. Louis Cardinals.

March 5—Oilers name Frank (Pop) Ivy as head coach.

September 9—Oilers open regular season play with 28-23 win at Buffalo.

September 16—Oilers lose to Boston, 34-21, in first pro game in historic Harvard Stadium.

October 14—Oilers set AFL scoring record with 56-17 win over New York as George Blanda hits on six TD passes.

December 15—Oilers win third consecutive Eastern Division title 44-10 over New York. Charlie Tolar gets 107 yards on 18 carries to become the first Oiler back to gain over 1,000 yards in one season. His total was 1,012 on 244 carries. Oilers compile best regular season record in club's history with 11 wins, three losses.

December 23—Oilers lose AFL title to Dallas Texans, 20-17, in historic six-quarter game.

1963

December 15—Oilers lose 52-49 at Boston in "Pop" Ivy's final game as head coach.

1964

March 1—Oilers announce building of a new training site at Fannin and Braeswood.

June 2—Frank (Pop) Ivy relieved of head coach-general manager duties. "Bud" Adams names Sammy Baugh the new head coach and Carroll Martin the new general manager.

July 15—Oilers open training camp at new site—Fannin and Braeswood.

August 14—Oilers loan Jacky Lee to Denver for two years; receive defensive lineman Bud McFadin and No. 1 draft choice.

September 8—Oilers trade Billy Cannon to Oakland for Bob Jackson, Sonny Bishop, and Dobie Craig.

September 13—Rookie Sid Blanks sets AFL record with 91-yard TD run against New York in Houston.

December 18—Sammy Baugh resigns as Oiler head coach.

December 20—Oilers play final game in Jeppesen Stadium, defeating Denver, 34-15 to end season with 4-10 record. Charles Hennigan catches 101st pass of season to set new all-time pro record.

December 22—Hugh (Bones) Taylor named Oiler head coach as Sammy Baugh stays on staff as assistant.

1965

June 5—Oilers announce they will not play in Harris County Dome Stadium because of "unrealistic lease agreement." Sign five-year lease with Rice University for use of Rice Stadium.

1966

January 13—K.S. "Bud" Adams, Jr. names Don Klosterman as Oilers' Executive Vice-President and General Manager.

January 29—Wally Lemm is named Oiler Head Coach by Dan Klosterman.

June 8—Oilers sign Ernie Ladd; Commissioner awards Willie Frazier and Pete Jaquess to San Diego in compensation.

June 9—The AFL and NFL announce plans to merge into one league by 1970. Common draft and championship game are scheduled immediately.

September 3—Oilers open regular season play with 45-7 home victory over the Denver Broncos. Denver was held to no first downs, an AFL record.

November 17—Oilers relinquish rights to Ralph Neely to Dallas. Oilers receive in return Dallas' first draft choice and two others. Teams (Dallas-Houston) announce three pre-season games with first set for Houston in 1967.

1967

March 14—First common draft between AFL and NFL; Oilers take Michigan State All-America George Webster as their No. 1 choice.

April 2—Oilers announce they will hold 1967 training camp at Schreiner Institute in Kerrville, Texas. Only third time in history Oilers will have trained outside Houston.

April 15—Oilers sign their No. 1 draft choice in Michigan State's two-time All-America linebacker George Webster.

December 17—Oilers clinch Eastern Division title with 24-17 win over San Diego at Rice Stadium and become first team to go from cellar to division title in one season, a feat accomplished with 15 rookies on the squad.

December 20—Four Oilers are named to All-AFL team. Defensive end Pat Holmes, cornerback Miller Farr, guard Bob Talamini, and rookie linebacker George Webster named to AFL elite unit.

December 23—Oiler linebacker George Webster, the number one choice from Michigan State, is unanimous choice as AFL's defensive Rookie of the Year.

December 23—Oilers complete regular season with 41-10 romp over Miami Dolphins in Orange Bowl and wrap up Eastern Division Championship.

1968

January 1—Oakland Raiders break open close game in second quarter and wallop Oilers, 40-7, in AFL championship game. Only Oiler TD comes in fourth quarter on pass from Pete Beathard to Charles Frazier.

February 10—Oiler owner K.S. "Bud" Adams, Jr. announces that Oilers will move to the Harris County Dome Stadium for the 1968 season. Contract with Rice will be settled.

June 27—NFL players vote to strike as negotiations between owners and players falter and threaten the start of '68 training camps. Conflict arose over wages and pension plan.

July 6—NFL owners postpone the start of all training camps until settlement of wage-pension dispute with NFL Players Association.

1969

January 25—Oiler linebacker George Webster is one of four AFL players named to Pro Football Writers Association's first combined All-Pro team.

April 15—Jim Norton, last of the original Houston Oilers, announces his retirement after nine years and Oiler owner K.S. "Bud" Adams, Jr. retires his number 43 jersey.

May 10—Historic merger of AFL-NFL sees Cleveland, Pittsburgh, and Baltimore switch to AFL to form two 13-team divisions to be known as the American and National Football Conference of the National Football League.

August 28—Oilers lose heartbreaking 14-11 decision to Dallas Cowboys in Astrodome before standing room only crowd.

December 14—Oilers need victory over Boston in Astrodome to assure playoff spot as runner-up team in Eastern Division despite 5-6-2 record. Oilers come from behind to take 27-23 triumph and finish with 6-6-2 record.

December 21—Oilers lose bid for championship in 56-7 loss to Oakland in playoff game. Daryle Lamonica hurls six TD passes for Raiders. Kansas City defeated New York, 13-6, to set up all-Western Division title game. Kansas City wins AFL title 17-7 over Oakland.

December 23—George Webster named All-Pro for third consecutive year.

1970

January 15—Oiler linebacker George Webster named to Pro Football Hall of Fame's All-Time AFL defensive unit. The three-year Oiler veteran was youngest and least experienced player named to the team.

January 21—Oilers trade quarterback Pete Beathard and cornerback Miller Farr to St. Louis Cardinals for quarterback Charley Johnson and cornerback Bob Atkins.

June 30—Oiler veterans join NFL Players Association strike. Owners bar veterans from training camps. Dispute revolved around pension plan.

July 14—Oilers open training camp at Schreiner Institute in Kerrville, Texas with only rookies reporting.

August 3—Veterans report to training camp after settlement of NFL-NFLPA pension dispute.

August 29—Oilers defeat Dallas Cowboys, 37-21 in Astrodome as Jerry LeVias scores three touchdowns in game.

November 1—Oiler Head Coach Wally Lemm, who led Oilers to AFL title in 1961 and to Eastern Division title in 1967, announces he will retire at the end of 1970 season.

1971

January 21—Oiler owner K.S. "Bud" Adams, Jr. names Ed Hughes to be the sixth head coach in Oiler history.

January 26—Oilers trade running back Hoyle Granger, tackle Terry Stoepel, and defensive end Charles Blossom to New Orleans for defensive tackle Dave Rowe and wide receiver Ken Burrough.

January 28—The Oilers, who pick third behind Boston and New Orleans in the college draft, select quarterback Dan Pastorini of Santa Clara in the first round and grab quarterback Lynn Dickey of Kansas State in the third round.

May 5—Oilers name John W. Breen as general manager, replacing Bob Brodhead. Breen was the first employee hired by Oiler owner K.S. "Bud" Adams, Jr. in 1959 when the American Football League was formed.

July 24—Oilers' number one draft choice, Dan Pastorini of Santa Clara, signs contract.

July 31—Oilers battle Los Angeles Rams in Hall of Fame game in Canton, Ohio with Rams winning 17-6.

December 12—Safety Ken Houston ties all-time pro record for touchdowns on interceptions with theft against Buffalo in Oilers' 20-14 victory. Houston tied record of seven set by Erich Barnes and Herb Adderley.

December 19—Oilers close out season with third straight victory by blasting San Diego, 49-33 for highest point production since 1963. Ken Houston establishes all-time pro record with two touchdowns on interceptions. The five-year veteran intercepted successive John Hadl passes in the third quarter and returned them for touchdowns of 35 and 29 yards to run his career total to 9. His four returns of interceptions for TD's in one year is also an NFL record.

December 24—Oiler defensive end Elvin Bethea and safety Ken Houston are named to AFC Pro Bowl squad. It was second straight selection for Houston.

December 30—Oilers name former Florida State and Rice University coach Bill Peterson as their new head coach.

1972

February 1—Greg Sampson, a 6-5½, 265-pound defensive tackle from Stanford, is Houston's No. 1 draft choice.

March 21—K.S. "Bud" Adams, Jr. spearheads a drive which lands the

1974 Super Bowl game for Houston. The game will be played in Rice Stadium on January 13, 1974.

April 9—Walt Schlinkman named by Oilers as Director of Player Personnel.

June 8—Ken Houston named best strong safety in pro football by Pro Football Weekly.

July 8—Oilers sign No. 1 draft choice Greg Sampson from Stanford to multi-year contract.

October 1—Oilers stun Joe Namath and New York Jets, 26-20, in the Astrodome for only victory of 1972 season.

October 23—Guy Murdock, Oilers' rookie center, named to UPI's All-Rookie team.

1973

March 2—Veteran coach and front office executive Sid Gillman accepts position of Executive Vice-President and General Manager of Houston Oilers, replacing John Breen who retired.

October 16—Bill Peterson is fired as head coach of Oilers after 48-20 loss to Denver, making Peterson's regular season record in one and one-half years 1-18. Sid Gillman assumes dual role of General Manager-Head Coach for the rest of year.

November 5—Oilers win only game of 1973 season, 31-27, over Baltimore Colts as Lynn Dickey completes 22 of 32 passes for 340 yards and three touchdowns.

December 19—Oiler defensive end Elvin Bethea named to Pro Bowl team for third straight year.

1974

January 18—Sid Gillman announces decision to remain as General Manager-Head Coach for at least one more season, ending speculation that a new head coach would be named.

February 8—Former New Orleans and New York Jets coach Ed Biles joins Oilers as defensive assistant.

March 7—O.A. "Bum" Phillips, a veteran Texas high school and college coach who was with Sid Gillman at San Diego, is hired by Oilers as defensive coordinator.

April 20—NFL owners, meeting in New York, vote in sweeping rule changes designed to open up the game with more offense.

July 6—Oiler rookies report to training camp amid pickets carried by Oiler veterans who were members of the National Football League Players' Association. The NFLPA went on strike against the owners officially on July 1.

August 3—Oilers win first opening pre-season game since 1969 with 16-7 victory over the New York Giants. The game was played mostly with rookies and free agents since the veterans were on strike.

August 11—NFLPA strike ends for 14-day "cooling-off" period and Oiler veterans report to camp.

August 28—Oiler tackle John Matuszak tries to jump his contract and sign with World Football League Houston Texans. Oilers obtain temporary restraining order and present it to Matuszak at Texans' game with New York Stars. Matuszak is put on inactive list until trial.

September 5—Oilers and WFL Texans meet in court over John Matuszak dispute.

September 9—State District Judge Arthur Leshner grants temporary injunction against John Matuszak playing for any other team than Oilers until further court hearings. Matuszak remains on inactive list.

September 15—Oilers open regular season with 21-14 win over San Diego, Houston's first regular season home victory since October 1, 1972.

October 22—Oilers trade John Matuszak and No. 3 draft choice to Kansas City for Curley Culp and draft choice, ending court battle.

December 15—Oilers defeat Cleveland for first time in history, 28-24, and complete a 7-7 season, the best in Houston since 1968.

1975

January 2—Assistant General Manager Dan Downs resigns, citing differences with Head Coach-General Manager Sid Gillman.

January 25—O.A. "Bum" Phillips named Oiler head coach by Sid Gillman, who says he will remain in single role as general manager.

January 28—Oilers pick Jackson State linebacker Robert Brazile in the first round of the NFL draft. Brazile was the sixth player picked in the draft. Houston also took Texas A&I running back Don Hardeman with a later first round selection, and chose Kansas wide receiver Emmett Edwards in the second round.

February 14—Sid Gillman leaves Oilers as general manager by mutual consent with owner "Bud" Adams. O.A. Bum Phillips adds title of general manager to head coaching duties.

August 2—Rookies Emmett Edwards of Kansas, Robert Brazile of Jackson State, and Don Hardeman of Texas A&I are Oiler rookies participating in College All-Star game against world champion Pittsburgh Steelers in Chicago.

September 20—Seven rookies make Oilers' 43-man squad—draft choices Robert Brazile, linebacker from Jackson State; fullback Don Hardeman of Texas A&I; wide receiver Emmett Edwards of Kansas; defensive back Mark Cotney of Cameron State; tight end John Sawyer of Southern Mississippi, and free agents defensive back Greg Sternick of

Colorado State and linebacker Ted Thompson of Southern Methodist.

September 21—Oilers open 1975 NFL season with 7-0 win over New England Patriots. Only TD was fumble return for score by Oilers' Willie Germany in first quarter.

October 12—Houston scores its first win in history at Cleveland, with 40-10 triumph.

October 19—Oilers come from behind to defeat Washington 13-10 in Astrodome for first win ever over NFC team.

November 16—Oilers rebound from Pittsburgh loss with 20-19 win over Miami as Billy Johnson ties all-time pro record for TD's in one season on returns (4).

December 7—Oilers bounce back from two straight losses to defeat San Francisco, 27-13, to complete sweep of NFC teams. Billy Johnson missed all-time return record when he missed TD by one yard, returning punt 76 yards to 49er one-yard line.

December 14—Oilers score on game's final play to nip Oakland 27-26 for first win over Raiders since 1966. Dan Pastorini passed two yards to tight end Mack Alston for the score and Skip Butler kicked the extra point. Oakland had won eight straight games from the Oilers.

December 21—Oilers close out finest season since 1962 with 21-10 win over Cleveland, giving Coach Bum Phillips a 10-4-0 record in his first year as a head coach. Oilers set a new home attendance record, averaging 48,000 in seven home games.

December 31—U.S. District Judge Earl F. Larson declared the Pete Rozelle Rule was illegal, thus taking the option-compensation clause out for NFL teams.

1976

January 27—NFC All-Stars come from behind to nip AFC All-Stars in annual Pro Bowl game in New Orleans Superdome, but Oilers' Billy Johnson named MVP of game. He set new records including 90-yard TD gallop on punt return. Oilers had five players—Curley Culp, Elvin Bethea, Ken Burrough, Dan Pastorini, and Billy Johnson play. Pastorini passed 64 yards to Burrough for an AFC score.

February 10—Wade Phillips, son of Head Coach Bum Phillips, named to Oiler coaching staff as linebacker coach. Phillips had been an assistant at University of Kansas.

March 1—Ladd K. Herzeg appointed Financial Vice-President of the Houston Oilers and elected to the Board of Directors.

April 1—Oilers lose Fred Hoaglin, Mark Cotney, and Jesse O'Neal in NFL expansion draft.

April 2—Oilers trade quarterback Lynn Dickey to Green Bay for quarterback John Hadl, cornerback Ken Ellis, draft choices, and cash.

April 9—Oilers make Mike Barber of Louisiana Tech their number one pick in the 1976 college draft. Oilers did not have first round selection, so Barber was picked in 2nd round or 48th player in draft selected.

September 4—Jim McLemore, Oiler public relations director, is stricken with a fatal heart attack just before the Houston-Dallas pre-season game at Texas Stadium.

1977

January 14—Head Coach and General Manager O.A. "Bum" Phillips announces the appointment of Ken Shipp as offensive coordinator with King Hill becoming receiver coach, and the appointment of Joe Bugel as offensive line coach.

February 2—Pat Pepler is named assistant general manager.

May 3—Oilers draft offensive tackle Morris Towns of Missouri as their first-round pick.

October 9—Oilers march into first place in the AFC Central Division after whipping Pittsburgh 27-10 at the Astrodome, but lose Dan Pastorini to an ankle and back injury.

November 6—With a healthy Dan Pastorini back in the lineup, Oilers come of age with a 47-0 blasting of Chicago, a team that went on to be the NFC's wild card representative in the playoffs.

November 13—Oakland holds off Oilers 34-29 as Houston defensive end Elvin Bethea suffers a broken arm after playing in 135 consecutive games, a team record.

1978

January 7—Owner K.S. "Bud" Adams Jr. announces the appointment of Ladd K. Herzeg as Senior Vice-President and Chief Administrative Officer of the Houston Oilers.

January 24—Curley Culp, Ken Burrough, Billy Johnson, and Robert Brazile play for AFC on Pro Bowl team.

February 1—Billy Johnson selected as winner of the 1978 "Johnny Unitas Award" by the New England Quarterback Club.

April 15—Oilers announce a long-term contract with Texas State Network to air Oiler games.

April 24—Oilers trade three draft picks and tight end Jimmie Giles to Tampa Bay for rights to 1978 number one draft selection in order to choose Texas All-America and Heisman Trophy winner Earl Campbell.

July 9—Rookies report to Oiler training camp at Angelo State University in San Angelo, Texas.

October 23—Houston ends Pittsburgh's seven game win streak with Monday night victory over the Steelers, 21-17, Houston's first win ever on Monday night football.

November 12—Houston comes from 23-0 deficit to capture 26-23 win over New England Patriots.

November 20—Earl Campbell rushes for 4 touchdowns against Miami Dolphins in Oilers' 35-30 victory. Campbell's two Monday night appearances netted him 7 of his 13 season TD's.

November 26—Earl Campbell gains 100 yards rushing vs. Cincinnati before home crowd to tie NFL record for most 100-yard games by a rookie—7 (ties Franco Harris and Don Woods). Also broke Oiler single season records of most yards rushing (Hoyle Granger—1194 yards in 1967) and most attempts rushing (Charlie Tolar—224 yards in 1962).

December 10—Houston captures 17-12 decision over New Orleans Saints to clinch berth in AFC Wild Card game versus Miami.

December 24—Houston wins first playoff game since 1961 by defeating Miami 17-9 in the Orange Bowl.

December 31—Oilers continue playoff march with 31-14 win against New England before 61,297 chilled fans in Foxboro, Mass.

1979

January 7—Houston playoff dreams end as Pittsburgh takes 34-5 victory in AFC Championship game. Oilers welcomed by 50,000 loyal fans in the Astrodome as radio station KILT sponsors homecoming.

January 30—Earl Campbell, Elvin Bethea, Robert Brazile, and Curley Culp represent Houston in the Pro Bowl in Los Angeles.

May 4—Mike Stensrud of Iowa State selected in Round 2 of 1979 NFL Draft (Oilers' first-round choice traded to Kansas City Chiefs).

August 3—Oiler offensive tackle Greg Sampson undergoes brain surgery, which signals the end to a promising career.

September 2—Oilers defeat Redskins 29-27 in opening game. Earl Campbell gains 166 yards on club record 32 carries.

September 16—Before a reunion of the Houston Oilers 1960 American Football League championship team. Oilers win 20-6 over Kansas City Chiefs.

November 22—Before national television audience on Thanksgiving Day, Houston defeats cross-state rival Dallas 30-24 for fifth consecutive win.

December 10—Again with the entire nation looking on, Houston defeats division nemesis Pittsburgh 20-17, giving Oilers spot in 1979 playoffs.

December 17—Several Oilers lock up individual titles: Earl Campbell is NFL rushing champion for the second consecutive year; Mike Reinfeldt captures the crown for most interceptions in NFL with 12; Toni Fritsch was the most accurate field goal kicker, connecting on 21-25 attempts; and Jesse Baker leads the AFC in quarterback sacks with 15½.

December 23—In first playoff game played in Houston since 1962, Oilers defeat Denver Broncos 13-7. Key offensive players Earl Campbell, Dan Pastorini, and Ken Burrough were all injured and their status for the following game versus San Diego was questionable.

December 29—Traveling to San Diego, the Oilers were underdogs as the three offensive stars injured versus Denver were unable to participate. Backup quarterback Gifford Nielsen played conservative offense as Rob Carpenter, who was also injured earlier in the week and was on crutches the night before the game, gained 67 yards rushing in his best effort of the season. The big star of the game, however, was strong safety Vernon Perry as he intercepted an NFL record four passes in a playoff game. Oilers defeat San Diego 17-14.

1980

January 6—In a rematch of the 1978 AFC Championship Game, the Oilers traveled to Pittsburgh for the right to represent the AFC in Super Bowl XIV. The Steelers won 27-13 in a game that saw a controversial call keep Mike Renfro from scoring what would have been tying score late in third quarter.

January 7—In the wee hours of the morning, the Oilers return from Pittsburgh to an excited throng of 70,000 people at the Astrodome.

January 28—Six Oilers represent Houston in the NFL Pro Bowl: RB Earl Campbell, T Leon Gray, PK Toni Fritsch, LB Robert Brazile, S Mike Reinfeldt, and DE Elvin Bethea.

April 29—The Oilers take T Angelo Fields of Michigan State as their first choice in the NFL draft. Fields was taken in round two after the Oilers had traded their first round choice.

September 15—Before the largest stadium crowd to ever witness an Oilers' game (80,243), Houston defeats the Browns in Cleveland Stadium by a 16-7 score. The game was also televised before a national audience on Monday Night Football.

October 14—Oilers acquire All-Pro tight end Dave Casper from Oakland for undisclosed draft picks.

October 19—Earl Campbell becomes only the second running back in the history of the Oiler franchise to rush for over 200 yards in a single game when he paced the Oilers to a 21-14 triumph over Tampa Bay with 206 yards rushing. Club rushing record for single game is 216 yards by Billy Cannon (Dec. 10, 1961 vs. New York Titans).

October 26—Earl Campbell ties NFL record for most consecutive 200-yard games rushing (two) with 202 yards vs. Cincinnati in the Astrodome. He had gained 203 yards versus Tampa Bay the week before. Now shares record with O.J. Simpson (Buffalo, 1973, 1976). Oilers defeat Bengals 23-3.

November 10—In second Oilers' victory on the NFL's edition of Monday Night Football this season, Houston defeats the New England Patriots 38-34 before sellout Astrodome crowd. QB Ken Stabler completes 15 of 18 passes (83%) for 258 yards and three TDs. RB Earl Campbell pushed his season rushing total to 1,094 with 130 yards vs. Pats, the third time in his three-year career that he totaled over 1,000 yards rushing in single season.

December 4—Houston's defense rises to test as the Oilers shut out the Pittsburgh Steelers 6-0. Toni Fritsch provided all the points the Oilers would need with two field goals. This marked the third evening prime time win of the season for the Oilers as the game was played in the Astrodome before a sell-out crowd and a national television audience. It marked the first shutout registered by the Oilers since a 47-0 win over the Chicago Bears, November 6, 1977.

December 21—Oilers clinch third playoff spot in as many years with 20-16 victory over the Minnesota Vikings in the Astrodome. Earl Campbell sets NFL record by rushing for over 200 yards in single game four times in one season. He finished season with 1,934 yards, second highest total in NFL history behind O.J. Simpson's total of 2,003 yards gained in 1973 with the Buffalo Bills. The Oilers must wait until the final game of the season to see who their playoff opponent will be, as their 11-5 record equals that of division foe Cleveland, but Oilers become Wild Card participant due to tie-breaker procedures as the Browns win the division title.

December 28—Oilers' season comes to an end with disappointing AFC Wild Card loss at the hands of the eventual Super Bowl champion Oakland Raiders. The loss marks the third consecutive year that the Oilers have been eliminated from the playoff picture by the eventual Super Bowl champions (Pittsburgh Steelers in both 1978 and 1979).

December 31—K.S. "Bud" Adams, Jr. relieves O.A. "Burn" Phillips of his duties as Head Coach and General Manager. Ladd K. Herzeg is promoted from post of Senior Vice President/Chief Administrative Officer to the position of Executive Vice President and General Manager of the Oilers.

1981

January 3—Oilers announce the selection of Ed Biles as their new head coach. Biles had been Oilers' defensive coordinator since 1975.

February 8—Dick Nolan, former Head Coach for the New Orleans Saints and the San Francisco 49ers, named defensive coordinator.

February 15—Mike Holovak named as Assistant General Manager by the Oilers. Holovak brings over twenty years experience in professional coaching and the executive level of the NFL.

September 6—Oilers defeat Rams in season opener in Los Angeles, 27-20 as rookie Willie Tullis returns kickoff 95 yards for score in final minute of game. Win gives new Head Coach Ed Biles his first as head coach of NFL club.

October 4—Oilers run record to 3-2 with 17-0 victory over eventual AFC champion Cincinnati in Astrodome as Earl Campbell runs for 182 yards. Carl Roaches returns kickoff 96 yards for TD as team ties club record for most return TDs in single season (2).

November 8—Oilers defeat last year's Super Bowl champion Oakland Raiders 17-16 in the Astrodome.

December 20—Oilers finish season with win over division rival Pittsburgh 21-20 in Astrodome. Gifford Nielsen completes 24 of 37 passes for 376 yards and 3 TDs, all to TE Dave Casper.

1982

January 19—Former All Pro defensive back Ken Houston returns to Oilers as defensive assistant assigned to work with the DBs. Houston had been All Pro performer before being traded to Redskins where he retired following 1980 season.

January 31—Oilers open 2.5 million dollar training facility less than two miles from Astrodome. Owner-President K.S. "Bud" Adams, Jr. provided funds for what must be considered one of top facilities in entire NFL.

February 3—Oilers announce new three year contract with Mutual Broadcasting System for radio rights to Houston's games. KTRH-AM Radio in Houston will serve as flagship station.

March 18—Oilers announce that head coach Ed Biles has been given a contract extension. Terms of the contract were not released.

April 28—Oilers select Penn State G Mike Munchak in first round of NFL draft. It is the first number one choice in the draft that Oilers have had since Earl Campbell was selected in first round in 1978.

May 3—Computer added to Oilers lineup to assist club with player personnel, college scouting, ticket and business operations as well as many other functions within the organization.

September 17—Oilers acquire QB Archie Manning from New Orleans Saints in one-for-one swap for T Leon Gray.

September 20—NFL Players' Association strike announced.

November 16—Settlement of 57-day player strike announced by NFL Management Council and NFL Players' Association.

1983

January 2—Oilers fall to Cincinnati Bengals 35-27 to conclude 1982 regular season play. This game was rescheduled from November 14 (canceled due to players' strike).

January 25—Chuck Studley joins Oilers as defensive coordinator after

successful stints with San Francisco 49ers (Super Bowl champs following '81 season) and Cincinnati Bengals.

February 1—Oilers perennial All-Pro DE Elvin Bethea decides not to retire following 1982 season and will return for his 16th year in the NFL, all with the Oilers.

February 2—Oilers announce promotion of Mike Holovak from Assistant General Manager to VP/Player Personnel. Holovak's contract with the club is extended through the 1986 season.

April 6—Jerry Trupiano, Wally Lemm (former Oilers Head Coach), and John O'Reilly named to Oilers radio broadcast team. KTRH in Houston will again serve as the flagship station for the Oilers/Mutual Radio Network.

April 23—The Oilers announce trade of their second pick in first round to Los Angeles Rams for the third pick overall in draft. Oilers receive Rams' fourth round choice in 1983 and fourth round choice in 1984 for moving down one notch in first round.

April 24—The Oilers announce their second trade in as many days involving Oilers' first round draft pick. Oilers trade third choice overall in first round to Seattle for ninth choice overall in first round plus Seahawks' second and third round picks in 1983 (combining trades of April 24-25, Oilers moved from second position in first round to ninth and acquired Seahawks' second and third round choice in 1983 and Rams' fourth round choice in 1983 and 1984, a total of four additional picks).

April 26—Oilers select T Bruce Matthews from USC in round one of NFL draft with the ninth choice in the round. Also, for first time since 1969 the Oilers had each of their choices through the first nine rounds.

April 29—Grady C. Sessums, retired Captain of Company "A" Texas Rangers in Houston, named Director of Security for the Oilers.

August 4—In preseason opener, ceremonies honoring Elvin Bethea's sixteen years with the club occurred at halftime. Bethea's jersey, number 65, to be retired at the conclusion of the season.

October 10—Head Coach Ed Biles resigns after 2½ years as head coach.

October 11—The Oilers appoint Defensive Coordinator Chuck Studley as interim head coach.

October 20—Oilers trade QB Archie Manning and TE Dave Casper to Minnesota for second and fourth round picks in 1984 draft.

November 13—Houston defeats Detroit 27-17 for first win of season under leadership of QB Oliver Luck in his first NFL start.

December 11—Houston wins second game of season by defeating Browns 34-27. Both 1983 wins came in the Astrodome.

December 18—Oilers close season with 20-10 loss at Baltimore (Colts' final game played in Baltimore before moving to Indianapolis).

December 28—W.O. "Soapy" Johnson, Oilers' official statistician for 24 years, passes away after long bout with cancer.

1984

January 3—The Oilers name Hugh Campbell as new head coach of club.

January 30—Announcement is made that Kay Dalton will remain as offensive coordinator and also that Jerry Glanville will become new defensive coordinator.

February 3—The Oilers announce that they win the "recruiting war" for free agent QB Warren Moon.

February 10—Entire organization loses tremendous friend with the passing of radio talk-show host John Breen. Breen was first employee hired by the Oilers in 1959 and served in numerous front office capacities, including General Manager and Director of Player Personnel.

April 13—Six year veteran WR Mike Renfro is traded to Dallas for WR Butch Johnson as teams reverse order of selections in the second round of the 1984 draft. Cowboys also receive undisclosed 1985 pick.

April 26—Oilers announce tentative agreement with Nebraska All-America Dean Steinkuhler as team allowed to sign player prior to NFL draft.

May 1—Oilers officially select Dean Steinkuhler and also draft a total of 14 players during the one-day marathon. Of the 14 selected, 10 were defensive players.

May 14—Six-year QB Gifford Nielsen announces retirement to become sportscaster for local television station.

September 2—Oilers open their Silver Anniversary Season versus Los Angeles Raiders. Houston was defeated by the Raiders 24-14 in battle of former AFL rivals as each team celebrates 25 years of play in 1984.

September 6—Oilers and city of Houston celebrate 25th season of professional football at "Silver Salute," which was held on the floor of the Astrodome. The black-tie gala consisted of dinner, dancing and an auction with all proceeds benefiting the Ronald McDonald House. This date was also proclaimed "Houston Oilers Day" by Mayor Kathryn J. Whitmire.

September 9—Newly-acquired QB Warren Moon throws for season high 365 yards (23 of 43 attempts) versus Indianapolis Colts but Oilers lose 35-21 in the Astrodome.

October 9—Oilers trade RB Earl Campbell to New Orleans Saints for first round choice in 1985 draft. The Oilers also obtained C Jim Romano from Raiders for Houston's third and sixth round picks in 1985.

October 26—Oilers announce that KODA-FM will be new flagship station for Oilers' radio broadcasts beginning in 1985. The Oilers and KODA-FM sign a multi-year contract.

November 11—Oilers defeat Chiefs 17-16 in Kansas City after losing opening ten games of the season as Hugh Campbell gets first win as NFL

head coach. Warren Moon completed 73% of his passes (19 of 26) and Larry Moriarty rushed for 117 yards to pace the Oilers.

November 18—Houston wins second consecutive game as Jets fall by a 31-20 margin in the Astrodome. Warren Moon again hits for over 70% of his attempts (20 of 28 for 71%) and throws for three TDs. Larry Moriarty rushes for 138 yards for second consecutive 100 plus yard game.

December 2—Houston defeats Steelers in overtime thriller 23-20 for third win in four weeks before home crowd. Joe Cooper kicks winning field goal with 5:53 elapsed in extra period. It was the first overtime loss in Steeler history, giving them a 5-1-1 record in OT games.

December 12—Mike Munchak, Oilers offensive left guard, selected to play in the AFC-NFC Pro Bowl game January 27, 1985 in Honolulu.

December 16—Curtain closes on anniversary season as Oilers lose to Browns 27-20. WR Tim Smith had season's personal best with 167 yards on seven catches, marking his sixth 100-plus yard game of season. Warren Moon also throws for over 300 yards for the fourth time, tying a club record.

December 17—Warren Moon completes his first NFL season with 3,338 yards passing, breaking the team record set by George Blanda in 1961 (3,330). Tim Smith's 1,141 yards receiving enabled him to become third player in Oilers history to post consecutive 1,000 yard receiving seasons after gaining 1,176 in 1983. Bill Groman (1960-61) and Charlie Hennigan (1963-64) were the others.

1985

July 1—The Oilers sign 1983 Heisman Trophy winner Mike Rozier. Rozier was selected by the Oilers in the first round of the 1984 Supplemental Draft of USFL players.

July 2—Wide Receiver Drew Hill is acquired by the Oilers in a trade with the Los Angeles Rams.

August 3—The Oilers battle the New York Giants in the annual NFL Hall of Fame Game in Canton, Ohio, with the Giants winning 21-20. The game also makes radio history as the first stereo broadcast of an NFL game on KODA-FM.

September 8—The Oilers open the season with a 26-23 win over the defending AFC Champion Miami Dolphins. RB Butch Woolfolk catches three passes for 120 yards (including an 80-yard TD) to key the Astrodome victory.

December 9—Hugh Campbell is relieved of his duties as head coach. The club names Defensive Coordinator Jerry Glanville as interim head coach for the season's remaining two games.

December 22—Despite losing the season finale at Indianapolis 34-16, two Oilers turn in season-high performances. QB Warren Moon completes 22 of 40 passes for 364 yards and two TDs while WR Drew Hill catches nine balls for 210 yards and two scores.

1986

January 2—The Oilers release seven assistant coaches from their employment contracts. The seven coaches are John Devlin, Joe Faragalli, Gene Gaines, Ken Houston, Bruce Lemmerman, Bob Padilla, and Al Roberts.

January 20—Jerry Glanville signs a five-year contract as Head Coach of the Oilers. Glanville served the final two 1985 games as interim head coach in addition to serving as defensive coordinator since 1984.

February 2—Mike Munchak starts for the AFC in the annual Pro Bowl in Honolulu, Hawaii.

February 6—Floyd Reese is named as the Oilers' linebacker coach.

April 29—The Oilers select Purdue quarterback Jim Everett with their first selection in the 1986 NFL Draft. The team follows by selecting Louisville WR Ernest Givins in the second round and RB Allen Pinkett of Notre Dame in the third round.

August 30—The Oilers defeat the Dallas Cowboys 17-14 to finish the pre-season with a 4-0 record. It marks the first time since 1965 that the Oilers have completed their pre-season schedule undefeated.

September 7—The Oilers use a balanced offensive attack and a stingy defense to propel them to a 31-3 opening day victory over the Packers in Green Bay. The triumph marks Houston Head Coach Jerry Glanville's first NFL regular season win.

September 18—The Oilers trade QB Jim Everett, the third player selected in the 1986 draft, to the Los Angeles Rams in exchange for G Kent Hill, DE William Fuller, the Rams' number one draft choices in 1987 and '88, and L.A.'s fifth rounder in 1987.

December 21—Houston concludes the 1986 season on a positive note, defeating the Buffalo Bills 16-7. WR Drew Hill catches five passes for 114 yards giving him 1112 yards for the season as he joins rookie Ernest Givins (1062 yards) to form the 19th tandem in NFL history to each surpass the 1000-yard receiving mark. In addition, QB Warren Moon throws for 208 yards to finish the year with 3489 yards and break his own single season club record. PK Tony Zendejas connects on all three of his field goal attempts, and his 22 three-pointers establishes a new Oiler high.

1987

June 22—The Oilers announce the retirement of scout Bill Bell. Former Houston linebacker Frank Bush is named to replace Bell as the Oilers' scout for the western states.

July 1—The Oilers announce plans to retire the #34 jersey of former running back Earl Campbell, the leading rusher in club history. The ceremony is scheduled for August 13.

July 13—QB Oliver Luck announces his retirement in order to pursue a legal internship in West Germany.

July 22—The Oilers announce the signing of North Carolina State WR Haywood Jeffires, one of their two first round draftees in '87.

September 13—The Oilers rally from a 16-3 deficit to defeat the Rams 20-16 on opening day as QB Warren Moon throws for 310 yards and two TDs.

October 4—The Oilers win their first "replacement" game in Denver 40-10 as QB Brent Pease throws for 260 yards and a TD, and LB Eugene Seale returns an interception 73 yards for a touchdown.

October 25—With the players' strike over, the Oiler "regulars" return to action with a 37-33 win over the Falcons as RB Mike Rozier rushes for 144 yards while rookie WR Curtis Duncan catches two TD passes including the game-winner.

October 28—First round draftee FB Alonzo Highsmith ends his holdout by agreeing to a multi-year contract.

November 1—The Oilers stage their most remarkable comeback of the season, rallying from a 29-14 deficit with six minutes to play to defeat the Bengals in Cincinnati, 31-29.

November 3—The Oilers acquire veteran T Bruce Davis from the Raiders for what later becomes a 1988 second round draft choice.

November 4—T/G Bruce Matthews ends his holdout by agreeing to terms with the Oilers.

November 15—The Oilers earn their first victory in Three Rivers Stadium since 1978, beating the Steelers 23-3 as QB Warren Moon completes 16 of 22 passes for 239 yards and two TDs.

December 15—Along with several prominent Houston business leaders, K.S. "Bud" Adams, Jr. holds a press conference to announce that the goal of marketing 75% of the new Columbia Suites by December 15 has been met.

December 23—The Oilers place three players on the AFC Pro Bowl roster, their largest contingent since 1981. Chosen to play in the Honolulu all-star game are S Keith Bostic, G Mike Munchak, and RB Mike Rozier.

December 27—The Oilers clinch their first playoff berth since 1980 as they defeat the Bengals 21-17 before an SRO crowd at the Astrodome. Rookie FB Alonzo Highsmith scores two TDs and QB Warren Moon throws his 21st scoring pass of the season. That marks the most TD passes by an Oiler since George Blanda tossed 24 in 1963.

1988

January 3—In an AFC Wild Card Playoff, the Oilers defeat the Seahawks 23-20 in overtime on Tony Zendejas' 42-yard field goal.

January 10—The Oilers' season ends as the Broncos defeat them 34-10 in an AFC Divisional Playoff before 75,968 fans in Mile High Stadium.

March 16—The Oilers complete their coaching staff by naming Richard Smith as Special Teams coach.

April 21—The Oilers acquire DE Sean Jones from the Raiders along with L.A.'s second round draft choice. Houston gives up one of its first round draft picks, a fourth rounder, and changes places with the Raiders in the third round.

April 24—The Oilers select Michigan State All-America running back Lorenzo White with their first round draft choice.

May 6—The Oilers announce that they will hold training camp at Southwest Texas State University in San Marcos. SWTSU thus becomes the Oilers' eighth training camp site since the team's inception in 1960.

May 17—Oilers reassign Mike Holovak to Assistant to the General Manager.

July 11—The Oilers name Dick Corrick as Director of College Scouting. Corrick joins the Oilers after working for the Green Bay Packers since 1971.

August 29—The Oilers complete the third undefeated pre-season in their history (1965, 1986), beating the Dallas Cowboys 54-10.

September 4—The Oilers open the regular season by winning at Indianapolis, 17-14 in overtime. However, the club loses QB Warren Moon in the first quarter with a fractured shoulder blade.

October 16—QB Warren Moon returns after a five-week absence and leads the Oilers to a 34-14 victory at Pittsburgh.

October 30—The Oilers defeat the defending Super Bowl champion Washington Redskins 41-17 as WR Drew Hill catches nine passes for 148 yards and three touchdowns.

November 7—The Oilers appear on Monday Night Football for the first time since 1982 and defeat the Cleveland Browns 24-17.

December 11—The Oilers rout the eventual AFC Champion Cincinnati Bengals 41-6 as RB Mike Rozier runs for 126 yards and three touchdowns.

December 14—The rosters for the AFC-NFC Pro Bowl are released and feature eight Oilers including DE Ray Childress, WR Drew Hill, G Bruce Matthews, QB Warren Moon, G Mike Munchak, and RB Mike Rozier.

December 24—The Oilers beat the Cleveland Browns 24-23 in an AFC Wild Card Playoff Game as RB Allen Pinkett scores two touchdowns.

1989

January 1—In an AFC Divisional Playoff Game, the Oilers drop a 17-10 decision to the Bills before 79,532 fans at Rich Stadium in Buffalo.

January 12—LB John Grimsley is added to the AFC's roster as a "need" player for the Pro Bowl by Head Coach Marv Levy.

February 1—Executive Vice-President/General Manager Ladd K. Herzeg announces his resignation.

February 2—The Oilers announce the promotion of Mike Holovak to General Manager, replacing Ladd Herzeg. Also, under the NFL's new "Plan B" free agency, 21 Oilers are left unprotected while 37 are protected.

February 22—The Oilers name Kevin Gilbride to the post of Quarterbacks Coach. He joins the club after serving as Offensive Coordinator at East Carolina.

February 23—The Oilers complete their coaching staff by adding Frank Novak as Running Backs Coach.

April 1—The Oilers end up losing 15 players and signing seven under the NFL's first "Plan B" free agency system.

April 7—The Oilers sign QB Warren Moon to a new long-term contract.

September 24—Despite a sellout crowd in the first game in the newly-expanded Astrodome, the Oilers lose to the Buffalo Bills, 47-41 in overtime. The 88 combined points are the most in a Houston game in 26 years while the Oilers set team records for first downs (33) and combined first downs (56).

October 1—The Oilers defeat the Miami Dolphins 39-7 as QB Warren Moon completes a career-best 82.6% of his passes (19/23). In addition, Houston's defense holds Dolphin QB Dan Marino to his worst game as a starter (11/29, 103 yds.).

October 22—The Oilers record the ninth shutout in club history and their first in nine years (spanning 132 games) with a 27-0 whitewash of the Pittsburgh Steelers. Pittsburgh manages just 132 total yards, the fewest yards allowed by Houston in 12 seasons.

November 13—The largest crowd ever to watch a football game in the Astrodome (60,694) sees the Oilers defeat the Cincinnati Bengals 26-24 on PK Tony Zendejas' 28-yard field goal with two seconds left in a Monday night game.

December 3—The Oilers win at Pittsburgh 23-16 despite a blizzard and windchill temperatures of -20 degrees. RB Lorenzo White's one-yard run with 21 seconds remaining wins it as the Oilers claim sole possession of first place after the season's 13th game for the first time since 1967.

December 10—The Oilers honor their 30th Anniversary "Dream Team" while defeating the Tampa Bay Buccaneers 20-17.

December 20—G Bruce Matthews, QB Warren Moon, and G Mike Munchak are named starters for the February 4 Pro Bowl.

December 23—In a regular season finale battle for the AFC Central Division title, the Oilers lose to the Cleveland Browns 24-20 on RB Kevin Mack's TD with 39 seconds left. The Oilers fall short after battling back from a 17-0 deficit as QB Warren Moon establishes personal bests for attempts (51), completions (32), and yards (414, most since George Blanda's 418 in 1961). Oilers set all-time single season attendance record with 451,027 fans, eclipsing 411,652 in 1978.

December 31—In an AFC Wild Card playoff game, the Oilers lose a 26-23 OT decision to the Pittsburgh Steelers as PK Gary Anderson kicks a 50-yard field goal. Houston WR Ernest Givins catches 11 passes for 136 yards and two TDs.

1990

January 6—Jerry Glanville leaves his position as Oilers' head coach by "mutual agreement."

January 9—Jack Pardee signs a five-year contract to become the 14th head coach in Houston Oiler history. Pardee joins the Oilers after enjoying a successful three seasons as the head coach at the University of Houston.

January 12—Head Coach Jack Pardee announces the hiring of three of his University of Houston assistant coaches to Oiler posts. Named to Pardee's Oiler staff are Defensive Coordinator Jim Eddy, Offensive Line Coach Bob Young, and Defensive Backs Coach Pat Thomas.

January 22—The Oilers name Jim Stanley as their Defensive Line Coach. Stanley had served in a similar capacity for half of the 1989 season during Doug Shively's illness.

January 30—The Oilers extend the contract of Executive Vice-President/General Manager Mike Holovak. In addition, the team names former Linebackers Coach Floyd Reese to the newly-created position of Assistant General Manager, and promotes Quarterbacks Coach Kevin Gilbride to Offensive Coordinator. Also, the team announces the signing of a multi-year contract that allows KTRH-AM/KLOL-FM to broadcast all Oiler football games beginning in 1990.

January 31—The Oilers announce that Boston University Head Coach Chris Palmer will become Houston's Receivers Coach.

March 15—The Oilers announce that Raycom Sports Network has agreed to a multi-year contract to televise Oiler pre-season games plus a weekly wrap-up show.

September 23—The Oilers win their 1990 home opener 24-10 over the Indianapolis Colts as QB Warren Moon becomes the all-time leading passer in club history. Moon throws for 308 yards (plus 3 TDs) to surpass George Blanda's team record of 19,149 yards...the record fell on a third quarter seven-yard pass to WR Haywood Jeffires. WR Drew Hill catches ten passes for 123 yards to help key the victory.

September 30—The Oilers capture their first road win of the season, defeating the Chargers 17-7 as QB Warren Moon throws for 355 yards and

WR Drew Hill records his 50th career touchdown. Moon's 27 completions allows him to pass Dan Pastorini's club record of 1426.

October 14—QB Warren Moon passes for 369 yards and a career-best five TDs as the Oilers hammer the Cincinnati Bengals 48-17. Moon thus becomes the first player in pro football history to throw for over 20,000 yards in two different leagues (21,228 in Canadian Football League).

November 18—QB Warren Moon celebrates his 34th birthday by throwing for 322 yards and five scores as the Oilers win 35-23 at Cleveland.

December 2—Despite losing 13-10 in overtime at Seattle, QB Warren Moon's 232 passing yards allow him to break his own single-season club passing record of 3631 yards (set in 1989).

December 9—The Oilers shatter several team records while drubbing Cleveland 58-14. Included among the records set are most points in a game, in a quarter (31), and in a half (45). RB Lorenzo White ties a club mark with four rushing touchdowns, the first time that's been accomplished in the NFL in two years.

December 16—The Oilers win a key road game, beating Kansas City 27-10 at Arrowhead Stadium. QB Warren Moon again supplies the big news, completing 27 of 45 passes for 527 yards. That represents the second best single game passing performance in NFL history. The record belongs to the Rams' Norm Van Brocklin, who threw for 554 yards against the New York Yanks on September 28, 1951. Moon had an opportunity to break the record but declined to do so based on the Oilers' comfortable lead. Almost overshadowed by Moon's effort was WR Haywood Jeffires catching nine balls for 245 yards (including 87-yard TD) which marked the second best receiving day in Oiler history. Charles Hennigan had 272 receiving yards versus the Patriots on October 13, 1961.

December 19—Six Oilers are named to the AFC squad for the February 3 Pro Bowl. The six include starters G Bruce Matthews, QB Warren Moon, and G Mike Munchak, plus reserves DT Ray Childress, WR Ernest Givins, and WR Drew Hill. Only DE Elvin Bethea and LB Robert Brazile have been selected to more Pro Bowls (7) than Munchak's six.

December 23—The Oilers lose an opportunity to cement their grasp on first place in the AFC Central Division by losing at Cincinnati 40-20. Additionally, QB Warren Moon is lost for the remainder of the season after suffering an open dislocation of his throwing thumb.

December 29—Oiler Owner/President K.S. "Bud" Adams and San Antonio Mayor Lila Cockrell jointly announce a tentative agreement for the Oilers to hold their annual summer training camp in San Antonio. Also, it is announced that the Oilers will serve as the host team for pre-season games in San Antonio's Alamodome when that facility is completed in 1993.

December 30—Led by back-up QB Cody Carlson, the Oilers earn a wild card playoff berth by defeating the Pittsburgh Steelers 34-14 in the Astrodome. Carlson completes 22 of 29 passes for 247 yards and three TDs. With the victory, the Oilers end up in a three-way tie for first place with Cincinnati and Pittsburgh in the AFC Central.

1991

January 6—The Oilers' 1990 season comes to a close as they are eliminated from the playoffs by the Cincinnati Bengals. Houston loses at Riverfront Stadium 41-14 in an AFC Wild Card game.

January 26—It is announced that Earl Campbell has been voted into the Pro Football Hall of Fame. The announcement is made in Tampa, Florida. Campbell is to be enshrined on July 27.

May 17—The Oilers and the City of San Antonio formally sign six-year contract which will allow the Oilers to hold training camp there. Trinity University is chosen as the host school.



ALL-TIME DRAFT

1960

Peter Arena (G), Northwestern. Dick Bass (HB), College of Pacific. William Bohler (T), St. Ambrose. Larry Cadwell (T), Louisville. Billy Cannon (HB), Louisiana State. Doug Cline (LB), Clemson. DeJustice Coleman (HB), Illinois. Bob Crandall (HB), New Mexico. Cleatus Drinnon (C), Hardin-Simmons. John Gremer (G), Illinois. George Herring (T), North Texas State. Don Hitt (C), Oklahoma State. Steve Johnson (QB), Pepperdine. John Lands (E), Montana. Jacky Lee (QB), Cincinnati. Bruce Maher (HB), Detroit. Don Mattson (T), Southern California. Mike McGee (G), Duke. Hugh McInnis (E), Mississippi State. Max Messner (T), Cincinnati. George Mulholland (E), New Mexico State. Gary O'Steen (HB), Alabama. Gene Prebola (E), Boston University. Palmer Pyle (T), Michigan State. William Roach (T), Texas Christian. Robert Simms (E), Rutgers. Phillip Snowden (QB), Missouri. Don Underwood (T), McNeese State. Duane Whetstone (FB), George Washington. Bob White (FB), Ohio State. Maury Youmans (T), Syracuse.

Clair Branch (RB), Texas-Austin. Dave Chamberlain (HB), Miami (Ohio). Stan Fanning (DE), Idaho. Don Cochran (T), Alabama. Jim Glasgow (T), Jackson State. Dave Graham (E), Virginia. Bob Haas (HB), Missouri. Lowell Hughes (QB), Kent State. Dale Johannson (T), Augustana. Jim Marshall (DT), Ohio State. Ron Morrison (T), New Mexico. Jerry Muennink (C), Texas-Austin. Paul Oglesby (T), UCLA. John Peppercorn (E), Kansas. Bob Peterson (C), Oregon. Bob Talamini (G), Kentucky. Bob Towns (E), Georgia. Bob Wasden (E), Auburn. Jim Welch (HB), Southern Methodist. Jim Wolff (HB), Panhandle A&M.

1961

1. Mike Ditka (E), Pittsburgh. 2. Tom Goode (C), Mississippi State. 3. Walter Suggs (T), Mississippi State. 4. Bobby Walden (HB), Georgia. 5. Monté Lee (LB), Texas-Austin. 6. Jake Gibbs (QB), Mississippi. 7. Dick Reynolds (T), North Carolina State. 8. Houston Antwine (G), Southern Illinois. 9. Ralph White (T), Bowling Green. 10. Charles Lee (C), Iowa. 11. Robert Bird (G), Bowling Green. 12. Bob McLeod (E), Abilene Christian. 13. Gerald Hinton (G), Louisiana Tech. 14. Jimmy King (T), Clemson. 15. Dennis Ferriter (C), Marquette. 16. Larry Wood (HB), Northwestern. 17. Sam Fewell (T), South Carolina. 18. Mike Grimsley (HB), Michigan State. 19. Myron Pearson (HB), Colorado State. 20. Lewis Johnson (HB), Florida A&M. 21. Ron Miller (QB), Wisconsin. 22. Bob Kelly (E), New Mexico State. 23. James Anderson (FB), Mississippi. 24. Ken Gregory (T), Whittier. 25. Jack Kreider (HB), Tulsa. 26. Don Fuell (QB), Mississippi Southern. 27. Boyd King (C), Rice. 28. John Frongillo (C), Baylor. 29a. Tom Lewis (E), Lake Forest. 29b. Errol Linden (DE), Houston. 30. Jim Stroud (T), Rice.

1962

1. Ray Jacobs (DT), Howard Payne. 2. Earl Gros (FB), Louisiana State. 3. Pete Case (T), Georgia. 4a. Gary Cutsinger (DE), Oklahoma State. 4b. Choice to San Diego. 5. Bill Rice (E), Alabama. 6. Ray Pinion (G), Texas Christian. 7. Gus Gonzales (G), Tulane. 8. Clyde Brock (DT), Utah State. 9. Larry Onesti (LB), Northwestern. 10. Bob Moses (E), Texas-Austin. 11. John Thomas (G), McMurry. 12. Jack Collins (HB), Texas-Austin. 13. Royce Cassell (E), New Mexico State. 14. Glynn Griffing (QB), Mississippi. 15. Ken Shaffer (T), Marquette. 16. Billy Ray Adams (FB), Mississippi. 17. Bill Miller (DT), New Mexico Highlands. 18. Art Perkins (HB), North Texas State. 19. Bobby Jancik (DB), Lamar Tech. 20. Joe Bob Isbell (G), Houston. 21. Roland Jackson (FB), Rice. 22. Ken Bolin (HB), Houston. 23. Bill Van Buren (C), Iowa. 24. Boyd Melvin (T), Northwestern. 25. Bob Johnson (T), Rice. 26. Harold Hays (G), Mississippi Southern. 27. Roger McFarland (HB), Kansas. 28. Gary Henson (E), Colorado.

1963

1. Danny Brabham (LB), Arkansas. 2. Don Estes (T), Louisiana State. 3. Jerry Cook (HB), Texas-Austin. 4a. Lee Roy Caffey (LB), Texas A&M. 4b. Jerry Hopkins (C), Texas A&M. 5a. Homer Jones (RB), Texas Southern. 5b. Don Chuy (T), Clemson. 6. Lionel Aldridge (DE), Utah State. 7. Johnny Baker (LB), Mississippi State. 8. Jim Burton (HB), Auburn. 9. Ed Burke (T), Notre Dame. 10. Choice to Denver. 11a. Tom Brown (G), Pittsburgh. 11b. Choice to Boston. 12. Choice to Oakland. 13a. Choice to Oakland. 13b. Dennis Ward (G), Oklahoma. 14. Don Trull (QB), Baylor. 15. No choice. 16. Rex Benson (T), Miami. 17. Jerry Griffin (E), Louisiana Tech. 18. Paul Lea (HB), Oklahoma. 19. Bob Hoover (HB), Florida. 20. Wayne Lee (C), Oklahoma. 21. Staley Faulkner (T), Texas-Austin. 22. Sam Byer (LB), Texas A&M. 23. Gene Raesz (E), Rice. 24. Bob Burton (T), Grambling. 25. Gary Kaltenbach (T), Pittsburgh. 26. Dave Thiesen (HB), Nebraska. 27. Al Hildebrand (T), Stanford. 28. Tim Stein (C), Miami (Ohio). 29. Oliver Ross (T), West Texas State.

1964

1. Scott Appieton (DT), Texas-Austin. 2a. Charley Taylor (HB), Arizona State. 2b. Billy Truax (E), Louisiana State. 3. Bobby Crenshaw (G), Baylor. 4. Ode Burrell (HB), Mississippi State. 5a. John Varnell (DT), West Texas State. 5b. Sid Blanks (HB), Texas A&I. 6. Dave Wilcox (DE), Oregon. 7. Choice to Denver. 8. Ezell Seals (HB), Prairie View. 9. Jerry Burton (HB), Northwest Louisiana. 10. Sammy Odum (LB), N.W. Louisiana. 11. Owen Dejanovich (G), Arizona State. 12. Benny Nelson (DB), Alabama. 13. Choice to Kansas City. 14. Ken Henson (C), Texas Christian. 15. Pat Crain (FB), Clemson. 16. Bill Munson (QB), Utah State. 17. Dick Leeuwenburg (T), Stanford. 18. Bob Nichols (T), Stanford. 19. Carl Robinson (T), Prairie View. 20. Pete Jaquess (DB), E. New Mexico. 21. Jerry Cole (E), Southwest Texas. 22. Ed Kessler (FB), North Carolina. 23. Jim Whitehead (T), Georgia. 24. John Garrett (LB), Oklahoma. 25. Dick Bowe (T), Rice. 26. Alex Zenko (T), Kent State.

1965

1. Lawrence Elkins (E), Baylor. 2a. Malcolm Walker (C), Rice. 2b. Ralph Neely (T), Oklahoma. 3. Ernie Koy (HB), Texas-Austin. 4. Bobby Maples (LB), Baylor. 5. Frank Molden (T), Jackson State. 6. Dennis Murphy (T), Florida State. 7. No choice. 8a. Ray Ogden (HB), Alabama. 8b. Roy Hilton (LB), Jackson State. 9. George Kinney (DT), Wiley. 10. Maxie Williams (G), S.E. Louisiana. 11. Trade to Oakland. 12. Bob Reed (G), Tennessee State. 13. Bob Felts (HB), Florida A&M. 14. Norman Evans (T), Texas Christian. 15. Tony Quillory (LB), Lamar Tech. 16. Junior Coffey (RB), Washington. 17. Jim Grisham (FB), Oklahoma. 18a. Russ Mundy (FB), West Texas State. 18b. Russell Wayt (LB), Rice. 19. Frank Fox (T), Sam Houston State. 20. Gus Brezina (G), Houston.

1965 Redshirt Draft

1. Donny Anderson (HB), Texas Tech. 2. Glen Ray Hines (T), Arkansas. 3. Mike Shinn (E), Kansas. 4. Ollie Cordill (QB), Memphis State. 5. Jerry Crumpler (T), Missouri. 6. Traded to Oakland. 7. Leo Lowery (FB), Texas Tech. 8. Len Sears (T), South Carolina. 9. Tom Bleick (HB), Georgia Tech. 10. George Hafner (QB), McNeese State. 11. Bill Anderson (QB), Tulsa. 12. Harlan Lane (E), Baylor.

1966

1. Tormy Nobis (LB), Texas-Austin. 2. Stan Hindman (G), Mississippi. 3. George Rice (DT), Louisiana State. 4. George Allen (T), West Texas State. 5. Hoyle Granger (FB), Mississippi State. 6. Dave Long (E), Iowa. 7. Hartwell Menefee (DB), New Mexico State. 8. Dan Bland (DB), Mississippi State. 9. Dick Suffell (DB), Southwest Texas. 10. Wilbur Aylor (G), Southwest Texas. 11. Monty Ledbetter (E), N.W. Louisiana. 12. Harry Day (E), Memphis State. 13. Fred Zimmerman (LB), Toledo. 14. Butch Lince (T), North Dakota. 15. Tommy Dillard (T), Austin Peay. 16. Steve Smith (E), Michigan. 17. Lyle Loebach (T), Simpson. 18. Ed Buzzell (QB), Ottawa. 19. Frank Fuller (T), Drake. 20. Dave Odegaard (T), Bemidji State.

1966 Redshirt Draft

1. Tom Fisher (LB), Tennessee. 2. Tim Van Galder (QB), Iowa State. 3. Ralph Dunlop (T), Baylor. 4. Bill Davis (QB), Lamar Tech. 5. Richard Gover (T), Virginia State. 6. John Gary (T), Grambling. 7. Clyde Pettaway (T), No. Carolina A&T. 8. Roger Marshall (QB), Baylor. 9. Lee Garner (LB), Mississippi. 10. Dan Goich (T), California. 11. Charles Arkwright (T), Georgia.

1967

1a. George Webster (LB), Michigan State. 1b. Tom Regner (G), Notre Dame. 2a. Bob Davis (QB), Virginia. 2b. Roy Hopkins (RB), Texas Southern. 3. Larry Carwell (CB), Iowa State. 4. Carel Stith (DT), Nebraska. 5a. Pete Johns (S), Tulane. 5b. Willie Parker (DT), Arkansas A&M. 5c. Zeke Moore (CB), Lincoln. 6. Pete Barnes (LB), Southern. 7. Ed Carrington (TE), Virginia, signed late. 8a. Johnny Brunson (RB), Benedict, injured. 8b. Sharon Washington (WR), Northeast Missouri. 9. Ken Houston (S), Prairie View. 10a. Woody Campbell (RB), Northwestern. 30b. Tim Sheehan (C), Stanford. 11. Harold Decker (DE), Kalamazoo. 12. Traded to Buffalo. 13. Traded to Buffalo. 14. Henry Hailstock (G), Lincoln. 15. Marvin McQueen (LB), Mississippi, army. 16. Rex Keeling (K), Samford. 17. Larry Lee (WR), Texas A&M.

1968

1. Traded to Kansas City. 2. Mac Haik (WR), Mississippi. 3. Elvin Bethea (DE), N. Carolina A&T. 4. Jim Beirne (WR), Purdue. 5. Bob Longo (TE), Pittsburgh. 6. Traded to Cincinnati. 7. Paul Toscano (DB), Wyoming. 8. Traded to New York. 9a. Bob Robertson (T), Illinois. 9b. Traded to Miami. 10a. Joe Peace (LB), Louisiana Tech. 10b. Tom Domes (DT), Wisconsin. 11. Bill Halley (TE), La Verne, injured. 12. Barry Lischner (RB), Missouri. 13. Jim Dousay (RB), Louisiana State, injured. 14. Rich Stotter (LB), Houston. 15. Traded to San Diego. 16. Bob Smith (S), Miami (Ohio). 17. Billy Alsbrook (DB), N. Carolina College.

1969

1. Ron Pritchard (LB), Arizona State. 2. Jerry LeVias (WR), S. Methodist. 3a. Elbert Drungo (T), Tennessee State. 3b. Rich Johnson (RB), Illinois. 4a. Charlie Joiner (WR), Grambling. 4b. Roy Gerela (Ki), N. Mexico State. 5. Johnny Peacock (S), Houston. 6. Willie Grate (WR), South Carolina State. 7. Mike Richardson (RB), S. Methodist. 8. Glenn Woods (DT), Prairie View. 9. Ed Watson (LB), Grambling. 10a. Joe Pryor (TE), Boston College. 10b. Bob Naponic (QB), Illinois. 11. Terry May (DE), Southern Methodist. 12. George Resley (DT), Texas A&M. 13. Richard Pickens (RB), Tennessee. 14. Roy Don Reeves (DB), South Carolina. 15. John Tyszkiewicz (G), Chattanooga. 16. Loyd Wainscott (LB), Texas-Austin. 17. Hank Autry (C), S. Mississippi.

1970

1. Doug Wilkerson (G), No. Carolina Central. 2a. Leo Brooks (DT), Texas-Austin. 2b. Bill Dusenbery (RB), J.C. Smith. 3. Traded to Cleveland. 4. Spike Jones (P), Georgia. 5a. Ron Saul (G), Michigan State. 5b. Ed Duley (DT), Northern Arizona. 6. Benny Johnson (CB), J.C. Smith. 7. Charles Olson (S), Concordia (Minn.). 8. Mike McClish (T), Wisconsin. 9. Charles Blossom (DE), Texas Southern. 10. Joe Dawkins (RB), Wisconsin. 11. Robert Morris (C), Duke. 12. Richard Dawkins (TE), J.C. Smith. 13. Jess Lewis (LB), Oregon State. 14. Claire Rasmussen (T), Wisconsin St. (Osh.). 15. Dave Sharp (T), Stanford. 16. No choice. 17. Julian Fagan (P), Mississippi.

1971

1. Dan Pastorini (QB), Santa Clara. 2. Traded to New Orleans. 3. Lynn Dickey (QB), Kansas State. 4. Larron Jackson (T), Missouri. 5. Willie Armstrong (RB), Grambling. 6. Willie Alexander (CB), Alcorn A&M. 7a. Phil Croyle (LB), California (Berkeley). 7b. Larry Watson (T), Morgan State. 8. Traded to Denver. 9. Floyd Rice (LB), Alcorn A&M. 10. Russell Price (DE), N. Carolina Central. 11. Macon Hughes (WR), Rice. 12. John Thompson (G), Minnesota. 13. Joe Hoing (G), Arkansas Tech. 14. Dick Adams (DB), Miami (Ohio). 15. Andy Hopkins (RB), S.F. Austin. 16. Moses Denson (RB), Maryland State. 17. Calvin Fox (LB), Michigan State.

1972

1. Greg Sampson (DT), Stanford. 2. Traded to New Orleans for Mike Tilleman. 3a. Lewis Jolley (RB), N. Carolina. 3b. Solomon Freelon (G), Grambling, from Kansas City. 4. Traded to St. Louis for Dave Olerich. 5. Traded to Denver for Cleo Johnson. 6a. Joe Bullard (DB), Tulane. 6b. Elmer Allen (G), Mississippi. 7. Eric Hutchinson (DB), Northwestern. 8. Guy Roberts (LB), Maryland. 9. Willie Postler (T), Montana. 10a. Rhetl Dawson (WR), Florida State. 10b. Jim Butler (TE), Tulsa. 11. Ron Evans (T), Baylor. 12. Willie Rodgers (RB), Jackson State. 13. Willie Roberts (DB), Houston. 14. Gary Crockett (C), Lamar University. 15. Traded to Pittsburgh for Worthy McClure. 16. Guy Murdock (C), Michigan. 17. Kelly Cochrane (QB), Miami (Fla.).

1973

1a. John Matuszak (DT), Tampa. 1b. George Amundson (RB), Iowa State, from Atlanta for Mike Tilleman. 2. Traded to New Orleans for Mike Tilleman. 3. Traded to Baltimore for Bill Curry. 4. Gregg Bingham (LB), Purdue. 5. Edesel Garrison (WR), Southern California. 6. Ron Mayo (TE), Morgan State. 7. Shelby Jordan (T), Washington-St.L. 8. Joe Blahak (DB), Nebraska. 9. Mark Williams (Ki), Rice. 10. Darrell Vaughan (DT), Northern Colorado. 11. Larry Eaglin (CB), S.F. Austin. 12. Brad Lyman (WR), UCLA.

13. Willie Martin (G), Northeastern Oklahoma. 14. Ron Lou (C), Arizona State. 15. Roger Goree (LB), Baylor. 16. Tim Dameron (WR), East Carolina. 17. Randy Braband (LB), Texas-Austin.

1974

1. Traded to Dallas for Tody Smith and Billy Parks. 2. Traded to Buffalo for Al Cowlings. 3. Traded to Dallas for Tody Smith and Billy Parks. 4. Steve Manstedt (LB), Nebraska. 5. Traded to Washington for Alvin Haymond. 6a. Traded to New Orleans for James Ford. 6b. Booker Brown (G), USC, from Los Angeles for Bob Crum. 7. Leonard Fairley (DB), Alcorn A&M. 8. Mike McCoy (DB), Western Kentucky. 9. Traded to New England for Steve Kiner. 10. Traded to New Orleans for James Ford. 11. Steve Taylor (C), Auburn. 12. Rickey Brown (LB), Florida. 13. Dan Dixon (G), Boise State. 14. Traded to Buffalo for Levert Carr. 15. Billy Johnson (Sp), Widener. 16. Matthew Williams (RB), N.E. Louisiana. 17. Bill Hedge (T), N.W. Missouri State.

1975

1a. Robert Brazile (LB), Jackson State. 1b. Don Hardeman (RB), Texas A&I. 2. Emmett Edwards (WR), Kansas. 3. Traded to Atlanta for Duane Benson. 4. Traded to Dallas for Mike Montgomery. 5. Traded to Oakland for Tommy Maxwell. 6. Jesse O'Neal (DE), Grambling. 7a. Mike Biehl (OT), Miami (Ohio). 7b. Mark Cotney (DB), Cameron State. 8. Jerry Lawrence (DT), South Dakota State. 9. Bob Bruer (TE), Mankato State. 10. Alan Pringle (K), Rice. 11. John Sawyer (TE), S. Mississippi. 12. Willie Miller (WR), Colorado State. 13. Rickey Scales (WR), Virginia Tech. 14. Jody Medford (OG), Rice. 15. Jack Holmes (RB), Texas Southern. 16. Ken Lambert (DB), Virginia Tech. 17. Rickey Seeker (C), Texas A&M.

1976

1. Traded to San Francisco for Vic Washington. 2. Mike Barber (TE), Louisiana Tech. 3. Traded to Kansas City; part of Curley Culp trade. 4a. Traded to Oakland to complete Tommy Maxwell trade. 4b. Steve Largent (WR), Tulsa. 5. Traded to Kansas City in Elmo Wright deal. 6. Todd Simonsen (T), South Dakota State. 7. Traded to New England in Bob Adams trade. 8a. Larry Harris (T), Oklahoma State. 8b. Bobby Simon (T), Grambling. 9. Art Stringer (LB), Ball State. 10. Steve Kincannon (QB), Humboldt State. 11. Skip Walker (RB), Texas A&M. 12. Larry Bell (DT), E. Texas State. 13. Danny O'Rourke (WR), Colorado State. 14. John Reimer (T), Wisconsin. 15. Bobby Byars (DT), Cheney State. 16. Claude Johnson (LB), Florida A&M. 17. Allen Misher (WR), LSU.

1977

1. Morris Towns (T), Missouri. 2. George Reihner (G), Penn State. 3a. Traded to San Francisco completing Vic Washington trade. 3b. Tim Wilson (RB), Maryland, choice from Green Bay in Lynn Dickey trade. 3c. Jimmy Giles (TE), Alcorn State, choice from Miami in Ken Ellis trade; traded to Tampa Bay. 3d. Rob Carpenter (RB), Miami (Ohio), choice from Oakland via Buffalo in Emmett Edwards trade. 4a. Traded to Kansas City for Elmo Wright. 4b. Warren Anderson (WR), West Virginia State, choice from San Diego via Miami in Ken Ellis trade. 5. Choice forfeited. 6a. Gary Woolford (DB), Florida State. 6b. David Carter (C), Western Kentucky, choice from New England for past considerations. 7. Traded to New York Giants for Joe Dawkins. 8a. Steven Davis (WR), Georgia, choice from Seattle in Steve Largent trade. 8b. Eddie Foster (WR), Houston. 9. Bill Currier (DB), South Carolina. 10. Harvey Hull (LB), Mississippi State. 11. Al Romano (LB), Pittsburgh. 12. Ove Johansson (K), Abilene Christian.

1978

1. Earl Campbell (RB), U. of Texas, choice from Tampa Bay. 2. Traded to Tampa Bay, part of Earl Campbell trade. 3. Gilford Nielsen (QB), Brigham Young U. 4. Mike Renfro (WR), Texas Christian U. 5. Traded to Kansas City, part of Otis Taylor trade. 6. Conrad Rucker (TE), Southern University. 7. Traded to Buffalo, part of Jimmy Dean trade. 8. J.C. Wilson (DB), U. of Pittsburgh. 9. Jim Mol (DE), Morningside Col. (Iowa). 10. Stephen Young (TE), Wake Forest U. 11. Willie Thicklen (WR), Alabama State U. 12. John Schuhmacher (OG), U. of Southern California.

1979

1. Traded to Kansas City for second round in '79 & '80. 2. Mike Stensrud (DE), Iowa State. 2b. Jesse Baker (DE), Jacksonville State. 3a. To Tampa Bay, Earl Campbell. 3b. Kenny King (RB), Oklahoma, choice from Washington, Ron Saul trade. 4. Traded to San Diego. 5. Traded to Tampa Bay. 6a. Daryl Hunt (LB), Oklahoma Univ., choice from Buffalo, Elbert Drungo trade. 6b. Mike Murphy (LB), Southwest Missouri. 7. Tim Ries (DB), Southwest Missouri. 8. Carter Hartwig (DB), Southern California. 9. Richard Ellender (WR), McNeese State Univ. 10. Choice forfeited — supplemental selection for Johnnie Dirden. 11. Mike Taylor (OT), Georgia Tech. 12. Wayne Wilson (RB), Shepherd College.

1980

1. To New England, for Leon Gray. 2a. Angelo Fields, from Kansas City, (OT), Michigan State. 2b. Daryle Skaugstad (MG), California-Berkeley. 3. Tim Smith (WR), Nebraska. 4. Chris Combs (TE), New Mexico. 5. John Corker (LB), Oklahoma State. 6. To New England, for Leon Gray, completes trade. 7. Craig Bradshaw (QB), Utah State, from Oakland, Tatum trade; Oilers owe to N.Y. Jets for Rich Caster. 8. Harold Bailey (QB/TE), Oklahoma State. 9. Ed Harris (RB), Bishop College. 10. To Seattle for Sammy Green. 11. Ed Preston (WR), Western Kentucky. 12. Wiley Pitts (WR), Temple.

1981

1. To Oakland, for Dave Casper. 2. To Oakland, for Dave Casper. 3. Michael Holston (WR), Morgan State. 4. Nick Eyre (OT) BYU. 5. Delbert Fowler (LB), West Virginia. 6. Bill Kay (DB), Purdue. 7a. To Seattle for Sammy Green. 7b. Don Washington (DB), Texas A & I, choice from Oakland, completes Tatum-King trade. 8. Willie Tullis (WR), Troy State. 9. Avon Riley (LB), UCLA. 10. Larry Jones (RB), Colorado State. 11. Claude Matthews (OT), Auburn. 12. Bill Capece (K), Florida State.

1982

1. Mike Murchak (OL), Penn State. 2a. To Oakland (completes Dave Casper acquisition). 2b. Oliver Luck (QB), West Virginia (from Los Angeles through Tampa Bay through Miami; Mike Barber trade). 3a. To Los Angeles (Mike Barber trade). 3b. Stanley Edwards (FB), Michigan (from New York Giants; Rob Carpenter trade). 3c. Robert Abraham (LB), North Carolina State (from Los Angeles through Denver; Mike Barber trade). 4. Steve Bryant (WR), Purdue. 5. Malcolm Taylor (DT), Tennessee State. 6. Gary Allen (RB), Hawaii. 7. To Detroit (Luther Bradley trade). 8. To Los Angeles for

Lewis Gilbert. 9. Matt Bradley (DS), Penn State. 10. Ron Reeves (QB), Texas Tech. 11. Jim Campbell (TE), University of Kentucky. 12. Donnie Craft (RB), University of Louisville.

1983

1. Bruce Matthews (OT), USC. 2a. Harvey Salem (OT), Cal-Berkeley. 2b. (Choice from Seattle) Keith Bostic (DB), Michigan. 3a. Tim Joiner (LB), LSU. 3b. (Choice from Seattle) Chris Dressel (TE), Stanford. 3c. (Choice from Green Bay) Steve Brown (CB), Oregon. 4a. Greg Hill (CB), Oklahoma State. 4b. (Choice from LA Rams) Mike McCloskey (TE), Penn State. 5a. Larry Moriarty (RB), Notre Dame. 5b. (Choice from Miami) Jerome Foster (MG), Ohio State. 6. Steve Haworth (S), Oklahoma. 7. Herkie Walls (WR/KR), Texas. 8. Robert Thompson (LB), Michigan. 9. Kevin Potter (S), Missouri. 10. To Green Bay (for Mark Koncar). 11. To New York Giants (for future choice). 12. To New York Giants (for future choice). NOTE: 11th and 12th round pick in 1983 traded to New York Giants for 9th round pick in 1984.

1984

1. Dean Steinkuhler (OT), Nebraska. 2a. Doug Smith (DE), Auburn. 2b. Bo Eason (FS), Cal-Davis. 3. Johnny Meads (LB), Nicholls State. 4a. Mark Studaway (DE), Tennessee. 4b. Patrick Allen (CB), Utah State. 4c. To Washington. 5. Robert Lyles (LB), Texas Christian. 6a. John Grimsley (LB), Kentucky. 6b. Eric Mullins (WR), Stanford. 7. Willie Joyner (RB), Maryland. 8. Kevin Baugh (WR/KR), Penn State. 9a. Jeff Donaldson (DB), Colorado. 9b. Mike Johnson (DE), Illinois. 9c. Mike Russell (LB), Toledo. 10. To L.A. Rams. 11. To L.A. Raiders. 12. To L.A. Rams.

1985

1a. To Minnesota. 1b. (choice from Minnesota) Ray Childress (DE), Texas A&M. 1c. (choice from New Orleans for Earl Campbell) Richard Johnson (CB), Wisconsin. 2a. To Denver. 2b. (choice from Denver) Richard Byrd (DE), S. Mississippi. 3a. to NY Giants for Butch Woolfolk. 3b. To LA Raiders for Jim Romano. 3c. (choice from Denver) Mike Kelley (C-OG), Notre Dame. 4. Tom Briehl (LB), Stanford. 5a. To Dallas for Butch Johnson. 5b. (choice from Kansas City for Bob Hamm), Frank Bush (LB), N.C. State. 5c. (choice from Denver) Lee Johnson, (P-K), BYU. 6a. To LA Raiders for Jim Romano. 6b. (choice from Kansas City for Bob Hamm) Joe Krakoski (LB), Washington. 7. Mike Akiu (WR), Hawaii. 8. Chuck Thomas (C), Oklahoma. 9. Steve Tasker (PR-KR), Northwestern. 10. Mike Golic (C), Notre Dame. 11. Willie Drewrey (WR/RS), West Virginia. 12. Mark Vonderhaar (OT), Minnesota.

1986

1. Jim Everett (QB), Purdue. 2. Ernest Givins (WR/KR), Louisville. 3. Allen Pinkett (RB), Notre Dame. 4. To Kansas City. 5. Jeff Parks (TE), Auburn. 6. Ray Wallace (RB), Purdue. 7. To L.A. Rams for Drew Hill. 8. Larry Griffin (CB), North Carolina. 9. Bob Sebring (LB), Illinois. 10. Don Sommer (C/G), Texas-El Paso. 11. Mark Cochran (T), Baylor. 12. Chuck Banks (RB), West Virginia Tech.

1987

1a. Alonzo Highsmith (FB), Miami, Fla. 1b. (choice from L.A. Rams for Jim Everett) Haywood Jeffires (WR), North Carolina State. 2a. To Kansas City. 2b. (choice from Kansas City) Walter Johnson (LB), Louisiana Tech. 3. Cody Carlson (QB), Baylor. 4a. To L.A. Rams for Drew Hill. 4b. (choice from Kansas City) Mark Dusbabek (LB), Minnesota. 5a. To Washington for Tony Zendejas. 5b. (choice from L.A. Rams for Jim Everett) Spencer Tillman (RB), Oklahoma. 6a. Al Smith (LB), Utah State. 6b. (choice from Kansas City for Larry Moriarty) Toby Caston (LB), Louisiana State. 7. Robert Banks (DE/LB), Notre Dame. 8. Michel James (WR), Washington State. 9. Wes Neighbors (C), Alabama. 10. Curtis Duncan (WR), Northwestern. 11. John Davis (T/C), Georgia Tech. 12. Ira Valentine (RB), Texas A&M.

1988

1a. (choice from L.A. Rams for Jim Everett) To L.A. Raiders for Sean Jones. 1b. Lorenzo White (RB), Michigan State. 2. (reacquired from L.A. Raiders with Sean Jones) Quintin Jones (CB), Pittsburgh. 3a. To San Diego. 3b. (choice from San Diego) Greg Montgomery (P), Michigan State. 3c. To L.A. Raiders for Sean Jones. 4. To L.A. Raiders for Sean Jones. 5a. (choice from San Diego) Cris Dishman (CB), Purdue. 5b. Chris Verhulst (TE), Chico State. 6. Kurt Crain (LB), Auburn. 7. Tracey Eaton (S), Portland State. 8. David Viaene (C), Minnesota-Duluth. 9. David Spradlin (LB), Texas Christian. 10. Marco Johnson (WR/KR), Hawaii. 11. Jethro Franklin (DE), Fresno State. 12. John Brantley (LB), Georgia.

1989

1. David Williams (T), Florida. 2. Scott Kozak (LB), Oregon. 3. Bubba McDowell (S), Miami (Fla.). 4. Rod Harris (WR/KR), Texas A&M. 5. Glenn Montgomery (NT), Houston. 6. Bo Orlando (CB), West Virginia. 7. Tracy Rogers (LB), Fresno State. 8. Alvoid Mays (CB), West Virginia. 9. Bob Mrosko (TE), Penn State. 10. Tracy Johnson (FB), Clemson. 11. Brian Smider (T), West Virginia. 12. Chuck Hartlieb (QB), Iowa.

1990

1. Lamar Lathon (LB), Houston. 2. Jeff Alrn (DT), Notre Dame. 3. Willis Peguese (DE), Miami, Fla. 4. Eric Still (G/T), Tennessee. 5. Richard Newbill (LB), Miami, Fla. 6. Tony Jones (WR), Texas. 7. Andy Murray (FB), Kentucky. 8. Brett Tucker (DB), Northern Illinois. 9. Pat Coleman (WR), Mississippi. 10. Dee Thomas (DB), Nicholls State. 11. Joey Banas (T), Houston. 12. Reggie Slack (QB), Auburn.

1991

1. To New England. 2a. (choice from New England) Mike Dumas (S), Indiana. 2b. (choice from Minnesota through Dallas) Darryll Lewis (CB), Arizona. 2c. John Flannery (C), Syracuse. 3a. Steve Jackson (CB), Purdue. 3b. (choice from Miami) Kevin Donnalley (T), North Carolina. 4a. (choice from New England) David Rocker (DT), Auburn. 4b. Marcus Robertson (CB), Iowa State. 5. Gary Wellman (WR), USC. 6. To Philadelphia. 7. Kyle Freeman (LB), Angelo State. 8. Gary Brown (RB), Penn State. 9. Shawn Jefferson (WR), Central Florida. 10. Curtis Moore (LB), Kansas. 11. James Smith (S), Richmond. 12. Alex Johnson (WR), Miami (Fla.).

PRODUCING THE OILERS

(Colleges and universities which have produced Oiler players, 1960-90)

Abilene Christian 1, Alabama 4, Alabama A&M 1, Alabama State 1, Alcorn A&M 2, Alcorn State 4, Angelo State 1, Arizona 2, Arizona State 7, Arkansas 5, Arkansas State 3, Auburn 7, Austin College 1, Austin Peay 1, Bakersfield J.C. 1, Ball State 2, Baylor 12, Bethune-Cookman 3, Bishop College 1, Boston College 2, Bowling Green 2, Brigham Young 5, C.W. Post 1, Cal-Berkeley 4, Cal-Davis 2, Cal State-Long Beach 2, Cameron State 1, Central Florida 1, Chico State 1, Cincinnati 2, Citadel 1, Clemson 7, Colgate 1, Colorado 5, Colorado State 4, Columbia 1, Delaware 1, Delaware Valley 1, Delta State 1, Doane (Neb.) 1, Drake 1, Duke 1, East Carolina 1, Eastern Michigan 1, East Texas State 1, Eastern Washington 1, Florida 6, Florida A&M 1, Florida State 4, Fresno State 1, Georgia 3, Georgia Tech 4, Grambling 8, Hamline 1, Hawaii 4, Heidelberg 1, Hillsdale 1, Houston 18, Howard Payne 5, Huston-Tillotson 1, Idaho 3, Idaho State 1, Illinois 7, Indiana (Pa.) 1, Iowa State 7, J.C. Smith 3, Jackson State 7, Jacksonville State 1, Kansas 4, Kansas State 4, Kent State 1, Kentucky 5, Kentucky State 2, Lafayette 1, Lamar 7, Langston 1, Lenoir-Rhyne 1, Lincoln 2, Livingston 1, Louisiana State 5, Louisiana Tech 2, Louisville 2, Maryland 4, Maryland State 1, McMurray 1, McNeese State 3, Memphis State 2, Miami 7, Miami-Ohio 1, Michigan 5, Minnesota 3, Mississippi 4, Mississippi State 6, Mississippi Valley 1, Missouri 3, Montana 2, Montclair State 1, Morgan State 4, Morris Brown 2, Nebraska 9, Nebraska-Omaha 1, Nevada-Las Vegas 2, Nevada-Reno 2, New Mexico 4, New Mexico Highlands 3, New Mexico State 5, Nicholls State 3, Norfolk State 1, North Carolina 4, North Carolina A&T 1, North Carolina Central 1, North Carolina State 3, North Central State 1, North Park 1, North Texas State 3, Northeastern 1, Northeast Louisiana 2, Northern Michigan 1, Northwest Louisiana 6, Northwest Oklahoma 1, Northwestern 5, Notre Dame 14, Occidental 1, Ohio 1, Ohio State 5, Oklahoma 8, Oklahoma State 8, Oregon 2, Oregon State 1, Palomar J.C. 1, Pennsylvania 1, Penn State 7, Pittsburgh 6, Portland State 3, Prairie View 6, Purdue 10, Rice 4, Ripon 1, Sam Houston State 3, San Diego State 1, San Francisco 1, San Jose State 2, Santa Clara 1, Southern 10, Southern Methodist 5, South Carolina 3, South Dakota State 1, Southern Illinois 2, Southern Mississippi 5, Southeastern Louisiana 1, Southeast Missouri 1, Southwest Missouri State 1, Stanford 5, Stephen F. Austin 6, Syracuse 1, Tampa 1, Tennessee 3, Tennessee State 4, Texas 12, Texas A&I 3, Texas A&M 12, Texas-Arlington 1, Texas Christian 8, Texas Southern 14, Texas Tech 7, Toledo 2, Troy State 1, Tulane 3, Tulsa 5, UCLA 7, USC 11, Utah State 6, Villanova 1, Virginia 2, Washington 3, Washington State 1, Weber State 1, West Texas State 1, West Virginia 5, West Virginia Tech 1, West Virginia Wesleyan 1, Western Illinois 1, Western Kentucky 1, Wichita State 1, Widener 1, Wisconsin 4, Wisconsin-Milwaukee 1, Wylie 1, Wyoming 3.

No College 1 (Toni Fritsch)

The Top Five — Houston 18, Texas Southern 14, Texas A&M 12, Baylor 12, Texas 12



The Houston Oilers' 30th Anniversary "Dream Team": Standing L to R—Robert Brazile, Ray Childress Sr. (Ray Childress Jr.), Fred Glick, Charles Tolar, Bobby Maples, Bob Talamini, Jim Norton, Felicia Moon (Warren Moon), Willie Frazier, K.S. "Bud" Adams Jr., Ken Burrough, Greg Sampson, Marci Munchak (Mike Munchak), Ken Houston, Charles Hennigan, George Webster, Curley Culp, Billy Johnson, Al Jamison, Zeke Moore. Kneeling L to R—Trey Brazile (Robert Brazile), Bret Floyd (Don Floyd), Hans Fritch (Toni Fritsch), Miller Farr, Joshua Moon (Warren Moon), Elvin Bethea, Gregg Bingham. Not pictured—Earl Campbell.

1990 OILER HONORS

WARREN MOON

AP Offensive Player of the Year
UPI AFC Offensive Player of the Year
USA Today AFC Most Valuable Player
8th Place AP Male Athlete of the Year
NFL Alumni Quarterback of the Year
101 AFC Offensive Player of the Year
2nd Place Miller Lite NFL Player of the Year
Jim Thorpe NFL Player of the Year
AFC Pro Bowl (starter)
Sporting News First Team All-Pro
AP Second Team All-Pro
UPI First Team All-AFC
Pro Football Weekly First Team All-AFC
Football News First Team All-AFC
CBS All-Madden

BRUCE MATTHEWS

AFC Pro Bowl (starter)
AP First Team All-Pro
PFWA First Team All-Pro
Sports Illustrated First Team All-Pro
Pro Football Weekly First Team All-Pro
Sporting News First Team All-Pro
NEA First Team All-Pro
College and Pro Football Newsweekly First Team All-Pro
UPI First Team All-AFC
Pro Football Weekly First Team All-AFC
CBS All-Madden

RAY CHILDRESS

AFC Pro Bowl
PFWA First Team All-Pro
Sporting News First Team All-Pro
College and Pro Football Newsweekly First Team All-Pro
AP Second Team All-Pro
The National Second Team All-Pro
Football News First Team All-AFC
UPI Second Team All-AFC

MIKE MUNCHAK

AFC Pro Bowl (starter)
AP Second Team All-Pro
Football News First Team All-AFC
UPI Second Team All-AFC
CBS All-Madden

ERNEST GIVINS

AFC Pro Bowl
AP Second Team All-Pro
UPI First Team All-AFC
CBS All-Madden

DREW HILL

AFC Pro Bowl
Pro Football Weekly First Team All-AFC
Football News First Team All-AFC
UPI Second Team All-AFC

HAYWOOD JEFFIRES

The National Second Team All-Pro
College and Pro Football Newsweekly Second Team All-Pro

RICHARD JOHNSON

College and Pro Football Newsweekly Second Team All-Pro

1990 SUPERLATIVES

OILERS

LONGEST RUN FROM SCRIMMAGE:	31 yards by Ernest Givins vs. Pittsburgh (2)
LONGEST PASS COMPLETION:	87 yards from Warren Moon to Haywood Jeffires vs. Kansas City
LONGEST PUNT RETURN:	26 yards by Gerald McNeil vs. Cleveland
LONGEST KICKOFF RETURN:	64 yards by Gerald McNeil vs. Cincinnati (2)
LONGEST INTERCEPTION RETURN:	47 yards by Terry Kinard vs. Cleveland (2)
LONGEST PUNT:	60 yards by Greg Montgomery vs. Atlanta
LONGEST FIELD GOAL:	49 yards by Teddy Garcia vs. N.Y. Jets
MOST RUSHING ATTEMPTS:	18 by Lorenzo White vs. Buffalo (125 yards), Cleveland (2) (116 yards), Pittsburgh (2) (90 yards)
MOST YARDS RUSHING:	125 by Lorenzo White vs. Buffalo (18 attempts)
MOST PASSES ATTEMPTED:	52 by Warren Moon vs. Atlanta (31 completions)
MOST PASSES COMPLETED:	31 by Warren Moon vs. Atlanta (52 attempts)
MOST YARDS PASSING:	527 by Warren Moon vs. Kansas City (27 of 45)
MOST PASSES CAUGHT:	10 by Drew Hill vs. Indianapolis (123 yards)
MOST YARDS ON RECEPTIONS:	245 by Haywood Jeffires vs. Kansas City (9 catches)
MOST TOUCHDOWN PASSES:	5 by Warren Moon vs. Cincinnati, Cleveland
MOST INTERCEPTIONS THROWN:	4 by Warren Moon vs. Pittsburgh
MOST RUSHING TOUCHDOWNS:	4 by Lorenzo White vs. Cleveland (2)
MOST TOUCHDOWN RECEPTIONS:	2 by Ernest Givins vs. Atlanta; Tony Jones vs. Kansas City

OPPONENTS

LONGEST RUN FROM SCRIMMAGE:	56 yards by James Brooks, Cincinnati (2)
LONGEST PASS COMPLETION:	78 yards from Joe Montana to John Taylor, San Francisco
LONGEST PUNT RETURN:	52 yards by Rod Woodson, Pittsburgh
LONGEST KICKOFF RETURN:	101 yards by Eric Metcalf, Cleveland (2)
LONGEST INTERCEPTION RETURN:	82 yards by Deion Sanders, Atlanta
LONGEST PUNT:	55 yards by Bryan Wagner, Cleveland (2)
LONGEST FIELD GOAL:	51 yards by Greg Davis, Atlanta
MOST RUSHING ATTEMPTS:	21 by Cleveland Gary, L.A. Rams (87 yards)
MOST YARDS RUSHING:	201 by James Brooks, Cincinnati (2) (20 attempts)
MOST PASSES ATTEMPTED:	39 by Steve Walsh, New Orleans (22 completions)
MOST PASSES COMPLETED:	25 by Bernie Kosar, Cleveland (35 attempts)
MOST YARDS PASSING:	318 by Joe Montana, San Francisco (20 of 28)
MOST PASSES CAUGHT:	7 by Brett Perriman, New Orleans (72 yards); Henry Ellard, L.A. Rams (97 yards); Eric Green, Pittsburgh (2) (105 yards)
MOST YARDS ON RECEPTIONS:	132 by John Taylor, San Francisco (4 catches)
MOST TOUCHDOWN PASSES:	3 by Joe Montana, San Francisco
MOST INTERCEPTIONS THROWN:	3 by Boomer Esiason, Cincinnati
MOST RUSHING TOUCHDOWNS:	2 by Ickey Woods, Cincinnati (2); Merrill Hoge, Pittsburgh (2)
MOST TOUCHDOWN RECEPTIONS:	2 by John Taylor, San Francisco

1990 GAMES PLAYED

Legend: Position Abbreviation Indicates Start
 P = Played
 X = Did Not Play
 I = Injured Reserve
 N = Not On Roster
 TI = Two-Man Inactive
 PS = Practice Squad

NAME	1	2	3	4	5	6	7	8	9	10	11	12	13	14	15	16	P1	GAMES PLAYED/ STARTED	
P. Allen	P	P	P	P	P	P	P	P	P	P	P	P	P	P	P	P	P	16/0 (1/0)	
J. Alm	P	P	P	P	P	P	P	P	P	P	P	P	P	P	P	P	P	16/0 (1/0)	
S. Brown	P	P	P	P	P	P	P	P	P	P	P	P	P	P	P	P	TI	16/0 (0/0)	
C. Carlson	X	X	P	X	X	P	X	X	X	P	X	X	P	X	P	QB	QB	6/1 (1/1)	
R. Childress	DT	DT	DT	DT	DT	DT	DT	DT	DT	DT	DT	DT	DT	DT	DT	DT	DT	16/16(1/1)	
P. Coleman	TI	N	N	N	PS	PS	PS	PS	PS	PS	N	PS	PS	PS	PS	PS	PS	0/0 (0/0)	
V. Courville	I	I	I	I	I	N	N	N	N	PS	N	N	N	N	N	N	N	0/0 (0/0)	
D. Dawson	P	P	P	P	P	P	P	P	P	P	P	P	P	P	P	P	RG	RG	16/1 (1/1)
C. Dishman	CB	CB	CB	CB	CB	CB	CB	CB	CB	CB	CB	CB	CB	CB	CB	CB	CB	16/16(1/1)	
C. Duncan	WR	WR	WR	WR	WR	WR	WR	WR	WR	WR	WR	WR	WR	WR	WR	WR	WR	16/16(1/1)	
E. Fairs	P	P	LB	P	P	P	P	P	P	P	P	P	P	P	P	P	P	16/1 (1/0)	
B. Ford	P	TI	X	P	P	P	P	P	P	P	P	P	P	P	P	P	P	14/0 (1/0)	
W. Fuller	LE	LE	LE	LE	LE	LE	LE	LE	LE	LE	LE	LE	LE	LE	LE	LE	LE	16/16(1/1)	
T. Garcia	N	N	N	N	N	N	N	P	P	P	P	P	P	P	P	P	P	9/0 (1/0)	
E. Givins	WR	WR	WR	WR	WR	WR	WR	WR	WR	WR	WR	WR	WR	WR	WR	WR	WR	16/16(1/1)	
J. Grimsley	N	P	P	LB	LB	LB	LB	LB	LB	LB	LB	LB	LB	LB	LB	LB	LB	15/13(1/1)	
L. Harris	N	P	P	P	P	P	P	P	P	P	P	P	P	P	X	P	P	14/0 (1/0)	
D. Hill	WR	WR	WR	WR	WR	WR	WR	WR	WR	WR	WR	WR	WR	WR	WR	WR	WR	16/16(1/1)	
H. Jeffires	WR	WR	WR	WR	WR	WR	WR	WR	WR	WR	WR	WR	WR	WR	WR	WR	WR	16/16(1/1)	
E. Johnson	P	P	P	P	P	P	P	P	P	P	DT	DT	P	DT	P	P	P	16/3 (1/0)	
R. Johnson	CB	CB	CB	CB	CB	CB	CB	CB	CB	CB	CB	CB	CB	CB	CB	CB	CB	16/16(1/1)	
M. Jones	I	I	I	N	N	N	N	N	N	N	N	N	N	N	N	N	N	0/0 (0/0)	
Q. Jones	P	N	N	N	N	N	N	N	N	N	N	N	N	N	N	N	N	1/0 (0/0)	
S. Jones	RE	RE	RE	RE	RE	RE	RE	RE	RE	RE	RE	RE	RE	RE	RE	RE	RE	16/16(1/1)	
T. Jones	P	P	X	P	P	P	P	P	P	P	P	P	P	P	P	P	P	15/0 (1/0)	
V. Jones	N	N	N	N	P	P	P	TI	TI	P	P	P	P	P	P	P	P	10/0 (1/0)	
T. Kinard	FS	FS	FS	FS	FS	FS	FS	FS	FS	FS	FS	FS	FS	FS	FS	FS	FS	16/16(1/1)	
L. Knight	P	P	P	P	P	P	P	P	P	P	P	P	P	P	SS	P	P	16/1 (1/0)	
S. Kozak	P	P	P	P	P	P	P	P	P	P	P	P	P	P	P	P	P	16/0 (1/0)	
L. Lathon	TI	P	I	I	I	I	P	P	P	P	P	P	P	P	P	P	LB	LB	11/1 (1/1)
R. Lyles	LB	LB	X	P	X	X	N	N	N	N	N	N	N	N	N	N	N	N	3/2 (0/0)
D. Maggs	LT	LT	LT	LT	LT	LT	LT	LT	LT	LT	LT	LT	LT	LT	LT	LT	LT	16/16(1/1)	
B. Matthews	RG	RG	RG	RG	RG	RG	RG	RG	RG	RG	RG	RG	RG	RG	RG	RG	C	C	16/16(1/1)
B. McDowell	SS	SS	SS	SS	SS	SS	SS	SS	SS	SS	SS	SS	SS	SS	SS	TI	SS	SS	15/15(1/1)
G. McNeil	P	P	P	P	P	P	P	P	P	P	P	P	P	P	P	P	P	16/0 (1/0)	
D. McPherson	N	N	TI	TI	N	N	N	N	N	N	N	N	N	N	N	N	N	0/0 (0/0)	
J. Meads	LB	LB	LB	LB	LB	LB	LB	LB	LB	LB	LB	LB	LB	LB	LB	LB	LB	16/16(1/1)	
Gl. Montgomery	P	P	P	P	P	P	P	TI	P	P	P	P	P	P	P	P	P	15/0 (1/0)	
Gr. Montgomery	P	P	P	P	P	P	P	P	P	P	P	P	P	P	P	P	P	16/0 (1/0)	
W. Moon	QB	QB	QB	QB	QB	QB	QB	QB	QB	QB	QB	QB	QB	QB	QB	TI	TI	15/15(0/0)	
M. Munchak	LG	LG	LG	LG	LG	LG	LG	LG	LG	LG	LG	LG	LG	LG	LG	LG	LG	16/16(1/1)	
E. Norgard	P	P	P	P	P	P	P	P	P	P	P	P	P	P	P	P	P	16/0 (1/0)	
B. Orlando	P	P	P	P	P	P	P	P	P	P	P	P	P	P	P	P	P	16/0 (1/0)	
W. Peguese	P	TI	TI	TI	TI	TI	TI	X	TI	TI	P	X	TI	TI	TI	I	I	2/0 (0/0)	
J. Pennison	C	C	C	C	C	C	C	C	C	C	C	C	C	C	C	X	X	15/15(0/0)	
A. Pinkett	P	P	P	P	P	P	P	P	P	P	P	P	TI	P	P	P	P	15/0 (1/0)	
M. Rozier	P	P	X	P	N	N	N	N	N	N	N	N	N	N	N	N	N	3/0 (0/0)	
E. Seale	P	P	P	P	P	P	P	P	P	TI	P	P	P	P	P	P	P	15/0 (1/0)	
R. Slack	N	N	N	N	N	N	PS	PS	PS	PS	PS	PS	PS	PS	PS	X	X	0/0 (0/0)	
A. Smith	LB	LB	LB	LB	LB	LB	LB	LB	LB	LB	LB	LB	LB	LB	LB	TI	P	15/15(1/0)	
D. Smith	DT	DT	DT	DT	DT	DT	DT	DT	DT	TI	TI	DT	P	DT	DT	DT	DT	14/13(1/1)	
W. Snead	I	I	I	I	I	N	N	N	N	N	N	N	N	N	N	N	N	0/0 (0/0)	
D. Steinkuhler	RT	RT	RT	RT	X	RT	RT	RT	P	P	P	P	P	P	P	P	P	15/7 (1/0)	
A. Stewart	I	I	I	I	I	I	I	I	I	I	I	I	I	I	I	I	I	0/0 (0/0)	
D. Thomas	I	I	I	I	I	I	TI	P	P	P	TI	TI	P	TI	P	P	P	6/0 (1/0)	
B. Tucker	I	I	I	I	I	I	I	I	I	I	I	I	I	I	I	I	I	0/0 (0/0)	
L. White	RB	RB	RB	RB	RB	RB	RB	RB	RB	RB	RB	RB	RB	RB	RB	RB	RB	16/16(1/1)	
D. Williams	P	P	P	P	RT	X	P	P	RT	RT	RT	RT	RT	RT	RT	RT	RT	15/9 (1/1)	
T. Zendejas	P	P	P	P	P	P	P	I	I	I	I	I	I	I	I	I	I	7/0 (0/0)	

1990 REGULAR SEASON STATISTICS

Won 9, Lost 7 (*Overtime)

RESULTS

	Home/Away	Attendance
(L) Atlanta 47, Houston 27	(A)	56,222
(L) Pittsburgh 20, Houston 9	(A)	54,814
(W) Houston 24, Indianapolis 10	(H)	50,093
(W) Houston 17, San Diego 7	(A)	48,762
(L) San Francisco 24, Houston 21	(H)	59,931
(W) Houston 48, Cincinnati 17	(H)	53,501
(W) Houston 23, New Orleans 10	(H)	57,908
(L) N.Y. Jets 17, Houston 12	(H)	56,337
(L) L.A. Rams 17, Houston 13	(A)	52,628
(W) Houston 35, Cleveland 23	(A)	76,726
(W) Houston 27, Buffalo 24	(H)	60,130
(L)* Seattle 13, Houston 10	(A)	57,592
(W) Houston 58, Cleveland 14	(H)	54,469
(W) Houston 27, Kansas City 10	(A)	61,756
(L) Cincinnati 40, Houston 20	(A)	60,044
(W) Houston 34, Pittsburgh 14	(H)	56,906

TEAM STATISTICS

	Oilers	Opponent
TOTAL FIRST DOWNS	376	279
Rushing	97	88
Passing	251	160
Penalty	28	31
Third Down: Made/Att.	94/181	67/175
Third Down Efficiency	51.9	38.3
Fourth Down: Made/Att.	3/12	6/13
Fourth Down Efficiency	25.0	46.2
POSSESSION AVG.	31:35	28:25
TOTAL NET YARDS	6222	4635
Avg. Per Game	388.9	289.7
Total Plays	1006	890
Avg. Per Play	6.2	5.2
NET YARDS RUSHING	1417	1575
Avg. Per Game	88.6	98.4
Total Rushes	328	392
NET YARDS PASSING	4805	3060
Avg. Per Game	300.3	191.3
Tackled/Yards Lost	39/267	38/272
Gross Yards	5072	3332
Attempts/Completions	639/399	460/267
Pct. of Completions	62.4	58.0
Had Intercepted	15	21
PUNTS/AVERAGE	34/45.0	62/38.7
NET PUNTING AVERAGE	36.6	35.0
PENALTIES/YARDS	135/1009	134/1015
FUMBLES/BALL LOST	34/21	22/12
TOUCHDOWNS	49	37
Rushing	10	12
Passing	37	18
Returns	2	7

SCORE BY PERIODS

	1	2	3	4	OT	Ttl.
OILERS TOTAL	83	152	70	100	0	405
Opp. Total	54	95	71	84	3	307

SCORING

	TDR	TDP	TDRt	PAT	FG	S	TP
White	8	4	0	0	0	0	72
Garcia	0	0	0	26/28	14/20	0	68
Givins	0	9	0	0	0	0	54
Jeffries	0	8	0	0	0	0	48
Zendejas	0	0	0	20/21	7/12	0	41
T. Jones	0	6	0	0	0	0	36
Hill	0	5	0	0	0	0	30
Harris	0	3	0	0	0	0	18
Moon	2	0	0	0	0	0	12
Duncan	0	1	0	0	0	0	6
Ford	0	1	0	0	0	0	6
R. Johnson	0	0	1	0	0	0	6
Kinard	0	0	1	0	0	0	6
Childress	0	0	0	0	0	1	2
OILERS TOTAL	10	37	2	46/49	21/32	1	405
Opp. Total	12	18	7	34/37	17/21	0	307

RUSHING	No.	Yds.	Avg.	LG	TD
White	168	702	4.2	22	8
Pinkett	66	268	4.1	19	0
Moon	55	215	3.9	17	2
V. Jones	14	75	5.4	14	0
Givins	3	65	21.7	31	0
Carlson	11	52	4.7	16	0
Rozier	10	42	4.2	11	0
T. Jones	1	-2	-2.0	-2	0

OILERS TOTAL	328	1417	4.3	31	10
Opp. Total	392	1575	4.0	56t	12

RECEIVING	No.	Yds.	Avg.	LG	TD
Jeffires	74	1048	14.2	87t	8
Hill	74	1019	13.8	57	5
Givins	72	979	13.6	80t	9
Duncan	66	785	11.9	37t	1
White	39	368	9.4	29	4
T. Jones	30	409	13.6	47	6
Harris	13	172	13.2	42t	3
Pinkett	11	85	7.7	38	0
Ford	10	98	9.8	24	1
McNeil	5	63	12.6	16	0
Rozier	5	46	9.2	24	0

OILERS TOTAL	399	5072	12.7	87t	37
Opp. Total	267	3332	12.5	78t	18

INTERCEPTIONS	No.	Yds.	Avg.	LG	TD
R. Johnson	8	100	12.5	35	1
Kinard	4	75	18.8	47	0
Dishman	4	50	12.5	42	0
McDowell	2	11	5.5	11	0
Meads	1	32	32.0	32	0
Allen	1	27	27.0	27	0
Knight	1	0	0	0	0

OILERS TOTAL	21	295	14.0	47	1
Opp. Total	15	237	15.8	82t	2

PUNTING	No.	Yds.	Avg.	Net	TB	In 20	LG	Blk.
Gr. Montgomery	34	1530	45.0	36.6	5	7	60	0
OILERS TOTAL	34	1530	45.0	36.6	5	7	60	0
Opp. Total	62	2402	38.7	35.0	3	20	55	1

PUNT RETURNS	No.	FC	Yds.	Avg.	LG	TD
McNeil	30	20	172	5.7	26	0
Duncan	0	1	0	—	0	0
OILERS TOTAL	30	21	172	5.7	26	0
Opp. Total	23	0	186	8.1	52t	1

KICKOFF RETURNS	No.	Yds.	Avg.	LG	TD
McNeil	27	551	20.4	64	0
Ford	14	219	15.6	23	0
Pinkett	4	91	22.8	28	0
Norgard	2	0	0.0	0	0
OILERS TOTAL	47	861	18.3	64	0
Opp. Total	71	1329	18.7	101t	1

FIELD GOALS	1-19	20-29	30-39	40-49	50+	Total
Garcia	0/0	5/5	4/5	5/7	0/3	14/20
Zendejas	0/0	2/3	3/5	2/4	0/0	7/12
OILERS TOTAL	0/0	7/8	7/10	7/11	0/3	21/32
Opp. Total	1/1	5/6	8/8	2/4	1/2	17/21

PASSING	Att.	Comp.	Yds.	Pct.	Avg/Att.	TD
Moon	584	362	4689	62.0	8.03	33
Carlson	55	37	383	67.3	6.96	4
OILERS TOTAL	639	399	5072	62.4	7.94	37
Opp. Tot.	460	267	3332	58.0	7.24	18

PASSING	Pct. TD	Int.	Pct./Int.	LG	Sacks/Lost	Rating
Moon	5.7	13	2.2	87t	36/252	96.8
Carlson	7.3	2	3.6	53t	3/15	96.3
OILERS TOTAL	5.8	15	2.3	87t	39/267	96.7
Opp. Total	3.9	21	4.6	78t	38/272	74.7

DEFENSIVE STATISTICS

(Compiled from press box stats, figures in parenthesis indicate additional special teams, int., and fum. return tackles)

	TACKLES	ASSISTS	TOTAL TACKLES
A. Smith	75 (3)	26 (0)	101 (3)
Meads	65	30	95
Childress	65	20	85
McDowell	55	26	81
Kinard	52 (1)	22 (0)	74 (1)
R. Johnson	54 (2)	16 (1)	70 (3)
Grimsley	35	29	64
Dishman	42 (3)	16 (1)	58 (4)
S. Jones	34	22	56
Fuller	31	19	50
Knight	22 (13)	12 (3)	34 (16)
D. Smith	18	14	32
E. Johnson	16	16	32
Brown	23	6	29
Allen	15	2	17
Lathon	8 (3)	2 (0)	10 (3)
Alm	6	3	9
Gl. Montgomery	6 (9)	1 (0)	7 (9)
Fairs	5 (11)	2 (5)	7 (16)
Orlando	1 (10)	2 (3)	3 (13)
Thomas	2 (2)	0 (0)	2 (2)
Lyles	2	0	2
Seale	(12)	(7)	(19)
Kozak	(11)	(0)	(11)
Pennison	(4)	(0)	(4)
Pinkett	(3)	(1)	(4)
V. Jones	(2)	(1)	(3)
Munchak	(2)	(0)	(2)
Duncan	(2)	(0)	(2)
Matthews	(1)	(1)	(2)
Jeffires	(1)	(0)	(1)
White	(1)	(0)	(1)
Moon	(1)	(0)	(1)
Garcia	(1)	(0)	(1)
Carlson	(1)	(0)	(1)
Q. Jones	(1)	(0)	(1)

QUARTERBACK SACKS

S. Jones 12.5, Childress, 8, Fuller 8, E. Johnson 2.5, Meads 2.5, D. Smith 2, A. Smith 1, Alm .5, McDowell .5, Gl. Montgomery .5

FUMBLES RECOVERED

Grimsley 3, Childress 1, Fairs 1, Fuller 1, S. Jones 1, Kinard 1, Knight 1, Kozak 1, Lathon 1, McDowell 1, Pinkett 1, A. Smith 1, D. Smith 1, White 1, D. Williams 1

FUMBLES FORCED

Meads 5, A. Smith 3, Childress 1, Dishman 1, E. Johnson 1, S. Jones 1, Knight 1, Kozak 1, Lathon 1, D. Smith 1

PASSES DEFENSED

Dishman 16, R. Johnson 16, Fuller 7, Kinard 5, Knight 5, McDowell 5, Meads 5, S. Jones 4, Allen 3, E. Johnson 3, A. Smith 3, D. Smith 3, Grimsley 2, Alm 1, Brown 1, Childress 1, Thomas 1

1990 PLAYOFF STATISTICS

Won 0, Lost 1

RESULTS	Home/Away	Attendance
(L) Cincinnati 41, Houston 14	(A)	60,012
TEAM STATISTICS	Oilers	Opponent
TOTAL FIRST DOWNS	13	24
Rushing	4	15
Passing	9	7
Penalty	0	2
Third Down: Made/Att.	2/9	4/13
Third Down Efficiency	22.2	30.8
Fourth Down: Made/Att.	0/0	2/2
Fourth Down Efficiency	0	100
TOTAL NET YARDS	226	349
Avg. Per Game	226.0	349.0
Total Plays	47	69
Avg. Per Play	4.8	5.1
NET YARDS RUSHING	67	187
Avg. Per Game	67.0	187.0
Total Rushes	13	44
NET YARDS PASSING	159	162
Avg. Per Game	159.0	162.0
Tackled/Yards Lost	1/6	0/0
Gross Yards	165	162
Attempts/Completions	33/16	25/15
Pct. of Completions	48.5	60.0
Had Intercepted	1	0
PUNTS/AVERAGE	6/42.7	3/45.0
NET PUNTING AVERAGE	32.3	38.7
PENALTIES/YARDS	5/33	4/40
FUMBLES/BALL LOST	2/1	1/0
TOUCHDOWNS	2	5
Rushing	0	3
Passing	2	2
Returns	0	0

SCORE BY PERIODS	1	2	3	4	OT	Ttl.
OILERS TOTAL	0	0	7	7	0	14
Opp. Total	10	10	14	7	0	41

SCORING	TDR	TDP	TDRt	PAT	FG	S	TP
Givins	0	2	0	0/0	0/0	0	12
Garcia	0	0	0	2/2	0/0	0	2
OILERS TOTAL	0	2	0	2/2	0/0	0	14
Opp. Total	3	2	0	5/5	2/2	0	41

RUSHING	No.	Yds.	Avg.	LG	TD
Pinkett	5	43	8.6	16	0
Carlson	4	22	5.5	12	0
White	4	2	0.5	5	0
OILERS TOTAL	13	67	5.2	16	0
Opp. Total	44	187	4.3	14	3

RECEIVING	No.	Yds.	Avg.	LG	TD
Givins	6	60	10.0	16	2
Harris	4	37	9.3	17	0
Jeffries	2	33	16.5	23	0
Duncan	1	15	15.0	15	0
Pinkett	1	10	10.0	10	0
Hill	1	5	5.0	5	0
White	1	5	5.0	5	0
OILERS TOTAL	16	165	10.3	23	2
Opp. Total	15	162	10.8	46	2

INTERCEPTIONS	No.	Yds.	Avg.	LG	TD
Opp. Total	1	43	43.0	43	0

PUNTING	No.	Yds.	Avg.	Net	TB	In	LG
Gr. Montgomery	6	256	42.7	32.3	1	2	47
OILERS TOTAL	6	256	42.7	32.3	1	2	47
Opp. Total	3	135	45.0	38.7	0	1	53

PUNT RETURNS	No.	FC	Yds.	Avg.	LG	TD
McNeil	1	2	19	19.0	19	0
OILERS TOTAL	1	2	19	19.0	19	0
Opp. Total	3	0	42	14.0	34	0

KICKOFF RETURNS		No.	Yds.	Avg.	LG	TD	
Pinkett		2	48	24.0	37	0	
Ford		3	57	19.0	22	0	
Norgard		1	9	9.0	9	0	
OILERS TOTAL		6	114	19.0	37	0	
Opp. Total		3	58	19.3	28	0	
FIELD GOALS		1-19	20-29	30-39	40-49	50+	Total
Opp. Total		0/0	1/1	1/1	0/0	0/0	2/2

PASSING	Att.	Comp.	Yds.	Pct.	Avg/Att.	TD
Carlson	33	16	165	48.5	5.00	2
OILERS TOTAL	33	16	165	48.5	5.00	2
Opp. Tot.	25	15	162	60.0	6.48	2

PASSING	Pct. TD	Int.	Pct./Int.	LG	Sacks/Lost	Rating
Carlson	6.1	1	3.0	23	1/6	70.9
OILERS TOTAL	6.1	1	3.0	23	1/6	70.9
Opp. Total	8.0	0	0.0	46	0/0	105.8

PLAYOFF DEFENSIVE STATISTICS

(Compiled from press box stats, figures in parentheses indicate additional special teams, int., and fum. return tackles)

	TACKLES	ASSISTS	TOTAL TACKLES
Kinard	8	4	12
McDowell	7	0	7
Grimsley	4	3	7
Lathon	6 (1)	0	6 (1)
Dishman	4	1	5
Childress	4	0	4
Meads	3	0	3
S. Jones	2	0	2
Fuller	2	0	2
D. Smith	2	0	2
Allen	2	0	2
A. Smith	1	0	1
E. Johnson	0	1	1
R. Johnson	0	1	1
Maggs	(1)	(0)	(1)
Gr. Montgomery	(1)	(0)	(1)
Fairs	(1)	(0)	(1)
Orlando	(1)	(0)	(1)
Seale	(1)	(0)	(1)

QUARTERBACK SACKS

None

FUMBLES RECOVERED

None

FUMBLES FORCED

None

PASSES DEFENSED

McDowell 2, Kinard 1, Lathon 1

1990 GAME-BY-GAME OFFENSIVE STATISTICS

	FIRST DOWNS	BY RUSH	BY PASS	BY PENALTY	3RD DOWN CONVERSIONS	3RD DOWN ATTEMPTS	4TH DOWN CONVERSIONS	4TH DOWN ATTEMPTS	NET YARDS	OFFENSIVE PLAYS / PLAY	YARDS RUSHING	RUSHING ATTEMPTS	AVERAGE GAIN / RUSH	OB SACKS	YARDS LOST	GROSS YARDS PASSING	PASSES ATTEMPTED	PASSES COMPLETED	PERCENTAGE	INTERCEPTIONS	NO. PENALTIES	YARDS PENALIZED	FUMBLE/LOST	YARDS - AVERAGE	TURNOVERS	POINTS SCORED	TD RUSHING	TD PASSING	TD RETURNS	FIELD GOALS MADE	TIME OF POSSESSION			
9/9 @ Atlanta	27	3	17	8	2	8	0	2	418	66	6.3	29	12	2.4	389	2	8	397	52	31	59.6	2	9	70	4.4	3:50.3	6	27	0	4	0	0	0	25:41
9/16 @ Pittsburgh	20	4	13	3	3	12	0	1	309	68	4.5	51	16	3.2	258	4	26	284	48	24	50.0	4	14	104	1.0	5:40.6	4	9	1	0	0	0	2	33:38
9/23 Indianapolis	23	2	19	1	4	8	0	1	372	60	6.2	69	20	3.5	303	1	5	308	39	29	74.4	1	9	55	3.2	1:44.0	3	24	0	3	0	2	1	32:00
9/30 @ San Diego	29	6	21	2	7	12	0	0	421	70	6.0	92	21	4.4	329	3	26	355	46	27	58.7	1	6	58	0.0	1:36.0	1	17	0	2	0	1	3	34:07
10/7 San Francisco	17	6	11	0	4	12	1	2	256	56	4.6	86	20	4.3	170	3	21	191	33	18	54.5	0	6	51	3.1	6:49.2	1	21	1	2	0	0	0	28:35
10/14 Cincinnati	27	10	16	1	8	11	0	0	514	61	8.4	113	21	5.4	401	0	0	401	40	24	60.0	1	9	76	1.1	0:0	2	48	0	5	1	2	2	31:30
10/21 New Orleans	21	9	11	1	10	15	0	1	305	65	4.7	103	28	3.7	202	0	0	202	37	23	62.2	0	7	53	2.2	2:51.0	2	23	1	1	0	3	3	31:57
10/28 N.Y. Jets	28	5	22	1	9	14	0	0	425	68	6.3	82	20	4.1	343	5	38	381	43	30	69.8	0	8	49	2.2	1:39.0	2	12	0	1	0	2	4	37:30
11/4 @ L.A. Rams	20	2	16	2	5	11	0	1	366	56	6.5	33	12	2.8	333	1	10	343	43	26	60.5	2	6	61	2.0	2:39.0	2	13	0	1	0	2	2	26:56
11/18 @ Cleveland	21	5	15	1	6	9	0	0	378	56	6.8	94	19	4.9	284	5	38	322	32	24	75.0	0	9	43	4.2	3:48.7	2	35	0	5	0	0	1	30:23
11/26 Buffalo	21	8	13	0	6	10	1	1	411	53	7.8	128	28	4.6	283	3	17	300	22	16	72.7	0	9	66	1.1	0:0	1	27	1	2	0	2	2	29:59
12/2 @ Seattle	19	3	14	2	7	11	0	0	276	56	4.9	56	16	3.5	220	2	12	232	38	24	63.2	1	7	36	4.2	2:38.5	3	10	0	1	0	1	1	27:35
12/9 Cleveland	34	16	17	1	6	9	0	0	477	74	6.4	206	34	6.1	271	2	11	282	38	28	73.7	0	11	98	2.1	1:37.0	1	58	4	3	1	1	1	38:12
12/16 @ Kansas City	22	2	20	0	7	14	0	0	563	65	8.7	58	17	3.4	505	3	22	527	45	27	60.0	0	12	86	1.1	3:47.3	1	27	0	3	0	2	3	33:01
12/23 @ Cincinnati	19	3	13	3	6	15	0	2	304	67	4.5	22	11	2.0	282	2	18	300	54	26	48.1	2	7	64	4.2	3:46.0	4	20	1	1	0	2	3	29:31
12/30 Pittsburgh	28	13	13	2	4	9	1	1	427	65	6.6	195	33	5.9	232	3	15	247	29	22	75.9	1	6	40	0.0	1:42.0	1	34	1	3	0	2	3	37:00
1/6 @ Cincinnati	13	4	9	0	2	9	0	0	226	47	4.8	67	13	5.2	159	1	6	165	33	16	48.5	1	5	33	2.1	6:42.6	2	14	0	2	0	0	0	20:15

1990 GAME-BY-GAME DEFENSIVE STATISTICS

DATE	OPPONENT	FIRST DOWNS	BY RUSH	BY PASS	BY PENALTY	3RD DOWN CONVERSIONS	4TH DOWN ATTEMPTS	4TH DOWN CONVERSIONS	NET YARDS	AVERAGE GAIN / PLAY	RUSHING ATTEMPTS	YARDS RUSHING	NET YARDS PASSING	QB SACKS	YARDS LOST	GROSS YARDS PASSING	PASSES ATTEMPTED	PASSES COMPLETED	PERCENTAGE	INTERCEPTIONS	YARDS PENALIZED	FUMBLE-LOST	POINTS AVERAGE	TURNOVERS	POINTS SCORED	TD RUSHING	TD PASSING	TD RETURNS	FIELD GOALS MADE	FIELD GOALS ATTEMPTS	TIME OF POSSESSION				
9/9	@ Atlanta	19	4	13	2	3	11	0	0	301	60	5.0	95	27	3.5	206	3	19	225	30	19	63.3	1	16	139	-1.1	4-43.3	2	47	1	1	3	4	4	34:19
9/16	@ Pittsburgh	10	2	6	2	1	13	0	1	123	54	2.3	68	27	2.5	55	4	26	81	23	9	39.1	0	12	92	0.0	8-37.5	0	20	0	2	2	2	26:22	
9/23	Indianapolis	18	4	11	3	4	12	0	1	282	59	4.3	57	16	3.2	195	3	28	223	38	20	52.6	2	11	93	3.2	4-46.3	4	10	0	1	0	1	1	26:00
9/30	@ San Diego	14	6	6	2	3	9	0	0	298	47	6.3	131	21	6.2	167	1	7	174	25	14	56.0	2	8	56	0.0	2-32.5	2	7	0	1	0	0	2	25:53
10/7	San Francisco	17	6	10	1	6	12	0	0	363	55	7.0	83	25	3.3	300	2	18	318	28	20	71.4	1	8	40	2.1	4-40.3	2	24	0	3	0	1	1	31:25
10/14	Cincinnati	17	5	10	2	4	10	1	2	251	57	4.4	116	31	3.7	135	2	11	146	24	13	54.2	3	10	65	2.1	2-39.0	4	17	1	1	0	1	1	26:30
10/21	New Orleans	19	4	14	1	4	12	1	2	320	59	5.4	61	16	3.8	259	4	33	292	39	22	56.4	1	7	72	4.2	2-39.5	3	10	0	1	0	1	2	28:03
10/28	N.Y. Jets	13	6	7	0	5	10	0	0	229	44	5.2	87	21	4.1	142	0	0	142	23	11	47.8	1	5	25	0.0	4-40.5	1	17	0	1	1	1	1	22:30
11/4	@ L.A. Rams	23	8	12	3	5	11	0	0	316	61	5.2	118	31	3.8	198	3	17	215	27	19	70.4	1	6	36	1.0	2-36.0	1	17	1	1	0	1	1	33:04
11/18	@ Cleveland	21	6	14	1	5	10	1	2	301	60	6.0	96	22	4.5	263	3	16	279	35	25	71.4	2	7	40	3.2	2-39.0	4	23	1	2	0	1	1	29:37
11/26	Buffalo	24	6	14	4	8	12	1	1	289	60	4.6	79	24	3.3	210	2	14	224	34	23	67.6	1	3	15	0.0	2-34.5	1	24	1	2	0	1	1	30:01
12/2	@ Seattle	20	8	9	3	9	16	0	0	281	68	4.1	123	39	3.2	158	2	10	168	27	16	59.3	1	7	64	0.0	5-37.4	1	13	1	0	0	2	2	36:50
12/9	Cleveland	12	2	9	1	3	9	0	0	195	45	4.3	57	15	3.8	138	4	28	166	26	13	50.0	2	11	76	2.2	5-40.4	4	14	0	1	1	0	0	21:48
12/16	@ Kansas City	17	5	8	4	1	10	0	2	350	56	6.3	101	21	4.8	249	1	6	255	34	17	50.0	2	6	45	2.0	6-39.8	2	10	0	1	0	1	1	26:59
12/23	@ Cincinnati	18	9	8	1	3	11	2	2	387	56	6.7	222	35	6.3	165	2	19	164	21	11	52.4	0	11	121	0.0	6-36.7	0	40	4	2	0	0	0	30:29
12/30	Pittsburgh	17	7	9	1	5	9	0	0	299	47	6.4	79	19	4.2	220	2	20	240	26	15	57.7	1	6	36	2.1	3-44.0	2	14	2	0	0	0	1	23:00
1/6	@ Cincinnati	24	15	7	2	4	13	2	2	349	69	5.1	187	44	4.3	162	0	0	162	25	15	60.0	0	4	40	1.0	3-45.0	0	41	3	2	0	2	2	39:45

1990 RUSHING STATISTICS

1990 INDIVIDUAL RUSHING STATISTICS (ATTEMPTS-YARDS-LONGEST-TOUCHDOWNS)

Date	Opponent	White	Pinkett	Moon	V. Jones	Givins	Carlson	Rozler	T. Jones
9/9	@ Atlanta	7-15-5-0	0-0-0-0	3-8-6-0		0-0-0-0		2-6-6-0	0-0-0-0
9/16	@ Pittsburgh	9-15-14-1	0-0-0-0	5-34-15-0		0-0-0-0		2-2-6-0	0-0-0-0
9/23	Indianapolis	12-35-14-0	5-37-19-0	1-0-0-0		0-0-0-0	2-(-3)-(-1)-0		
9/30	@ San Diego	6-15-7-0	2-18-13-0	7-25-11-0		0-0-0-0		6-34-11-0	0-0-0-0
10/7	San Francisco	11-43-13-0	4-8-3-0	5-35-9-1	0-0-0-0	0-0-0-0			0-0-0-0
10/14	Cincinnati	6-32-11-0	6-23-15-0	3-19-12-0	5-36-13-0	0-0-0-0	1-3-3-0		0-0-0-0
10/21	New Orleans	12-48-17-1	10-33-8-0	6-22-13-0	0-0-0-0	0-0-0-0			0-0-0-0
10/28	N.Y. Jets	13-45-13-0	2-8-5-0	5-29-17-0		0-0-0-0			0-0-0-0
11/4	@ L.A. Rams	9-29-8-0	1-2-2-0	2-2-2-0		0-0-0-0			0-0-0-0
11/18	@ Cleveland	8-35-8-0	8-45-18-0	2-15-14-0	0-0-0-0	0-0-0-0	1-(-1)-(-1)-0		0-0-0-0
11/26	Buffalo	18-125-22-1	2-1-1-0	7-4-6-0	0-0-0-0	0-0-0-0			1-(-2)-(-2)-0
12/2	@ Seattle	6-16-8-0	8-25-7-0	2-15-15-0	0-0-0-0	0-0-0-0			0-0-0-0
12/9	Cleveland	18-116-12-4		2-4-2-0	9-39-14-0	1-21-21-0	4-26-16-0		0-0-0-0
12/16	@ Kansas City	8-32-13-0	5-24-9-0	3-8-5-0	0-0-0-0	0-0-0-0			0-0-0-0
12/23	@ Cincinnati	7-11-5-0	3-10-4-0	1-1-1-1	0-0-0-0	0-0-0-0	0-0-0-0		0-0-0-0
12/30	Pittsburgh	18-90-13-1	10-34-9-0		0-0-0-0	2-44-31-0	3-27-16-0		0-0-0-0
1/6	@ Cincinnati	4-2-5-0	5-43-16-0		0-0-0-0	0-0-0-0	4-22-12-0		0-0-0-0

1990 RECEIVING STATISTICS

1990 INDIVIDUAL RECEIVING STATISTICS (NUMBER-YARDS-LONGEST-TOUCHDOWNS)

Date	Opponents	Jeffires	Hill	Givins	Duncan	White	T. Jones	Harris	Pinkett	Ford	McNeil	Rozler
9/9	@ Atlanta	7-80-35-0	5-53-15-0	4-109-80-2	5-53-26-0	3-24-16-0	3-28-15-1		0-0-0-0	1-3-3-1	0-0-0-0	3-47-24-0
9/16	@ Pittsburgh	4-38-12-0	5-71-20-0	6-72-24-0	3-43-21-0	4-47-21-0	0-0-0-0	0-0-0-0	1-14-14-0		0-0-0-0	1-(-1)-(-1)-0
9/23	Indianapolis	6-48-13-0	10-123-23-0	4-67-28-1	6-44-9-0	3-26-13-2		0-0-0-0	0-0-0-0		0-0-0-0	
9/30	@ San Diego	4-47-17-0	4-48-24-1	6-97-22-1	5-73-31-0	1-10-10-0	2-36-24-0	1-11-11-0	1-3-3-0	:-15-15-0	1-15-15-0	1-0-0-0
10/7	San Francisco	2-28-18-1	3-52-30-1	4-31-12-0	3-32-15-0	2-23-16-0	0-0-0-0	1-2-2-0	2-9-13-0	1-14-14-0	0-0-0-0	
10/14	Cincinnati	6-74-32-1	4-86-33-1	6-101-30-1	3-36-15-0	0-0-0-0	2-45-33-1	2-55-42-1	0-0-0-0	1-4-4-0	0-0-0-0	
10/21	New Orleans	2-23-13-0	2-34-19-0	5-38-16-0	6-44-11-0	2-11-6-1	2-23-19-0	1-7-7-0	2-6-4-0	0-0-0-0	1-16-16-0	
10/28	N.Y. Jets	8-89-19-1	5-77-31-0	5-56-22-0	7-99-24-0	4-35-11-0	0-0-0-0	1-25-25-0	0-0-0-0	0-0-0-0	0-0-0-0	
11/4	@ L.A. Rams	2-24-14-0	4-73-40-1	6-91-34-0	6-66-22-0	3-14-9-0	2-48-47-0	2-22-13-0	0-0-0-0	1-5-5-0	0-0-0-0	
11/18	@ Cleveland	2-51-46-1	3-20-9-0	5-41-13-1	7-130-37-1	2-11-8-1	1-23-23-1	0-0-0-0	4-46-38-0	0-0-0-0	0-0-0-0	
11/26	Buffalo	1-37-37-1	6-102-43-0	3-69-28-0	0-0-0-0	5-89-29-0	0-0-0-0	1-3-3-1	0-0-0-0	0-0-0-0	0-0-0-0	
12/2	@ Seattle	5-51-16-0	5-58-20-0	5-43-20-1	3-29-11-0	1-9-9-0	3-29-13-0	0-0-0-0	0-0-0-0	2-13-8-0	0-0-0-0	
12/9	Cleveland	4-46-14-0	5-61-24-0	3-15-6-1	4-32-9-0	0-0-0-0	5-42-13-1	2-24-17-1		3-44-24-0	2-18-12-0	
12/16	@ Kansas City	9-245-87-1	3-77-57-0	2-42-34-0	2-30-24-0	6-58-22-0	4-61-24-2	0-0-0-0	0-0-0-0	0-0-0-0	1-14-14-0	
12/23	@ Cincinnati	7-78-21-1	6-60-18-0	5-71-26-0	3-40-17-0	3-11-6-0	2-40-34-0		0-0-0-0	0-0-0-0	0-0-0-0	
12/30	Pittsburgh	5-89-53-1	4-24-13-1	3-36-16-1	3-34-15-0	0-0-0-0	4-34-14-0	2-23-12-0	1-7-7-0	0-0-0-0	0-0-0-0	
1/6	@ Cincinnati	2-33-23-0	1-5-5-0	4-60-16-2	1-15-15-0	1-5-5-0	0-0-0-0	4-37-17-0	1-10-10-0	0-0-0-0	0-0-0-0	

1990 PASSING STATISTICS

1990 INDIVIDUAL PASSING STATISTICS
(ATTEMPTS · COMPLETIONS · YARDS GAINED · PERCENTAGE · TOUCHDOWNS · INTERCEPTIONS · LONGEST · SACKS · YARDS LOST)

DATE	OPPONENT	MOON	CARLSON
9/9	@ Atlanta	52-31-397-59.6-4-2-80t-2-8	
9/16	@ Pittsburgh	48-24-284-50.0-0-4-24-4-26	
9/23	Indianapolis	39-29-308-74.4-3-1-28-1-5	0-0-0-0-0-0-0-0-0
9/30	@ San Diego	46-27-355-58.7-2-1-31-3-26	
10/7	San Francisco	33-18-191-54.5-2-0-30t-3-21	
10/14	Cincinnati	33-21-369-63.6-5-1-42t-0-0	7-3-32-42.9-0-0-15-0-0
10/21	New Orleans	37-23-202-62.2-1-0-19-0-0	
10/28	N.Y. Jets	43-30-381-69.8-1-0-31-5-38	
11/4	@ L.A. Rams	43-26-343-60.5-1-2-47-1-10	
11/18	@ Cleveland	32-24-322-75.0-5-0-46t-5-38	0-0-0-0-0-0-0-0-0
11/26	Buffalo	22-16-300-72.7-2-0-43-3-17	
12/2	@ Seattle	38-24-232-63.2-1-1-20-2-12	
12/9	Cleveland	25-17-190-68.0-2-0-24-2-11	13-11-92-84.6-1-0-13-0-0
12/16	@ Kansas City	45-27-527-60.0-3-0-87t-4-28	
12/23	@ Cincinnati	48-25-288-52.1-1-1-34-2-18	6-1-12-16.7-0-1-12-0-0
12/30	Pittsburgh		29-22-247-75.9-3-1-53-3-15
1/6	@ Cincinnati		33-16-165-48.5-2-1-23-1-6

1990 TACKLE STATISTICS

(Top 15 Only)

1990 INDIVIDUAL TACKLE STATISTICS (SOLOS-ASSISTS-TOTAL)

Date	Opponent	A. Smith	Meads	Childress	McDowell	Kinard	R. Johnson	Grimsley	Dishman	S. Jones	Fuller	Knight	D. Smith	E. Johnson	Brown	Allen
9/9	@ Atlanta	5-0-5	6-1-7	4-0-4	5-0-5	4-0-4	8-1-9		2-0-2	2-0-2	3-0-3	0-0-0	0-0-0	1-0-1	3-1-4	2-0-2
9/16	@ Pittsburgh	7-1-8	3-2-5	3-2-5	5-0-5	1-0-1	3-0-3	0-0-0	4-0-4	0-0-0	2-1-3	2-0-2	2-2-4	0-0-0	0-0-0	0-0-0
9/23	Indianapolis	0-1-1	4-2-6	2-2-4	1-1-2	3-2-5	6-2-8	0-0-0	3-1-4	1-1-2	5-0-5	3-1-4	4-0-4	0-2-2	1-0-1	3-0-3
9/30	@ San Diego	9-0-9	4-0-4	0-2-2	3-1-4	2-0-2	1-0-1	2-1-3	4-0-4	1-2-3	3-1-4	1-0-1	2-1-3	0-0-0	3-0-3	0-0-0
10/7	San Francisco	8-5-13	2-5-7	4-2-6	5-1-6	5-1-6	2-3-5	2-3-5	1-0-1	3-1-4	3-1-4	0-0-0	0-5-5	0-1-1	6-1-7	0-0-0
10/14	Cincinnati	9-5-14	2-5-7	8-2-10	3-6-9	0-3-3	2-0-2	4-1-5	4-1-5	0-3-3	3-2-5	3-3-6	0-1-1	1-2-3	1-1-2	0-0-0
10/21	New Orleans	2-1-3	9-5-14	4-1-5	3-4-7	7-2-9	3-0-3	1-6-7	2-3-5	2-2-4	0-4-4	0-0-0	2-3-5	0-0-0	3-0-3	1-0-1
10/28	N.Y. Jets	8-4-12	4-1-5	1-3-4	6-3-9	1-2-3	3-3-6	1-2-3	3-1-4	2-3-5	0-4-4	0-0-0	1-1-2	1-1-2	0-0-0	0-0-0
11/4	@ L.A. Rams	4-0-4	4-0-4	4-1-5	0-1-1	8-2-10	10-0-10	5-2-7	1-1-2	4-0-4	1-2-3	2-1-3	0-0-0	2-1-3	0-0-0	0-0-0
11/18	@ Cleveland	4-2-6	6-2-8	3-0-3	8-0-8	4-4-8	2-1-3	3-1-4	4-0-4	3-2-5	1-0-1	1-1-2	2-0-2	2-2-4	1-2-3	1-1-2
11/26	Buffalo	5-3-8	3-3-6	5-2-7	5-5-10	3-4-7	2-6-8	3-2-5	2-1-3	5-3-8	1-1-2	2-1-3		3-0-3	4-1-5	1-1-2
12/2	@ Seattle	10-1-11	5-0-5	9-2-11	3-2-5	4-2-6	1-0-1	2-3-5	2-0-2	6-1-7	1-1-2	0-0-0		1-4-5	1-0-1	3-0-3
12/9	Cleveland	0-1-1	4-0-4	5-0-5	4-1-5	1-0-1	2-0-2	1-0-1	0-0-0	3-0-3	2-1-3	2-0-2	0-0-0	3-1-4	0-0-0	1-0-1
12/16	@ Kansas City	3-1-4	4-0-4	4-0-4	3-0-3	3-0-3	5-0-5	5-0-5	5-1-6	0-0-0	2-0-2	0-0-0	0-0-0	0-1-1	0-0-0	2-0-2
12/23	@ Cincinnati	1-1-2	2-2-4	4-1-5		2-0-2	3-0-3	4-4-8	2-2-4	2-1-3	1-0-1	4-2-6	5-0-5	1-0-1	0-0-0	1-0-1
12/30	Pittsburgh		3-2-5	5-0-5	1-1-2	4-0-4	1-0-1	2-4-6	3-5-8	0-3-3	3-1-4	2-3-5	0-1-1	1-1-2	0-0-0	0-0-0
1/6	@ Cincinnati	1-0-1	3-0-3	4-0-4	7-0-7	8-4-12	0-1-1	4-3-7	4-1-5	2-0-2	2-0-2	0-0-0	2-0-2	0-1-1		2-0-2

1990 GAME SUMMARIES

GAME #1 ATLANTA 47, HOUSTON 27

ATLANTA, SEPT. 9—The Houston Oilers were defeated by the Atlanta Falcons 47-27 in the regular season opener before 56,222 fans at Atlanta-Fulton County Stadium. On Houston's initial possession, RB Lorenzo White fumbled with Atlanta recovering on the Oiler 49-yard line before RB Steve Broussard's six-yard TD run. On the Oilers' first play following the ensuing kickoff, QB Warren Moon was sacked by LB Aundray Bruce with CB Bobby Butler eventually recovering the ball in the end zone for a touchdown. Later in the opening quarter, Moon fumbled when hit by LB Jessie Tuggle who recovered the ball and ran it in 65 yards for a score that gave Atlanta a 21-0 lead. Following another White fumble, the Falcons gained possession on their own 42, then drove into position for PK Greg Davis' 39-yard field goal. The next time the Falcons had the ball, they extended their advantage to 27-0 as Davis booted another 39-yard FG. Midway through the second period, the Oilers got on the board with a 76-yard drive that ended with a 15-yard TD reception by rookie WR Tony Jones. On the Falcons' initial second half series, QB Chris Miller completed a pair of passes to RB Keith Jones (30 yds.) before connecting with WR Andre Rison for a 26-yard score to make it 34-7. Davis kicked a 36-yard three-pointer on the first play of the fourth period in an Atlanta drive that was aided by a pair of Oiler personal fouls. Houston made it 37-14 on the first play after the kickoff as Moon hooked up with WR Ernest Givins for an 80-yard TD. Two Falcon personal fouls helped the Oilers on their next drive that went 62 yards and culminated with Moon's six-yard scoring toss to Givins. Houston then got a touchdown on its third consecutive possession to make it 37-27 as Moon's pass to WR Curtis Duncan (26 yds.) helped lead to WR Bernard Ford's three-yard TD catch (PAT failed). Following a failed "squib" kick attempt that gave Atlanta the ball at its own 49, the Falcons got a 51-yard field goal from Davis to go ahead 40-27. With 24 seconds left in the contest and the Oilers at the Falcon 21, CB Deion Sanders intercepted Moon's pass and returned it 82 yards for the game's final points.

Houston	0	7	0	20	—	27
Atlanta	21	6	7	13	—	47

Atlanta—Broussard 6 run (Davis kick)

Atlanta—Butler fum. rec. in end zone (Davis kick)

Atlanta—Tuggle 65 fumble return (Davis kick)

Atlanta—Davis 39 field goal

Atlanta—Davis 39 field goal

Houston—T. Jones 15 pass from Moon (Zendejas kick)

Atlanta—Rison 26 pass from Miller (Davis kick)

Atlanta—Davis 36 field goal

Houston—Givins 80 pass from Moon (Zendejas kick)

Houston—Givins 6 pass from Moon (Zendejas kick)

Houston—Ford 3 pass from Moon (PAT failed)

Atlanta—Davis 51 field goal

Atlanta—Sanders 82 interception return (Davis kick)

	Hou.	Atl.
First Downs	27	18
Rushes-Yards	12-29	27-95
Passing Yards	389	206
Total Yards	418	301
Had QB Sacked	2-8	3-19
Passes	52-31-2	30-19-1
Punts	3-50.3	4-43.3
Fumbles/Lost	4-4	1-1
Penalties/Yards	9-70	16-139

A—56,222

INDIVIDUAL LEADERS

RUSHING—Houston: White 7-15, Moon 3-8, Rozier 2-6

Atlanta: Broussard 17-54, Lang 6-18, Jones 2-17

PASSING—Houston: Moon 52-31-2, 397 yards, 4 TDs

Atlanta: Miller 30-19-1, 225 yards, 1 TD

RECEIVING—Houston: Jeffires 7-80, Duncan 5-53, Hill 5-53, Givins 4-109, Rozier 3-47

Atlanta: Dixon 5-60, Rison 4-64, Haynes 4-30, Jones 2-30

GAME #2 PITTSBURGH 20, HOUSTON 9

PITTSBURGH, SEPT. 16—The Houston Oilers were defeated by the Pittsburgh Steelers 20-9 before 54,814 fans at Three Rivers Stadium. On Houston's second offensive play, CB David Johnson intercepted QB Warren Moon's pass and returned it 26 yards for a touchdown. Early in the second period, an 11-play Oiler drive culminated with RB Lorenzo White's

one-yard rushing TD that tied the game at 7-7. A pair of Moon completions to WR Drew Hill (15, 18 yds.) plus a pass interference penalty helped set up the score. Following a missed 49-yard field goal attempt by Tony Zendejas, the Steelers embarked on a ten-play drive that ended with PK Gary Anderson's 31-yard FG with 32 seconds left in the first half. On Pittsburgh's initial second half series, QB Bubby Brister was tackled in the end zone for a safety by DT Ray Childress to trim Houston's deficit to 10-9. Zendejas then missed a 42-yard field goal try on the Oilers' next possession. Late in the third quarter, Steeler S Larry Griffin intercepted Moon and Pittsburgh took over on the Oiler 47-yard line before Anderson eventually hit a 27-yard field goal. Three plays later, Greg Montgomery's punt was returned 52 yards for a touchdown by Pittsburgh's Rod Woodson to account for the final margin of victory.

Houston	0	7	2	0	—	9
Pittsburgh	7	3	0	10	—	20

Pittsburgh—Johnson 26 yard int. return (Anderson kick)

Houston—White 1 run (Zendejas kick)

Pittsburgh—Anderson 31 field goal

Houston—Childress safety (Brister tack. in end zone)

Pittsburgh—Anderson 27 field goal

Pittsburgh—Woodson 52 punt return (Anderson kick)

	Hou.	Pitt.
First Downs	20	10
Rushes-Yards	16-51	27-68
Passing Yards	258	55
Total Yards	309	123
Had QB Sacked	4-26	4-26
Passes	48-24-4	23-9-0
Punts	5-40.6	8-37.5
Fumbles/Lost	1-0	0-0
Penalties/Yards	14-104	12-92

A—54,814

INDIVIDUAL LEADERS

RUSHING—Houston: Moon 5-34, White 9-15

Pittsburgh: Worley 17-50, Hoge 9-9

PASSING—Houston: Moon 48-24-4, 284 yards, 0 TDs

Pittsburgh: Brister 23-9-0, 81 yards, 0 TDs

RECEIVING—Houston: Givins 6-72, Hill 5-71, White 4-47, Jeffires 4-38, Duncan 3-43

Pittsburgh: Hill 3-26, Hoge 2-19, Calloway 2-16

GAME #3 HOUSTON 24, INDIANAPOLIS 10

HOUSTON, SEPT. 23—The Houston Oilers defeated the Indianapolis Colts 24-10 before a home-opening crowd of 50,093 fans in the Astrodome. The game's first points did not come until midway through the second quarter when QB Warren Moon connected with RB Lorenzo White for a 13-yard touchdown. Houston had started their drive on the Colt 35-yard line following an Albert Bentley fumble (Bubba McDowell recovered). On Indianapolis' next possession, WR Clarence Verdin fumbled a lateral that was recovered by the Oilers' Doug Smith at the Indy 43. Moon again hit White for a seven-yard score to make it 14-0 before Oiler PK Tony Zendejas missed a 36-yard field goal on the half's final play. On the third play of the third quarter, White fumbled, giving the Colts the ball at the Oiler 37-yard line. Two apparent Colt TDs were nullified (1 by penalty, 1 by out-of-bounds) before PK Dean Biasucci was accurate on a 33-yard FG. On Houston's next series, Moon completions to WR Drew Hill (16, 12 yds.) plus one to WR Ernest Givins (12 yds. plus roughing passer) helped set up Zendejas' 30-yard three-pointer that gave the Oilers a 17-3 lead. The Colts marched 79 yards the next time they had the ball as a 45-yard QB Jack Trudeau to Verdin pass eventually led to a 16-yard scoring reception by TE Pat Beach. In the final period, the Oilers embarked on an 11-play, 87-yard drive that consumed 6:31. A 19-yard run by Allen Pinkett and a 16-yard catch by Hill were the long plays before Givins caught a six-yard TD pass to close out the scoring.

Indianapolis	0	0	10	0	—	10
Houston	0	14	3	7	—	24

Houston—White 13 pass from Moon (Zendejas kick)

Houston—White 7 pass from Moon (Zendejas kick)

Indianapolis—Biasucci 33 field goal

Houston—Zendejas 30 field goal

Indianapolis—Beach 16 pass from Trudeau (Biasucci kick)

Houston—Givins 6 pass from Moon (Zendejas kick)

	Ind.	Hou.
First Downs	18	23
Rushes-Yards	18-57	20-69
Passing Yards	195	303
Total Yards	252	372
Had QB Sacked	3-28	1-5
Passes	38-20-2	39-29-1
Punts	4-46.3	1-44.0
Fumbles/Lost	3-2	3-2
Penalties/Yards	11-93	9-55

A—50,093

INDIVIDUAL LEADERS

RUSHING—Indianapolis: Bentley 9-34, Trudeau 5-19

Houston: Pinkett 5-37, White 12-35

PASSING—Indianapolis: Trudeau 23-14-1, 175 yards, 1 TD; George 14-5-1, 42 yards, 0 TD; Herrmann 1-1-0, 6 yards, 0 TD

Houston: Moon 39-29-1, 308 yards, 3 TDs

RECEIVING—Indianapolis: Verdin 4-64, Bentley 4-54, Brooks 4-36, Hester 3-37

Houston: Hill 10-123, Jeffires 6-48, Duncan 6-44, Givins 4-67, White 3-26

GAME #4 HOUSTON 17, SAN DIEGO 7

SAN DIEGO, SEPT. 30—The Houston Oilers defeated the San Diego Chargers 17-7 before 48,762 fans at Jack Murphy Stadium. On the game's first possession, Houston put together a 17-play, 91-yard drive that consumed 9:30 and culminated with QB Warren Moon's nine-yard touchdown pass to WR Drew Hill. A 31-yard Moon to WR Curtis Duncan pass was the long play of the drive which was extended by a Chargers' fourth down unsportsmanlike penalty on a FG attempt. Following a missed field goal by each team (San Diego 45 yds., Houston 36 yds.), the Oilers had an apparent TD pass to WR Gerald McNeil nullified by instant replay. Houston PK Tony Zendejas then missed another field goal, this time from 27 yards out. San Diego then marched 80 yards, aided by an Oiler pass interference penalty, with the TD coming on QB Billy Joe Tolliver's 27-yard throw to WR Anthony Miller. The Oilers got the ball back with 1:41 left in the half and moved 73 yards in 11 plays (72 seconds) to take a 14-7 lead thanks to WR Ernest Givins' 22-yard TD catch. Moon passes to WR Bernard Ford (15 yds.) and Hill (24 yds.) were the long plays of the series. There was no scoring in the third quarter although the Oilers did advance to the Charger seven-yard line before Moon was intercepted by CB Gill Byrd in the end zone. Following an interception by Houston S Bubba McDowell on the first play of the final period, Moon led the Oilers on a 14-play, 62-yard scoring drive. Three completions to Givins (40 yds.) helped set up Zendejas' 34-yard three-pointer that closed out the scoring.

Houston	7	7	0	3	—	17
San Diego	0	7	0	0	—	7

Houston—Hill 9 pass from Moon
(Zendejas kick)

San Diego—Miller 27 pass from
Tolliver
(Revez kick)

Houston—Givins 22 pass from Moon
(Zendejas kick)

Houston—Zendejas 34 field goal

	Hou.	S.D.
First Downs	29	14
Rushes-Yards	21-92	21-131
Passing Yards	329	167
Total Yards	421	298
Had QB Sacked	3-26	1-7
Passes	46-27-1	25-14-2
Punts	1-36.0	2-32.5
Fumbles/Lost	0-0	0-0
Penalties/Yards	6-58	8-56

A—48,762

INDIVIDUAL LEADERS

RUSHING—Houston: Rozier 6-34, Moon 7-25, Pinkett 2-18, White 6-15

San Diego: Butts 12-75, Bernstine 7-42, Tolliver 2-14

PASSING—Houston: Moon 46-27-1, 355 yards, 2 TDs

San Diego: Tolliver 25-14-2, 174 yards, 1 TD

RECEIVING—Houston: Givins 6-97, Duncan 5-73, Hill 4-48, Jeffires 4-47

San Diego: McEwen 3-18, Miller 2-41, Early 2-36, Walker 2-34

GAME #5 SAN FRANCISCO 24, HOUSTON 21

HOUSTON, OCT. 7—The Houston Oilers were defeated by the San Francisco 49ers 24-21 before 59,931 fans in the Astrodome. The Oilers jumped out to a 14-0 lead, scoring the first two times they had the ball. On the game's opening possession, Houston drove 65 yards in 14 plays (7:28) with the touchdown coming on QB Warren Moon's one-yard sneak. On San Francisco's third play following the kickoff, QB Joe Montana's pass was intercepted by CB Richard Johnson at the 49ers' 30-yard line. On the very next play, Moon connected with WR Drew Hill for the TD. San Francisco trimmed their deficit to 14-7 on their initial second period possession, marching 52 yards as a 15-yard catch by WR Jerry Rice helped set up Rice's six-yard score. Early in the third quarter, the 49ers tied it when Montana hit WR John Taylor for a 78-yard TD pass play. However, the Oilers immediately came back to recapture the lead, moving 70 yards in 11 plays as WR Haywood Jeffires atoned for a TD drop earlier in the series by catching an 18-yard scoring pass. The key play of that series came when the Oilers converted a fourth-and-six situation from the 49er 37 with an eight-yard reception by WR Curtis Duncan. Houston then got the ball back when DE Sean Jones sacked Montana, forcing a fumble, and recovering it himself at the Niners 41. The Oilers advanced to San Francisco's 36 but failed on a fourth-and-five play. Montana completed a pair of passes to TE Brent

Jones for 32 and 22 yards before PK Mike Cofer made it 21-17 with a 23-yard field goal. Midway through the fourth quarter, Montana tossed a short pass to Taylor but Oiler CB Cris Dishman missed the tackle and Taylor scored the game-winning 46-yard TD.

San Francisco	0	7	7	10	—	24
Houston	14	0	7	0	—	21

Houston—Moon 1 run (Zendejas kick)

Houston—Hill 30 pass from Moon (Zendejas kick)

San Francisco—Rice 6 pass from Montana (Cofer kick)

San Francisco—Taylor 78 pass from Montana (Cofer kick)

Houston—Jeffires 18 pass from Moon (Zendejas kick)

San Francisco—Cofer 23 field goal

San Francisco—Taylor 46 pass from Montana (Cofer kick)

	S.F.	Hou.
First Downs	18	17
Rushes-Yards	25-83	20-86
Passing Yards	300	170
Total Yards	383	256
Had QB Sacked	2-18	3-21
Passes	28-20-1	33-18-0
Punts	4-40.3	6-49.2
Fumbles/Lost	3-1	3-1
Penalties/Yards	8-40	6-51

A—59,931

INDIVIDUAL LEADERS

RUSHING—San Francisco: Craig 9-37, D. Carter 6-22, Rathman 7-17
Houston: White 11-43, Moon 5-35, Pinkett 4-8

PASSING—San Francisco: Montana 28-20-1, 318 yards, 3 TDs
Houston: Moon 33-18-0, 191 yards, 2 TDs

RECEIVING—San Francisco: Rice 6-78, Taylor 4-132, Jones 4-65
Houston: Givins 4-31, Hill 3-52, Duncan 3-32, Jeffires 2-28

GAME #6 HOUSTON 48, CINCINNATI 17

HOUSTON, OCT. 14—The Houston Oilers defeated the Cincinnati Bengals 48-17 before 53,501 fans in the Astrodome. On Houston's first series, QB Warren Moon was intercepted by S Barney Bussey who returned the ball to the Oiler 40-yard line. QB Boomer Esiason's 21-yard pass to TE Jim Riggs was the long play before RB Craig Taylor scored the touchdown from two yards out. The Oilers came right back to tie it, moving 80 yards in ten plays with the TD coming on Moon's 33-yard pass to rookie WR Tony Jones. On their next series, Cincinnati went ahead 10-7 as Esiason's 19-yard completion to WR Mike Barber paved the way for PK Jim Breech's 29-yard field goal. Again Houston scored on the ensuing series, marching 80 yards in just six plays with the score coming on Moon's 33-yard toss to WR Drew Hill. The Oilers upped their advantage to 21-10 three plays later when CB Richard Johnson intercepted Esiason and returned it 30 yards for a touchdown. Following a Bengal punt, the Oilers moved 86 yards in only four plays as a 32-yard catch by WR Haywood Jeffires preceded WR Leonard Harris' 42-yard TD reception. With under two minutes left in the half, LB Al Smith sacked Esiason, forcing a fumble that was recovered by S Leander Knight. A sensational 30-yard catch-and-run by WR Ernest Givins helped set up PK Tony Zendejas' 22-yard FG that made it 31-10 at half-time. On the second play of the third quarter, Esiason was picked off by CB Cris Dishman at the Oiler 47. A 23-yard Moon to Hill connection came one play before Moon hit a wide-open Givins for an 11-yard score. The Bengals shaved their deficit to 38-17 on their next possession as a 26-yard pass interference penalty helped lead to Esiason's five-yard TD toss to TE Rodney Holman. The Oilers then embarked on a 12-play, 85-yard drive that featured a pair of 24-yard completions to Givins and Hill before Jeffires eventually caught a three-yard TD pass. Houston's final score (Zendejas' 23-yard FG) was set up by S Terry Kinard's interception and a 15-yard run by RB Allen Pinkett.

Cincinnati	7	3	7	0	—	17
Houston	7	24	7	10	—	48

Cincinnati—Taylor 2 run (Breech kick)
Houston—T. Jones 33 pass from Moon (Zendejas kick)

Cincinnati—Breech 29 field goal
Houston—Hill 33 pass from Moon (Zendejas kick)

Houston—R. Johnson 30 int. ret. (Zendejas kick)

Houston—Harris 42 pass from Moon (Zendejas kick)

Houston—Zendejas 22 field goal
Houston—Givins 11 pass from Moon (Zendejas kick)

Cincinnati—Holman 5 pass from

Esiason (Breech kick)

Houston—Jeffires 3 pass from Moon (Zendejas kick)

Houston—Zendejas 23 field goal

	Cin.	Hou.
First Downs	17	27
Rushes-Yards	31-116	21-113
Passing Yards	135	401
Total Yards	251	514
Had QB Sacked	2-11	0-0
Passes	24-13-3	40-24-1
Punts	2-38.0	0
Fumbles/Lost	2-1	1-1
Penalties/Yards	10-65	9-76

A—53,501

INDIVIDUAL LEADERS

RUSHING—Cincinnati: Taylor 10-48, Green 11-43, Brooks 7-20

Houston: V. Jones 5-36, White 6-32, Pinkett 6-23, Moon 3-19

PASSING—Cincinnati: Esiason 21-12-3, 130 yards, 1 TD; Wilhelm 3-1-0, 16 yards, 0 TD

Houston: Moon 33-21-1, 369 yards, 5 TDs; Carlson 7-3-0, 32 yards, 0 TD

RECEIVING—Cincinnati: Barber 3-59, Holman 3-27, Smith 2-15, Brooks 2-2

Houston: Givins 6-101, Jeffires 6-74, Hill 4-86, Duncan 3-36, Harris 2-55, T. Jones 2-45

GAME #7 HOUSTON 23, NEW ORLEANS 10

HOUSTON, OCT. 21—The Houston Oilers defeated the New Orleans Saints 23-10 before 57,908 fans in the Astrodome. On the game's first series, the Oilers drove 79 yards to the New Orleans one-yard line before RB Lorenzo White fumbled. The Saints then drove 97 yards and had a first down at the Houston two before the Oiler defense stiffened and forced New Orleans to settle for a 20-yard Morten Andersen field goal. Long plays in the Saints' drive included QB Steve Walsh completions to TE Hoby Brenner (25, 21 yds.) and to WR Floyd Turner (22 yds.). Early in the second quarter, the Saints drove to the Oiler 25, but Andersen's FG attempt was blocked by Houston DE Sean Jones. The Oilers then marched 77 yards in 13 plays as QB Warren Moon's 19-yard completion to WR Drew Hill was the long play that preceded White's six-yard scoring catch. With less than 30 seconds remaining in the half, Oiler LB Johnny Meads intercepted Walsh and returned the ball to the Saints' 26. As time expired in the half, PK Tony Zendejas booted a 43-yard field goal to give Houston a 10-3 lead. On their initial third quarter possession, the Oilers went 60 yards with the TD coming on White's one-yard run. The series was aided by a Saints' personal foul penalty plus a 32-yard pass interference infraction. On New Orleans' ensuing series, Meads forced a Gill Fenerty fumble which was recovered by LB John Grimsley at the New Orleans 28. Three plays later, the Oilers extended their lead to 20-3 with Zendejas' 45-yard three-pointer. The Saints made it 20-10 when Walsh threw a 31-yard TD pass to Brenner to culminate an 83-yard drive. The Oilers came right back to close out the scoring thanks to Zendejas' third field goal of the game (33 yds.).

New Orleans	3	0	0	7	—	10
Houston	0	10	10	3	—	23

New Orleans—Andersen 20 field goal

Houston—White 6 pass from Moon
(Zendejas kick)

Houston—Zendejas 43 field goal

Houston—White 1 run (Zendejas kick)

Houston—Zendejas 45 field goal

New Orleans—Brenner 31 pass from
Walsh (Andersen kick)

Houston—Zendejas 33 field goal

	N.O.	Hou.
First Downs	19	21
Rushes-Yards	16-61	28-103
Passing Yards	259	202
Total Yards	320	305
Had QB Sacked	4-33	0-0
Passes	39-22-1	37-23-0
Punts	2-39.5	2-51.0
Fumbles/Lost	4-2	2-2
Penalties/Yards	7-72	7-53

A—57,908

INDIVIDUAL LEADERS

RUSHING—New Orleans: Hilliard 10-48, Fenerty 3-8

Houston: White 12-48, Pinkett 10-33, Moon 6-22

PASSING—New Orleans: Walsh 39-22-1, 292 yards, 1 TD

Houston: Moon 37-23-0, 202 yards, 1 TD

RECEIVING—New Orleans: Perriman 7-72, Hilliard 4-47, Brenner 3-77, E. Martin 3-46

Houston: Duncan 6-44, Hill 2-34, Jeffires 2-23, T. Jones 2-23

GAME #8 N.Y. JETS 17, HOUSTON 12

HOUSTON, OCT. 28—The Houston Oilers were defeated by the New York Jets 17-12 before 56,337 fans in the Astrodome. On the game's opening series, the Oilers moved 52 yards before their drive stalled, forcing PK Teddy Garcia's 42-yard field goal. Garcia also missed a 40-yarder on the next-to-last play of the first quarter. Early in the second period, QB Ken O'Brien connected with WR Al Toon for a 42-yard touchdown on a third-and-one play. The Oilers came right back, marching to the New York one-yard line before a Warren Moon to RB Lorenzo White pitch went awry and was recovered by the Jets. Houston got the ball back at its own 20 with 57 seconds left in the half. Moon's 19-yard completion to WR Haywood Jeffires was the long play before Garcia closed the Oiler deficit to 7-6 with a 49-yard FG with one second remaining. On Houston's initial second half

series, the club moved 92 yards in 12 plays with the TD that put the Oilers ahead 12-7 coming on Moon's nine-yard pass to Jeffires (PAT failed). Contributing to that score were Moon passes to WRs Curtis Duncan (24 yds.) and Drew Hill (31 yds.). Early in the final quarter, Oiler S Terry Kinard intercepted an O'Brien pass which gave Houston the ball at its own four-yard line. On the next play, Jet rookie DE Darrell Davis sacked Moon in the end zone, forcing a fumble that Davis himself recovered for the touchdown. On the Oilers' next possession, Garcia missed a 52-yard FG attempt. Taking over with 6:45 left in the game, the Jets held onto the ball, thanks to a clutch third-and-14 28-yard O'Brien to Toon completion. That paved the way for PK Pat Leahy's 32-yard FG that put the Jets ahead 17-12. The Oilers got the ball with 44 seconds remaining and managed to advance to the New York 27 before Moon's final desperation pass to Jeffires was incomplete.

N.Y. Jets	0	7	0	10	—	17
Houston	3	3	6	0	—	12

Houston—Garcia 42 field goal
N.Y. Jets—Toon 42 pass from O'Brien (Leahy kick)
Houston—Garcia 49 field goal
Houston—Jeffires 9 pass from Moon (PAT failed)
N.Y. Jets—Davis fumble recovery in end zone (Leahy kick)
N.Y. Jets—Leahy 32 field goal

	N.Y.	Hou.
First Downs	13	28
Rushes-Yards	21-87	20-82
Passing Yards	142	343
Total Yards	229	425
Had QB Sacked	0-0	5-38
Passes	23-11-1	43-30-0
Punts	4-40.5	1-39.0
Fumbles/Lost	0-0	2-2
Penalties/Yards	5-25	7-43

A—56,337

INDIVIDUAL LEADERS

RUSHING—N.Y. Jets: Thomas 9-36, Baxter 5-29, Hector 5-15

Houston: White 13-45, Moon 5-29, Pinkett 2-8

PASSING—N.Y. Jets: O'Brien 23-11-1, 142 yards, 1 TD

Houston: Moon 43-30-0, 381 yards, 1 TD

RECEIVING—N.Y. Jets: Toon 7-119, Burkett 1-6, Boyer 1-5

Houston: Jeffires 8-89, Duncan 7-99, Hill 5-77, Givins 5-56, White 4-35

GAME #9 L.A. RAMS 17, HOUSTON 13

ANAHEIM, NOV. 4—The Houston Oilers were defeated by the Los Angeles Rams 17-13 before 52,628 fans at Anaheim Stadium. On the game's opening series, the Oilers marched 66 yards with the touchdown coming on QB Warren Moon's 40-yard pass to WR Drew Hill. The Rams then advanced to the Houston two-yard line before settling for a 19-yard Mike Lansford field goal. The Oilers scored again on their second series, taking a 10-3 lead on PK Teddy Garcia's 22-yard FG. Moon's 47-yard completion to WR Tony Jones had helped the Oilers get a first down at the Ram five, but WR Leonard Harris' drop on an apparent TD made Houston take three points. Early in the second quarter, the Rams completed an 81-yard drive that made it 10-10 with RB Cleveland Gary scoring the touchdown from one yard out. An illegal contact penalty on a third down play on Houston CB Richard Johnson aided the L.A. drive. Following an Oiler punt, the Rams again put together a lengthy drive, moving 80 yards as QB Jim Everett hit TE Damone Johnson on a two-yard TD pass that gave Los Angeles a 17-10 halftime advantage. Everett passes to WR Henry Ellard (21 yds.) and H-Back Pete Holohan (28 yds.) paved the way for the score. The Oilers had a chance to tie just before the half but a Moon pass was picked off at the L.A. two by CB Darryl Henley. Early in the final period, the Oilers shaved their deficit to 17-13 thanks to Garcia's 31-yard three-pointer. Houston had earned a first down at the Rams' 15 before being unable to get closer. Following a blocked punt by Houston's Bubba McDowell, the Oilers moved to L.A.'s ten-yard line before a holding penalty and an interception by the Rams' Bobby Humphery in the end zone ended the series. The Oilers got the ball back at their own 39 for one more shot at a victory. Houston had a first down at the Rams' seven, but was unable to score on their next four chances.

Houston	10	0	0	3	—	13
L.A. Rams	3	14	0	0	—	17

Houston—Hill 40 pass from Moon (Garcia kick)
L.A. Rams—Lansford 19 field goal
Houston—Garcia 22 field goal
L.A. Rams—Gary 1 run (Lansford kick)
L.A. Rams—Johnson 2 pass from Everett (Lansford kick)
Houston—Garcia 31 field goal

	Hou.	L.A.
First Downs	20	23
Rushes-Yards	12-33	31-118
Passing Yards	333	198
Total Yards	366	316
Had QB Sacked	1-10	3-17
Passes	43-26-2	27-19-1
Punts	2-39.0	3-24.0
Fumbles/Lost	2-0	1-0
Penalties/Yards	6-61	6-36

A—52,628

INDIVIDUAL LEADERS

RUSHING—Houston: White 9-29, Moon 2-2

L.A. Rams: Gary 21-87, McGee 7-34

PASSING—Houston: Moon 43-26-2, 343 yards, 1 TD

L.A. Rams: Everett 27-19-1, 215 yards, 1 TD

RECEIVING—Houston: Givins 6-91, Duncan 6-66, Hill 4-73, White 3-14, T. Jones 2-48

L.A. Rams: Ellard 7-97, Holohan 3-59, Gary 3-15, Anderson 2-21

GAME #10 HOUSTON 35, CLEVELAND 23

CLEVELAND, NOV. 18—The Houston Oilers defeated the Cleveland Browns 35-23 before 76,726 fans at Cleveland Stadium. On the game's opening kickoff, the Oilers' Bernard Ford fumbled to give Cleveland possession at the Houston 25-yard line. Two plays later, Browns' QB Bernie Kosar connected with TE Ozzie Newsome on a 13-yard touchdown pass (PAT failed). However, the Oilers immediately came back to take a 7-6 lead, moving 81 yards in ten plays with the TD coming on a three-yard pass from QB Warren Moon to RB Lorenzo White. A pair of Moon completions to WR Curtis Duncan (33, 17 yds.) aided the drive. Early in the second quarter, Cleveland S Stephen Braggs sacked Moon and forced a fumble that was recovered by Chris Pike at the Browns' 43. Kosar's third-and-ten 28-yard completion to WR Brian Brennan helped set up FB Derrick Gainer's one-yard score that put Cleveland ahead 13-7. Late in the half, the Oilers launched an 88-yard drive that culminated with Moon's 46-yard TD pass to WR Haywood Jeffires. That series was kept alive by a Cleveland defensive holding on third-and-18 plus Moon's 14-yard scramble on third-and-11. Midway through the third period, Cleveland assumed a 16-14 lead on PK Jerry Kauric's 22-yard field goal that was set up by Kosar completions to WR Webster Slaughter for 50 yards and to FB Kevin Mack for 25. On the first play of the final quarter, Houston's Gerald McNeil returned a punt 26 yards to the Oiler 48. Four plays later, Moon tossed a 37-yard touchdown pass to Duncan to give Houston a 21-16 advantage. On the Oilers' next possession, they faced a third-and-17 situation but Moon and RB Allen Pinkett combined on a 38-yard screen play. That preceded Moon's 23-yard touchdown throw to WR Tony Jones that gave Houston a 28-16 lead. One play later, Oiler S Bubba McDowell intercepted a Kosar pass to give his team the ball at the Browns' 26. Pinkett's 15-yard run helped to pave the way for Moon's fifth TD pass of the game, a seven-yarder to WR Ernest Givins. Cleveland closed out the scoring with a drive that featured four Kosar to WR Reggie Langhorne completions, the last one being a four-yard TD.

Houston	7	7	0	21	—	35
Cleveland	6	7	3	7	—	23

Cleveland—Langhorne 4 pass from Kosar (Kauric kick)

Cleveland—Newsome 13 pass from Kosar (PAT failed)

Houston—White 3 pass from Moon (Garcia kick)

Cleveland—Gainer 1 run (Kauric kick)

Houston—Jeffires 46 pass from Moon (Garcia kick)

Cleveland—Kauric 22 field goal

Houston—Duncan 37 pass from Moon (Garcia kick)

Houston—Jones 23 pass from Moon (Garcia kick)

Houston—Givins 7 pass from Moon (Garcia kick)

	Hou.	Cle.
First Downs	21	21
Rushes-Yards	19-94	22-98
Passing Yards	284	263
Total Yards	378	361
Had QB Sacked	5-38	3-16
Passes	32-24-0	35-25-2
Punts	3-48.7	2-39.0
Fumbles/Lost	4-2	3-2
Penalties/Yards	9-43	7-40

A—76,726

INDIVIDUAL LEADERS

RUSHING—Houston: Pinkett 8-45, White 8-35, Moon 2-15

Cleveland: Mack 14-73, Metcalf 5-21

PASSING—Houston: Moon 32-24-0, 322 yards, 5 TDs

Cleveland: Kosar 35-25-2, 279 yards, 2 TDs

RECEIVING—Houston: Duncan 7-130, Givins 5-41, Pinkett 4-46, Hill 3-20, Jeffires 2-51

Cleveland: Slaughter 6-104, Mack 6-58, Metcalf 6-33, Langhorne 4-32

GAME #11 HOUSTON 27, BUFFALO 24

HOUSTON, NOV. 26—The Houston Oilers defeated the Buffalo Bills 27-24 before a standing-room-only crowd of 60,130 fans in the Astrodome. On the game's opening series, Houston moved 74 yards in five plays and scored a touchdown on QB Warren Moon's 37-yard pass to WR Haywood Jeffires. Moon's 22-yard toss to RB Lorenzo White was the long play in the drive. However, the Bills came right back to make it 7-7, marching 75 yards in 15 plays with their score coming on QB Jim Kelly's one-yard flick to TE Pete Metzelaars. Late in the opening quarter, the Oilers embarked on a 60-yard drive that featured White's 22-yard run and a 20-yard reception by WR Ernest Givins, and culminated in PK Teddy Garcia's 25-yard field goal. Midway through the second period, a Kelly pass was intercepted by S Terry Kinard. The Oilers then moved 49 yards before going ahead 13-7 on Garcia's 36-yard FG (long play—White's 16-yd. run). Buffalo got the ball back with 3:07 left in the half and drove 65 yards for the go-ahead TD which came on Kelly's 12-yard pass to TE Keith McKeller. On the initial second half series, the Bills advanced to the Oiler 17-yard line before their drive stalled and PK Scott Norwood kicked a 43-yard FG to put his team ahead 17-13. The Oilers' next series produced a 79-yard march that ended up with White's one-yard TD that gave Houston a 20-17 lead. Moon's 43-yard hook-up with WR Drew Hill was the key play in the series. Early in the final period, the Oilers embarked on an 88-yard drive that included a 16-yard run and 28-yard reception by White, plus a 21-yard catch by Givins. The touchdown that put the Oilers ahead 27-17 came on a third down three-yard Moon to WR Leonard Harris completion. The Bills closed out the game's scoring on their next possession, moving 76 yards with Kelly's 39-yard pass to RB Don Smith being the long play before RB Thurman Thomas scored from two yards out. The Oilers got the ball back with 3:29 left and were able to come up with two first downs to run out the clock.

Buffalo	7	7	3	7	—	24
Houston	7	6	7	7	—	27

Houston—Jeffires 37 pass from Moon (Garcia kick)

Buffalo—Metzelaars 1 pass from Kelly (Norwood kick)

Houston—Garcia 25 field goal

Houston—Garcia 36 field goal

Buffalo—McKeller 12 pass from Kelly (Norwood kick)

Buffalo—Norwood 43 field goal

Houston—White 1 run (Garcia kick)

Houston—Harris 3 pass from Moon (Garcia kick)

Buffalo—Thomas 1 run (Norwood kick)

	Buff.	Hou.
First Downs	24	21
Rushes-Yards	24-79	28-128
Passing Yards	210	283
Total Yards	289	411
Had QB Sacked	2-14	3-17
Passes	34-23-1	22-16-0
Punts	2-34.5	0
Fumbles/Lost	0-0	1-1
Penalties/Yards	3-15	9-66

A—60,130

INDIVIDUAL LEADERS

RUSHING—Buffalo: Thomas 15-54, D. Smith 3-11

Houston: White 18-125, Moon 7-4

PASSING—Buffalo: Kelly 34-23-1, 224 yards, 2 TDs

Houston: Moon 22-16-0, 300 yards, 2 TDs

RECEIVING—Buffalo: Reed 6-54, D. Smith 4-71, Thomas 4-32, Lofton 3-35

Houston: Hill 6-102, White 5-89, Givins 3-69, Jeffires 1-37

GAME #12 SEATTLE 13, HOUSTON 10 (OT)

SEATTLE, DEC. 2—The Houston Oilers were defeated by the Seattle Seahawks 13-10 in overtime before 57,592 fans in the Kingdome. After a scoreless first quarter, the Oilers began the second period with a 13-play drive that included a 20-yard QB Warren Moon to WR Ernest Givins completion before PK Teddy Garcia kicked a 29-yard field goal. However, the Seahawks came right back with a 16-play, 79-yard march that consumed 6:59 and culminated with RB Chris Warren's one-yard TD run that put Seattle ahead 7-3 at halftime. Late in the third quarter, Moon fumbled at his own 19-yard line (recovered by DT Cortez Kennedy) and that helped lead to PK Norm Johnson's 39-yard FG that increased the Seahawk lead to 10-3. Houston tied the game at 10-10 early in the fourth period on Moon's two-yard scoring pass to Givins. That score was set up by Moon's 15-yard scramble and WR Drew Hill's 12-yard catch. With just over three minutes left in the game, the Oilers advanced to the Seahawk seven, but a Moon pass went off the hands of RB Allen Pinkett and was intercepted by CB James Jefferson. The Oilers got the ball back with 69 seconds remaining in regulation and moved to the Seattle 25, but time expired before Houston

could attempt a potential winning field goal. The Seahawks got the ball first in overtime, but Houston's defense forced a punt. However, on the Oilers' first play, WR Bernard Ford fumbled (forced by DE Tony Woods, recovered by LB David Wyman) and the Seahawks took over on the Houston 27. Two plays later, Johnson kicked the winning 42-yard FG.

Houston	0	3	0	7	0	10
Seattle	0	7	3	0	3	13

Houston—Garcia 29 field goal
Seattle—Warren 1 run (Johnson kick)
Seattle—Johnson 39 field goal
Houston—Givins 2 pass from Moon (Garcia kick)
Seattle—Johnson 42 field goal

	Hou.	Sea.
First Downs	19	20
Rushes-Yards	16-56	39-123
Passing Yards	220	158
Total Yards	276	281
Had QB Sacked	2-12	2-10
Passes	38-24-1	27-16-1
Punts	2-38.5	5-37.4
Fumbles/Lost	4-2	0-0
Penalties/Yards	7-36	7-64

A—57,592

INDIVIDUAL LEADERS

RUSHING—Houston: Pinkett 8-25, White 6-16, Moon 2-15

Seattle: Williams 17-53, Fenner 14-51, Krieg 2-11

PASSING—Houston: Moon 38-24-1, 232 yards, 1 TD

Seattle: Krieg 27-16-1, 168 yards, 0 TD

RECEIVING—Houston: Hill 5-58, Jeffires 5-51, Givins 5-43, T. Jones 3-29, Duncan 3-29

Seattle: Blades 3-37, Williams 3-27, Skansi 3-25, McNeal 2-39

GAME #13 HOUSTON 58, CLEVELAND 14

HOUSTON, DEC. 9—The Houston Oilers defeated the Cleveland Browns 58-14 before 54,469 fans in the Astrodome. Against Cleveland, Houston scored the first seven times it had the football. The Browns moved to the Oiler 17-yard line on the game's opening series, but Houston S Terry Kinard intercepted QB Bernie Kosar and returned the ball 47 yards to the Cleveland 43 before RB Lorenzo White scored on a ten-yard run. After Houston's Dee Thomas tipped a Bryan Wagner punt, the Oilers took over at midfield. WR Drew Hill's 24-yard reception helped set up White's one-yard TD run. On the fourth play of the second quarter, Houston extended its lead to 21-0 as LB Johnny Meads stripped FB Kevin Mack of the ball with Kinard returning the fumble 72 yards for a touchdown. On the ensuing series, Kosar fumbled the snap and Oiler LB John Grimsley recovered at the Cleveland 32. Three plays later, Moon connected with WR Ernest Givins for a six-yard TD that made it 28-0. On the Oilers' kickoff, Cleveland's Eric Metcalf ran it back 101 yards for a TD. Following Gerald McNeil's 32-yard kickoff return, a Brown personal foul helped get the Oilers into position for PK Teddy Garcia's 45-yard field goal that put Houston up 31-7. The Oilers then scored twice in the half's final 3:33. First taking over on their own 47, Givins gained 21 on a reverse before White scored on a seven-yard run. Following a Cleveland punt, Houston got the ball back with 1:13 remaining as a 24-yard Moon to WR Bernard Ford connection was the long play before Moon hit WR Leonard Harris for a 17-yard score and a 45-7 halftime lead. The Oilers began the second half with an 11-play, 70-yard drive that featured Hill's 21-yard snag before White notched his fourth TD of the game on a five-yard rush. On Houston's next series, RB Victor Jones fumbled and DB Stephen Braggs recovered, returning the ball 16 yards to the Oiler 35. Three plays later, Kosar and Metcalf hooked up on a 31-yard scoring play that shaved the Browns' deficit to 52-14. Early in the final period, CB Richard Johnson picked off a Kosar pass and returned it 35 yards. Houston back-up QB Cody Carlson then completed six of six passes on a 71-yard march that culminated with his nine-yard TD pass to rookie WR Tony Jones (PAT failed).

Cleveland	0	7	7	0	—	14
Houston	14	31	7	6	—	58

Houston—T. Jones 9 pass from Carlson (PAT failed)

Houston—White 10 run (Garcia kick)

Houston—White 1 run (Garcia kick)

Houston—Kinard 72 fum. ret. (Garcia kick)

Houston—Givins 6 pass from Moon (Garcia kick)

Cleveland—Metcalf 101 kickoff ret. (Kauric kick)

Houston—Garcia 45 field goal

Houston—White 7 run (Garcia kick)

Houston—Harris 17 pass from Moon (Garcia kick)

Houston—White 5 run (Garcia kick)

Cleveland—Metcalf 31 pass from Kosar (Kauric kick)

	Cle.	Hou.
First Downs	12	34
Rushes-Yards	15-57	34-206
Passing Yards	138	271
Total Yards	195	477
Had QB Sacked	4-28	2-11
Passes	26-13-2	38-28-0
Punts	5-40.4	1-37.0
Fumbles/Lost	2-2	2-1
Penalties/Yards	11-76	12-98

A—54,469

INDIVIDUAL LEADERS

RUSHING—Cleveland: Mack 8-35, Metcalf 4-15

Houston: White 18-116, V. Jones 9-39, Carlson 4-26

PASSING—Cleveland: Kosar 26-13-2, 166 yards, 1 TD

Houston: Moon 25-17-0, 190 yards, 2 TDs; Carlson 13-11-0, 92 yards, 1 TD

RECEIVING—Cleveland: Galbraith 3-60, Metcalf 3-36, Langhorne 2-25, Slaughter 2-15

Houston: Hill 5-61, T. Jones 5-42, Jeffires 4-46, Duncan 4-32, Ford 3-44

GAME #14 HOUSTON 27, KANSAS CITY 10

KANSAS CITY, DEC. 16—The Houston Oilers defeated the Kansas City Chiefs 27-10 before 61,756 fans at Arrowhead Stadium. QB Warren Moon threw for 527 yards, the second highest total in NFL history. On the Oilers' first possession, they marched 85 yards in just six plays. Moon completed two passes to WR Haywood Jeffires (16, 34 yds.) before connecting with rookie WR Tony Jones for a 24-yard touchdown. Early in the second quarter, an Oiler series included a 24-yard Moon to WR Curtis Duncan completion before PK Teddy Garcia extended Houston's lead to 10-0 with a 32-yard field goal. With just 26 seconds left in the first half, K.C. QB Steve DeBerg hooked up with WR J.J. Birden for a 62-yard TD pass that shaved the Chiefs' deficit to 10-7. Houston's Garcia missed a 39-yard FG attempt on his team's opening second half possession. However, the Oilers scored the next time they got the ball as Jeffires caught a pass from Moon, then outraced the Chief secondary for an 87-yard scoring play. Kansas City came right back to make it 17-10 as PK Nick Lowery booted a 35-yard FG on a drive that was aided by two penalties against Houston (pass interference, holding). One play after the ensuing kickoff, Moon and WR Drew Hill combined on a 57-yard pass play that set up Garcia's 26-yard three-pointer that made it 20-10. Midway through the fourth quarter, the Oilers closed out the scoring as Moon tossed a two-yard TD pass to Jones. Long plays in the 73-yard drive included Moon completions to Jeffires (20 yds.) and WR Ernest Givins (34 yds.).

Houston	7	3	7	10	—	27
Kansas City	0	7	3	0	—	10

Houston—T. Jones 24 pass from Moon (Garcia kick)

Houston—Garcia 32 field goal

Kansas City—Birden 62 pass from DeBerg (Lowery kick)

Houston—Jeffires 87 pass from Moon (Garcia kick)

Kansas City—Lowery 35 field goal

Houston—Garcia 26 field goal

Houston—T. Jones 2 pass from Moon (Garcia kick)

	Hou.	K.C.
First Downs	22	17
Rushes-Yards	16-64	21-101
Passing Yards	499	249
Total Yards	563	350
Had QB Sacked	4-28	1-6
Passes	45-27-0	34-17-2
Punts	3-47.3	6-39.9
Fumbles/Lost	1-1	2-0
Penalties/Yards	12-86	6-45

A—61,756

INDIVIDUAL LEADERS

RUSHING—Houston: White 8-32, Pinkett 5-24

Kansas City: Word 19-88, Saxon 1-8

PASSING—Houston: Moon 45-27-0, 527 yards, 3 TDs

Kansas City: DeBerg 30-15-1, 241 yards, 1 TD; Pelluer 4-2-1, 14 yards, 0 TDs

RECEIVING—Houston: Jeffires 9-245, White 6-58, T. Jones 4-61, Hill 3-77, Givins 2-42

Kansas City: Thomas 5-63, Paige 5-61, Birden 2-86, Harry 2-29

GAME #15 CINCINNATI 40, HOUSTON 20

CINCINNATI, DEC. 23—The Houston Oilers were defeated by the Cincinnati Bengals 40-20 before 60,044 fans at Riverfront Stadium. After a scoreless first quarter, the Oilers got a 29-yard field goal by PK Teddy Garcia on the first play of the second period to cap a 49-yard drive. Following a short Cincinnati punt, the Oilers assumed possession on the Bengal 39-yard line. Three plays later, Houston extended its lead to 10-0 as QB Warren Moon threw a 21-yard touchdown pass to WR Haywood Jeffires. Due to two post-TD penalties on the Oilers, they kicked off from the 15 and the Bengals began their ensuing series from the Houston 46. On the first play of the drive, Cincinnati RB James Brooks ran 45 yards before RB Ickey Woods scored from the one to make it 10-6 (PAT blocked by DE Sean Jones). On the Oilers' next series, they drove to the Bengal four, thanks to a 34-yard Moon to WR Tony Jones completion. However, a sack and a penalty backed them up to the 19 before Garcia booted a 36-yard FG

for a 13-6 Houston lead. Following the kickoff, Cincinnati QB Boomer Esiason completed a 21-yard pass to WR Mike Barber before Brooks scored on a 56-yard run to tie the game 13-13 at halftime. Houston's Gerald McNeil returned the second half KO 64 yards to the Cincinnati 36. Two receptions by WR Curtis Duncan (10, 17 yds.) helped paved the way for Moon's one-yard sneak for the TD. Midway through the third quarter, the Bengals made it 20-20 as Brooks' 40-yard dash set up RB Stanford Jennings' one-yard TD run. The next time Cincinnati got the ball, Esiason completed a key third-and-12 pass to Barber for 19 yards along with a 28-yarder to TE Rodney Holman before Woods scored from a yard away. Garcia missed a 42-yard FG attempt five plays into the final quarter and then McNeil fumbled the Bengals' ensuing punt with LB Ed Brady recovering at the Oiler 20. One play later, Esiason hit TE Eric Kattus for a 16-yard TD that upped the Bengal lead to 34-20. When the Oilers failed to convert a fourth-and-10 from their own 20 on their next series, Cincinnati scored on a 22-yard Esiason to Kattus pass to close out the scoring (PAT again blocked by Jones). With less than two minutes left in the game, Moon suffered a dislocated thumb when he hit his hand on Bengal LB James Francis' helmet.

Houston	0	13	7	0	—	20
Cincinnati	0	13	14	13	—	40

Houston—Garcia 29 field goal

Houston—Jeffires 21 pass from Moon (Garcia kick)

Cincinnati—Woods 1 run (PAT failed)

Houston—Garcia 36 field goal

Cincinnati—Brooks 56 run (Breech kick)

Houston—Moon 1 run (Garcia kick)

Cincinnati—Jennings 1 run (Breech kick)

Cincinnati—Woods 1 run (Breech kick)

Cincinnati—Kattus 16 pass from Esiason (Breech kick)

Cincinnati—Kattus 22 pass from Esiason (PAT failed)

	Hou.	Cin.
First Downs	19	18
Rushes-Yards	11-22	35-222
Passing Yards	282	165
Total Yards	304	387
Had QB Sacked	2-18	2-19
Passes	54-26-2	21-11-0
Punts	3-46.0	6-36.6
Fumbles/Lost	4-2	0-0
Penalties/Yards	7-64	11-121

A—60,044

INDIVIDUAL LEADERS

RUSHING—Houston: White 7-11, Pinkett 3-10

Cincinnati: Brooks 20-201, Esiason 3-14

PASSING—Houston: Moon 48-25-1, 288 yards, 1 TD; Carlson 6-1-1, 12 yards, 0 TDs

Cincinnati: Esiason 21-11-0, 184 yards, 2 TDs

RECEIVING—Houston: Jeffires 7-78, Hill 6-60, Givins 5-71, Duncan 3-40, T. Jones 2-40

Cincinnati: Holman 3-62, Barber 2-40, Kattus 2-38, Brown 3-29

GAME #16 HOUSTON 34, PITTSBURGH 14

HOUSTON, DEC. 30—The Houston Oilers defeated the Pittsburgh Steelers 34-14 before 56,906 fans in the Astrodome. The victory gave the Oilers a 9-7 record and a share of first place in the AFC's Central Division (with Steelers, Bengals). On the game's opening series, the Oilers drove to the Pittsburgh 33-yard line, but PK Teddy Garcia misfired on a 50-yard field goal attempt. On the Steelers' first play, Houston LB Lamar Lathon forced a Tim Worley fumble (recovered by LB John Grimsley) and the Oilers took over on the Pittsburgh 36. Houston scored in nine plays with the touchdown coming on Lorenzo White's one-yard run. That marked the first of five scores on five Houston possessions. The next time they had the ball, the Oilers drove 80 yards in eight plays as WR Ernest Givins keyed the march with a 31-yard reverse, a 16-yard catch, plus the 14-yard TD reception that gave Houston a 14-0 lead. Following a Steeler punt, the Oilers moved 68 yards as a pair of WR Tony Jones' catches (23 yds.) helped set up QB Cody Carlson's three-yard scoring pass to WR Drew Hill. With 66 seconds left in the first half, the Oilers assumed possession following a missed Steeler FG attempt. A 15-yard snag by WR Haywood Jeffires was the long play before Garcia booted a 47-yard field goal with ten seconds remaining to give Houston a 24-0 advantage. Pittsburgh opened the second half with a 76-yard drive that featured QB Bobby Brister's 43-yard hook-up with WR Derek Hill and culminated with RB Merrill Hoge's four-yard TD run. Houston immediately extended its lead to 31-7 as Carlson tossed a 53-yard scoring bomb to Jeffires. Early in the final quarter, a Carlson pass was intercepted by CB Rod Woodson who returned it 34 yards to the Oiler 11-yard line. Two plays later, Hoge scored on a two-yard run. The Oilers came right back to close out the scoring as RB Allen Pinkett carried the ball nine straight times (38 yds.) before Garcia kicked a 45-yard field goal.

Pittsburgh	0	0	7	7	—	14
Houston	7	17	7	3	—	34

Houston—White 1 run (Garcia kick)

Houston—Givins 14 pass from Carlson (Garcia kick)

Houston—Hill 3 pass from Carlson (Garcia kick)

Houston—Garcia 47 field goal

Pittsburgh—Hoge 4 run (Anderson kick)

Houston—Jeffires 53 pass from Carlson (Garcia kick)

Pittsburgh—Hoge 2 run (Anderson kick)

Houston—Garcia 45 field goal

	Pitt.	Hou.
First Downs	17	28
Rushes-Yards	19-79	33-195
Passing Yards	220	232
Total Yards	299	427
Had QB Sacked	2-20	3-15
Passes	26-15-1	29-22-1
Punts	3-44.0	1-42.0
Fumbles/Lost	2-1	0-0
Penalties/Yards	6-36	6-40

A—56,906

INDIVIDUAL LEADERS

RUSHING—Pittsburgh: Hoge 9-37, W. Williams 5-23


Houston: White 18-90, Givins 2-44, Pinkett 10-34, Carlson 3-27

PASSING—Pittsburgh: Brister 26-15-1, 240 yards, 0 TDs

Houston: Carlson 29-22-1, 247 yards, 3 TDs

RECEIVING—Pittsburgh: Green 7-105, Hill 3-74, Lipps 3-34

Houston: Jeffires 5-89, T. Jones 4-34, Hill 4-24, Givins 3-36, Duncan 3-34



PLAYOFF SUMMARIES

AFL CHAMPIONSHIP GAME - 1960 HOUSTON 24, LOS ANGELES CHARGERS 16

Jeppesen Stadium, Houston—January 1, 1961

Los Angeles	6	3	7	0	—	16
Houston	0	10	7	7	—	24

Los Angeles—Agajanian 38 field goal
Los Angeles—Agajanian 22 field goal
Houston—Smith 17 pass from Blanda (Blanda kick)
Houston—Blanda 18 field goal
Los Angeles—Agajanian 27 field goal
Houston—Groman 7 pass from Blanda (Blanda kick)
Los Angeles—Lowe 2 run (Agajanian kick)
Houston—Cannon 88 pass from Blanda (Blanda kick)

	L.A.	Hou.
First Downs	21	17
Rushes-Yards	33-162	40-100
Passing Yards	171	301
Total Yards	333	401
Passes	41-21-2	32-16-0
Punts	4-41.0	5-34.0
Fumbles/Lost	2-0	0-0
Penalties/Yards	3-15	4-54

A—32,183

INDIVIDUAL LEADERS

RUSHING—L.A.: Lowe 21-165, Ferguson 4-11, Kemp 6-(9), Ford 2-(5)
 Houston: Cannon 18-50, Smith 19-45, Hall 3-5

PASSING—L.A.: Kemp 41-21-2, 171 yards, 0 TD
 Houston: Blanda 31-16-0, 301 yards, 3 TDs; Cannon 1-0-0, 0 yards, 0 TD

RECEIVING—L.A.: Norton 6-55, Womble 6-29, Kocourek 3-57, Lowe 3-5
 Houston: Smith 5-52, Hennigan 4-71, Cannon 3-128, Groman 3-37

AFL CHAMPIONSHIP GAME - 1961 HOUSTON 10, SAN DIEGO CHARGERS 3

Balboa Stadium, San Diego—December 24, 1961

Houston	0	3	7	0	—	10
San Diego	0	0	0	3	—	3

Houston—Blanda 46 field goal
Houston—Cannon 35 pass from Blanda (Blanda kick)
San Diego—Blair 12 field goal

	Hou.	S.D.
First Downs	18	15
Rushes-Yards	33-96	19-92
Passing Yards	160	177
Total Yards	256	269
Had QB Sacked	0-0	6-49
Passes	41-18-4	32-17-6
Punts	4-41.5	6-33.3
Fumbles/Lost	5-1	2-2
Penalties/Yards	5-68	10-106

A—29,556

INDIVIDUAL LEADERS

RUSHING—Houston: Tolar 16-52, Cannon 15-48, Blanda 2-(4)

San Diego: Roberson 8-37, Lowe 5-30, Kemp 3-18, Lincoln 3-7

PASSING—Houston: Blanda 40-18-5, 160 yards, 1 TD; Groman 1-0-1, 0 yards, 0 TD
 San Diego: Kemp 32-17-4, 226 yards, 0 TD

RECEIVING—Houston: 5-53, Hennigan 5-43, Groman 3-32, Dewveall 2-10
 San Diego: Kocourek 7-123, Norton 3-48, Flowers 2-17, Roberson 1-11

AFL CHAMPIONSHIP GAME - 1962 DALLAS 20, HOUSTON 17 (Overtime)

Jeppesen Stadium, Houston—December 23, 1962

Dallas	3	14	0	0	3	20
Houston	0	0	7	10	0	17

Dallas—Brooker 16 field goal
Dallas—Haynes 28 pass from Dawson (Brooker kick)
Dallas—Haynes 2 run (Brooker kick)
Houston—Dewveall 15 pass from Blanda (Blanda kick)
Houston—Blanda 31 field goal
Houston—Tolar 1 run (Blanda kick)
Dallas—Brooker 25 field goal

	Dal.	Hou.
First Downs	19	21
Rushes-Yards	54-199	30-98
Passing Yards	38	261
Total Yards	237	359
Had QB Sacked	6-50	0-0
Passes	14-9-0	46-23-5
Punts	8-31.2	3-39.3
Fumbles/Lost	2-1	0-0
Penalties/Yards	6-42	6-50

A—37,981

INDIVIDUAL LEADERS

RUSHING—Dallas: Spikes 11-77, McClinton 24-70, Haynes 14-26, Dawson 5-26
Houston: Tolar 17-58, Cannon 11-37, Smith 2-3

PASSING—Dallas: Dawson 14-9-0, 88 yards, 1 TD
Houston: Blanda 46-23-5, 261 yards, 1 TD

RECEIVING—Dallas: Haynes 3-45, Spikes 2-24, Arbanas 2-21, McClinton 1-4
Houston: Dewveall 6-95, Cannon 6-54, McLeod 5-70, Hennigan 3-39

AFL CHAMPIONSHIP GAME – 1967 OAKLAND 40, HOUSTON 7

Oakland Alameda County Coliseum, Oakland—December 31, 1967

Houston	0	0	0	7	—	7
Oakland	3	14	10	13	—	40

Oakland—Blanda 37 field goal
Oakland—Dixon 69 run (Blanda kick)
Oakland—Kocourek 17 pass from Lamonica (Blanda kick)
Oakland—Lamonica 1 run (Blanda kick)
Oakland—Blanda 40 field goal
Oakland—Blanda 42 field goal
Houston—Frazier 5 pass from Beathard (Wittenborn kick)
Oakland—Blanda 36 field goal
Oakland—Miller 12 pass from Lamonica (Blanda kick)

	Hou.	Oak.
First Downs	11	18
Rushes-Yards	22-38	48-263
Passing Yards	108	101
Total Yards	146	364
Had QB Sacked	3-34	1-10
Passes	35-15-1	26-10-0
Punts	11-38.6	4-44.3
Fumbles/Lost	4-2	0-0
Penalties/Yards	7-45	4-69

A—53,330

INDIVIDUAL LEADERS

RUSHING—Houston: Granger 14-19, Campbell 6-15, Blanks 1-6, Beathard 1(-2)
Oakland: Dixon 21-144, Banaszak 15-116, Lamonica 5-22, Hagberg 2(-1)

PASSING—Houston: Beathard 35-15-1, 142 yards, 1 TD
Oakland: Lamonica 24-10-0, 111 yards, 2 TDs; Blanda 2-0-0, 0 yards, 0 TD

RECEIVING—Houston: Frazier 7-81, Reed 4-60, Campbell 2-5, Taylor 1-6
Oakland: Miller 3-32, Cannon 2-31, Biletnikoff 2-19, Kocourek 1-17

AFL PLAYOFF GAME – 1969 OAKLAND 56, HOUSTON 7

Oakland Alameda County Coliseum, Oakland—December 21, 1969

Houston	0	0	0	7	—	7
Oakland	28	7	14	7	—	56

Oakland—Biletnikoff 13 pass from Lamonica (Blanda kick)
Oakland—Atkinson 57 interception return (Blanda kick)
Oakland—Sherman 24 pass from Lamonica (Blanda kick)
Oakland—Biletnikoff 31 pass from Lamonica (Blanda kick)
Oakland—Smith 60 pass from Lamonica (Blanda kick)
Oakland—Sherman 23 pass from Lamonica (Blanda kick)
Oakland—Cannon 3 pass from Lamonica (Blanda kick)
Houston—Reed 8 pass from Beathard (Gerela kick)
Oakland—Hubbard 4 run (Blanda kick)

	Hou.	Oak.
First Downs	14	17
Rushes-Yards	19-28	37-110
Passing Yards	169	302
Total Yards	197	412
Had QB Sacked	6-40	1-7
Passes	46-18-3	22-14-3
Punts	11-41.4	5-42.0
Fumbles/Lost	3-2	3-1
Penalties/Yards	3-48	7-63

A—53,539

INDIVIDUAL LEADERS

RUSHING—Houston: Granger 14-29, Levias 1-4, Campbell 1-0, Beathard 3(-5)
Oakland: Dixon 13-48, Todd 8-31, Hubbard 6-19, Hagberg 2-9

PASSING—Houston: Beathard 46-18-3, 209 yards, 1 TD
Oakland: Lamonica 17-13-1, 276 yards, 6 TDs; Blanda 5-1-2, 33 yards, 0 TD

RECEIVING—Houston: Reed 7-81, Bierné 5-48, Granger 3-31, Haik 2-42
Oakland: C. Smith 4-103, Sherman 4-60, Biletnikoff 3-70, Todd 1-40

AFL WILD CARD GAME - 1978 HOUSTON 17, MIAMI 9

Orange Bowl, Miami-December 24, 1978

Houston	7	0	0	10	-	17
Miami	7	0	0	2	-	9

Miami—Tillman 13 pass from Griese (Yepremian kick)
Houston—T. Wilson 13 pass from Pastorini (Fritsch kick)
Houston—Fritsch 27 field goal
Houston—Campbell 1 run (Fritsch kick)
Miami—Team safety (Pastorini runs out of end zone)

	Hou.	Mia.
First Downs	23	14
Rushes-Yards	45-165	25-91
Passing Yards	290	118
Total Yards	455	209
Had QB Sacked	2-16	2-19
Passes	30-20-0	30-12-3
Punts	5-44.0	5-48.6
Fumbles/Lost	3-1	2-2
Penalties/Yards	5-37	1-5

A—70,036

INDIVIDUAL LEADERS

RUSHING—Houston: Campbell 26-84, Wilson 14-76, Poole 1-12, Coleman 1-2
 Miami: L. Harris 9-43, Williams 13-41, N. Moore 1-7, Bulaich 2-0
PASSING—Houston: Pastorini 29-20-0, 306 yards, 1 TD; Barber 1-0-0, 0 yards, 0 TD
 Miami: Griese 28-11-2, 114 yards, 1 TD, Strock 2-1-1, 23 yards, 0 TD
RECEIVING—Houston: Burrough 6-103, Wilson 5-40, Barber 4-112, Woods 2-22
 Miami: D. Harris 4-42, N. Moore 2-28, Tillman 2-24, Bulaich 2-14

AFC DIVISIONAL PLAYOFF GAME - 1978 HOUSTON 31, NEW ENGLAND 14

Schaefer Stadium, Foxboro, Mass-December 31, 1978

Houston	0	21	3	7	-	31
New England	0	0	7	7	-	14

Houston—Burrough 71 pass from Pastorini (Fritsch kick)
Houston—Barber 19 pass from Pastorini (Fritsch kick)
Houston—Barber 13 pass from Pastorini (Fritsch kick)
Houston—Fritsch 30 field goal
New England—Jackson 24 pass from A. Johnson (Posey kick)
New England—Francis 24 pass from Owen (Posey kick)
Houston—Campbell 2 run (Fritsch kick)

	Hou.	N.E.
First Downs	21	15
Rushes-Yards	54-174	20-83
Passing Yards	170	180
Total Yards	344	263
Had QB Sacked	3-30	4-26
Passes	15-12-1	35-16-3
Punts	5-34.8	4-43.3
Fumbles/Lost	1-0	2-0
Penalties/Yards	2-25	8-92

A—61,297

INDIVIDUAL LEADERS

RUSHING—Houston: Campbell 27-118, T. Wilson 14-26, Coleman 7-19, Poole 3-7
 New England: Cunningham 10-42, Grogan 1-16, Johnson 6-14, Ivory 3-11
PASSING—Houston: Pastorini 15-12-1, 200 yards, 3 TDs
 New England: Owen 22-12-1, 144 yards, 1 TD; Grogan 12-3-2, 38 yards, 0 TD;
 Johnson 1-1-0, 24 yards, 1 TD
RECEIVING—Houston: Barber 5-83, Burrough 3-91, Caster 2-12, Campbell 1-10
 New England: Francis 8-101, Cunningham 3-28, Morgan 2-37, Johnson 2-16

AFC CHAMPIONSHIP GAME - 1978 PITTSBURGH 34, HOUSTON 5

Three Rivers Stadium, Pittsburgh-January 7, 1979

Houston	0	3	2	0	-	5
Pittsburgh	14	17	3	0	-	34

Pittsburgh—Harris 7 run (Gerela kick)
Pittsburgh—Bleier 17 run (Gerela kick)
Houston—Fritsch 19 field goal
Pittsburgh—Swann 29 pass from Bradshaw (Gerela kick)
Pittsburgh—Stallworth 17 pass from Bradshaw (Gerela kick)
Pittsburgh—Gerela 37 field goal
Pittsburgh—Gerela 22 field goal
Houston—Washington safety (tackled Bleier)

	Hou.	Pitt.
First Downs	10	21
Rushes-Yards	26-72	47-179
Passing Yards	70	200
Total Yards	142	379
Had QB Sacked	4-26	0-0
Passes	26-12-5	19-11-2
Punts	6-39.5	1-53.0
Fumbles/Lost	6-4	6-3
Penalties/Yards	5-48	4-32

A—49,417

INDIVIDUAL LEADERS

RUSHING—Houston: Campbell 22-62, Woods 1-9, T. Wilson 2-6, Coleman 1-(5)
 Pittsburgh: Harris 20-51, Bleier 10-45, Bradshaw 7-29, Delopaine 3-28

PASSING—Houston: Pastorini 26-12-5, 96 yards, 0 TD

Pittsburgh: Bradshaw 19-11-2, 200 yards, 2 TDs

RECEIVING—Houston: Caster 5-44, T. Wilson 5-33, Coleman 1-15, Campbell 1-4

Pittsburgh: Swann 4-98, Bleier 4-42, Grossman 2-43, Stallworth 1-17

AFC WILD CARD PLAYOFF GAME – 1979 HOUSTON 13, DENVER 7

Astrodome, Houston—December 24, 1979

Denver	7	0	0	0	—	7
Houston	3	7	0	3	—	13

Houston—Fritsch 31 field goal

Denver—Preston 7 pass from Morton
(Turner kick)

Houston—Campbell 3 run (Fritsch kick)

Houston—Fritsch 20 field goal

	Den.	Hou.
First Downs	17	15
Rushes-Yards	32-112	42-135
Passing Yards	104	147
Total Yards	216	282
Had QB Sacked	6-40	1-11
Passes	27-14-1	22-10-2
Punts	5-45.2	5-43.2
Fumbles/Lost	1-0	0-0
Penalties/Yards	7-70	2-19

A—48,776

INDIVIDUAL LEADERS

RUSHING—Denver: Armstrong 12-51, Canada 4-29, Preston 9-24, Jensen 4-5

Houston: Carpenter 16-59, Campbell 16-50, T. Wilson 8-21, Coleman 2-5

PASSING—Denver: Morton 27-14-1, 144 yards, 1 TD

Houston: Pastorini 18-8-1, 149 yards, 0 TD; Nielsen 4-2-1, 9 yards, 0 TD

RECEIVING—Denver: Preston 4-40, Moses 3-47, Armstrong 2-22, Odom 2-3

Houston: T. Wilson 4-53, Carpenter 3-26, Coleman 1-41, Barber 1-31

AFC DIVISIONAL PLAYOFF GAME – 1979 HOUSTON 17, SAN DIEGO 14

San Diego Stadium, San Diego—December 29, 1979

Houston	0	10	7	0	—	17
San Diego	7	0	7	0	—	14

San Diego—C. Williams 1 run (Wood kick)

Houston—Fritsch 26 field goal

Houston—Clark 1 run (Fritsch kick)

San Diego—Mitchell 8 run (Wood kick)

Houston—Renfro 47 pass from Nielsen
(Fritsch kick)

	Hou.	S.D.
First Downs	15	25
Rushes-Yards	40-148	19-63
Passing Yards	111	317
Total Yards	259	380
Had QB Sacked	0-0	2-16
Passes	19-10-1	47-25-5
Punts	6-40.7	2-32.0
Fumbles/Lost	0-0	0-0
Penalties/Yards	5-45	6-30

A—51,192

INDIVIDUAL LEADERS

RUSHING—Houston: Carpenter 18-67, T. Wilson 11-39, Clark 9-30, Nielsen 2-12

San Diego: Mitchell 8-33, C. Williams 11-30

PASSING—Houston: Nielsen 19-10-1, 111 yards, 1 TD

San Diego: Fouts 47-25-5, 333 yards, 0 TD

RECEIVING—Houston: Carpenter 4-23, T. Wilson 3-16, Renfro 1-47, Coleman 1-13

San Diego: Klein 5-41, Joiner 4-81, Jefferson 4-70, C. Williams 4-30

AFC CHAMPIONSHIP GAME – 1979 PITTSBURGH 27, HOUSTON 13

Three Rivers Stadium, Pittsburgh—January 6, 1980

Houston	7	3	0	3	—	13
Pittsburgh	3	14	0	10	—	27

Houston—Perry 75 interception return
(Fritsch kick)

Pittsburgh—Bahr 21 field goal

Houston—Fritsch 27 field goal

Pittsburgh—Cunningham 16 pass from
Bradshaw (Bahr kick)

Pittsburgh—Stallworth 20 pass from
Bradshaw (Bahr kick)

Houston—Fritsch 23 field goal

Pittsburgh—Bahr 39 field goal

Pittsburgh—Bleier 4 run (Bahr kick)

	Hou.	Pitt.
First Downs	11	22
Rushes-Yards	22-24	36-161
Passing Yards	203	197
Total Yards	227	358
Had QB Sacked	1-9	3-22
Passes	29-20-1	30-18-1
Punts	4-30.0	3-51.0
Fumbles/Lost	4-2	1-1
Penalties/Yards	2-10	5-34

A—50,475

AFC DIVISIONAL PLAYOFF GAME - 1987 DENVER 34, HOUSTON 10

Mile High Stadium, Denver-January 10, 1988

Houston	0	3	0	7	—	10
Denver	14	10	3	7	—	34

Denver—Lang 1 run (Karlis kick)
Denver—Kay 27 pass from Elway (Karlis kick)
Denver—Karlis 43 field goal
Houston—Zendejas 46 field goal
Denver—Kay 1 pass from Elway (Karlis kick)
Denver—Karlis 23 field goal
Houston—Givins 19 pass from Moon (Zendejas kick)
Denver—Elway 3 run (Karlis kick)

	Hou.	Den.
First Downs	20	19
Rushes-Yards	26-73	29-61
Passing Yards	264	255
Total Yards	337	316
Had QB Sacked	0-0	1-4
Passes	43-24-2	25-14-1
Punts	3-44.7	2-46.0
Fumbles/Lost	2-1	0-0
Penalties/Yards	10-73	4-35

A—75,968

INDIVIDUAL LEADERS

RUSHING—Houston: Rozier 9-25, Pinkett 6-20, Moon 5-15, Highsmith 5-13
 Denver: Winder 13-46, Sewell 5-9, Elway 4-8, Bell 2-7
PASSING—Houston: Moon 43-24-2, 264 yards, 1 TD
 Denver: Elway 25-14-1, 259 yards, 2 TDs
RECEIVING—Houston: Givins 6-84, Hill 5-93, Duncan 4-32, Highsmith 4-20
 Denver: Johnson 4-105, Kay 3-57, Sewell 3-41, Lang 1-25

AFC WILD CARD PLAYOFF GAME - 1988 HOUSTON 24, CLEVELAND 23

Cleveland Stadium, Cleveland-December 24, 1988

Houston	7	7	0	10	—	24
Cleveland	3	6	7	7	—	23

Cleveland—Bahr 33 field goal
Houston—Pinkett 14 pass from Moon (Zendejas kick)
Houston—Pinkett 16 run (Zendejas kick)
Cleveland—Bahr 26 field goal
Cleveland—Bahr 28 field goal
Cleveland—Slaughter 14 pass from Pagel (Bahr kick)
Houston—White 1 run (Zendejas kick)
Cleveland—Slaughter 2 pass from Pagel (Bahr kick)

	Hou.	Cleve.
First Downs	19	19
Rushes-Yards	35-129	26-68
Passing Yards	205	192
Total Yards	334	260
Had QB Sacked	1-8	0-0
Passes	26-16-3	28-19-1
Punts	3-37.7	3-35.3
Fumbles/Lost	2-0	1-1
Penalties/Yards	13-118-	9-75

A—74,977

INDIVIDUAL LEADERS

RUSHING—Houston: Pinkett 14-82, White 12-30, Moon 6-16, Highsmith 2-3
 Cleveland: Byner 9-57, Mack 12-14, Strock 1-0, Pagel 1-(-1)
PASSING—Houston: Moon 26-16-3, 213 yards, 1 TD
 Cleveland: Pagel 25-17-1, 179 yards, 2 TDs; Strock 3-2-0, 13 yards, 0 TD
RECEIVING—Houston: Hill 5-73, Jeffires 3-52, Duncan 2-33, Pinkett 2-24
 Cleveland: Langhorne 6-57, Slaughter, 5-58, Byner 3-10, Brennan 2-34

AFC DIVISIONAL PLAYOFF GAME - 1988 BUFFALO 17, HOUSTON 10

Rich Stadium, Buffalo-January 1, 1989

Houston	0	3	0	7	—	10
Buffalo	0	7	7	3	—	17

Buffalo—Riddick 1 run (Norwood kick)
Houston—Zendejas 35 field goal
Buffalo—Thomas 11 run (Norwood kick)
Buffalo—Norwood 27 field goal
Houston—Rozier 1 run (Zendejas kick)

	Hou.	Buff.
First Downs	20	18
Rushes-Yards	26-125	29-135
Passing Yards	226	237
Total Yards	351	372
Had QB Sacked	2-14	1-7
Passes	33-17-1	33-19-1
Punts	6-37.2	4-39.3
Fumbles/Lost	5-2	1-0
Penalties/Yards	8-60	8-57

A—79,532

INDIVIDUAL LEADERS

RUSHING—Houston: Highsmith 5-57, Rozier 13-44, Pinkett 3-13, Moon 5-11
 Buffalo: Thomas 7-75, Mueller 7-24, Kelly 3-18, Riddick 9-12
PASSING—Houston: Moon 33-17-1, 240 yards, 0 TD
 Buffalo: Kelly 33-19-1, 244 yards, 0 TD
RECEIVING—Houston: Jeffires 5-78, Hill 4-62, Harris 2-44, Pinkett 2-21
 Buffalo: Reed 6-91, Harmon 5-58, Burkett 3-55, T. Johnson 3-31

AFC WILD CARD PLAYOFF GAME – 1989 PITTSBURGH 26, HOUSTON 23 (Overtime)

Astrodome, Houston—December 31, 1989

Pittsburgh	7	3	3	10	3	26			
Houston	0	6	3	14	0	23			

<p>Pittsburgh—Worley 9 run (Anderson kick)</p> <p>Houston—Zendejas 26 field goal</p> <p>Houston—Zendejas 35 field goal</p> <p>Pittsburgh—Anderson 25 field goal</p> <p>Houston—Zendejas 26 field goal</p> <p>Pittsburgh—Anderson 30 field goal</p> <p>Pittsburgh—Anderson 48 field goal</p> <p>Houston—Givins 18 pass from Moon (Zendejas kick)</p> <p>Houston—Givins 9 pass from Moon (Zendejas kick)</p> <p>Pittsburgh—Hoge 2 run (Zendejas kick)</p> <p>Pittsburgh—Anderson 50 field goal</p>	<table border="0" style="width: 100%; border-collapse: collapse;"> <tr> <td style="width: 15%;"></td> <td style="width: 15%; text-align: right;">Pitt.</td> <td style="width: 15%; text-align: right;">Hou.</td> </tr> <tr> <td>First Downs</td> <td style="text-align: right;">17</td> <td style="text-align: right;">22</td> </tr> <tr> <td>Rushes-Yards</td> <td style="text-align: right;">30-177</td> <td style="text-align: right;">25-65</td> </tr> <tr> <td>Passing Yards</td> <td style="text-align: right;">112</td> <td style="text-align: right;">315</td> </tr> <tr> <td>Total Yards</td> <td style="text-align: right;">289</td> <td style="text-align: right;">380</td> </tr> <tr> <td>Had QB Sacked</td> <td style="text-align: right;">1-15</td> <td style="text-align: right;">0-0</td> </tr> <tr> <td>Passes</td> <td style="text-align: right;">33-15-0</td> <td style="text-align: right;">48-29-0</td> </tr> <tr> <td>Punts</td> <td style="text-align: right;">6-25.3</td> <td style="text-align: right;">4-33.0</td> </tr> <tr> <td>Fumbles/Lost</td> <td style="text-align: right;">1-1</td> <td style="text-align: right;">3-2</td> </tr> <tr> <td>Penalties/Yards</td> <td style="text-align: right;">5-40</td> <td style="text-align: right;">8-45</td> </tr> </table> <p>A—58,306</p>		Pitt.	Hou.	First Downs	17	22	Rushes-Yards	30-177	25-65	Passing Yards	112	315	Total Yards	289	380	Had QB Sacked	1-15	0-0	Passes	33-15-0	48-29-0	Punts	6-25.3	4-33.0	Fumbles/Lost	1-1	3-2	Penalties/Yards	5-40	8-45
	Pitt.	Hou.																													
First Downs	17	22																													
Rushes-Yards	30-177	25-65																													
Passing Yards	112	315																													
Total Yards	289	380																													
Had QB Sacked	1-15	0-0																													
Passes	33-15-0	48-29-0																													
Punts	6-25.3	4-33.0																													
Fumbles/Lost	1-1	3-2																													
Penalties/Yards	5-40	8-45																													

INDIVIDUAL LEADERS

RUSHING—Pittsburgh: Hoge 17-100, Worley 11-54, Stone 1-22
Houston: Pinkett 8-26, White 7-13, Moon 3-12, Rozier 5-12

PASSING—Pittsburgh: Brister 33-15-0, 127 yards, 0 TD
Houston: Moon 48-29-0, 315 yards, 2 TDs

RECEIVING—Pittsburgh: Worley 4-23, Mularkey 3-40, Hoge 3-26, Lipps 3-24
Houston: Givins 11-136, Hill 6-98, Pinkett 3-24, Highsmith 3-21, Jeffires 3-16

AFC WILD CARD PLAYOFF GAME – 1990 CINCINNATI 41, HOUSTON 14

Riverfront Stadium, Cincinnati—January 6, 1991

Houston	0	0	7	7	—	14			
Cincinnati	10	10	14	7	—	41			

<p>Cincinnati—Woods 1 run (Breech kick)</p> <p>Cincinnati—Breech 27 field goal</p> <p>Cincinnati—Green 2 pass from Esiason (Breech kick)</p> <p>Cincinnati—Breech 30 field goal</p> <p>Cincinnati—Ball 3 run (Breech kick)</p> <p>Cincinnati—Esiason 10 run (Breech kick)</p> <p>Houston—Givins 16 pass from Carlson (Garcia kick)</p> <p>Cincinnati—Kattus 9 pass from Esiason (Breech kick)</p> <p>Houston—Givins 5 pass from Carlson (Garcia kick)</p>	<table border="0" style="width: 100%; border-collapse: collapse;"> <tr> <td style="width: 15%;"></td> <td style="width: 15%; text-align: right;">Hou.</td> <td style="width: 15%; text-align: right;">Cin.</td> </tr> <tr> <td>First Downs</td> <td style="text-align: right;">13</td> <td style="text-align: right;">24</td> </tr> <tr> <td>Rushes-Yards</td> <td style="text-align: right;">13-67</td> <td style="text-align: right;">44-187</td> </tr> <tr> <td>Passing Yards</td> <td style="text-align: right;">159</td> <td style="text-align: right;">162</td> </tr> <tr> <td>Total Yards</td> <td style="text-align: right;">226</td> <td style="text-align: right;">349</td> </tr> <tr> <td>Had QB Sacked</td> <td style="text-align: right;">1-6</td> <td style="text-align: right;">0-0</td> </tr> <tr> <td>Passes</td> <td style="text-align: right;">33-16-1</td> <td style="text-align: right;">25-15-0</td> </tr> <tr> <td>Punts</td> <td style="text-align: right;">6-42.6</td> <td style="text-align: right;">3-45.0</td> </tr> <tr> <td>Fumbles/Lost</td> <td style="text-align: right;">2-1</td> <td style="text-align: right;">1-0</td> </tr> <tr> <td>Penalties/Yards</td> <td style="text-align: right;">5-33</td> <td style="text-align: right;">4-40</td> </tr> </table> <p>A—60,012</p>		Hou.	Cin.	First Downs	13	24	Rushes-Yards	13-67	44-187	Passing Yards	159	162	Total Yards	226	349	Had QB Sacked	1-6	0-0	Passes	33-16-1	25-15-0	Punts	6-42.6	3-45.0	Fumbles/Lost	2-1	1-0	Penalties/Yards	5-33	4-40
	Hou.	Cin.																													
First Downs	13	24																													
Rushes-Yards	13-67	44-187																													
Passing Yards	159	162																													
Total Yards	226	349																													
Had QB Sacked	1-6	0-0																													
Passes	33-16-1	25-15-0																													
Punts	6-42.6	3-45.0																													
Fumbles/Lost	2-1	1-0																													
Penalties/Yards	5-33	4-40																													

INDIVIDUAL LEADERS

RUSHING—Houston: Pinkett 5-43, Carlson 4-22
Cincinnati: Esiason 5-57, Green 11-55, Brooks 6-17

PASSING—Houston: Carlson 33-16-1, 165 yards, 2 TDs
Cincinnati: Esiason 20-14-0, 150 yards, 2 TDs; Wilhelm 5-1-0, 12 yards, 0 TDs

RECEIVING—Houston: Givins 6-60, Harris 4-37, Jeffires 2-33
Cincinnati: Holman 2-51, McGee 2-23, Kattus 2-19



YEAR-BY-YEAR SCORES

1960: Won 10, Lost 4 Head Coach: Lou Rymkus
First — Eastern Conference (AFL)

		ATTENDANCE	
9/11	at Oakland W	37-22	12,703
9/18	LOS ANGELES W	38-28	20,156
9/25	OAKLAND L	13-14	16,421
10/9	NEW YORK W	27-21	16,156
10/16	DALLAS W	20-10	19,026
10/23	at New York W	42-28	21,000
10/30	at Buffalo L	24-25	23,000
11/6	at Denver W	45-25	14,489
11/13	at Los Angeles L	21-24	14,489
11/20	DENVER W	20-10	20,778
11/25	at Boston W	24-10	27,123
12/4	at Dallas L	0-24	20,000
12/11	BUFFALO W	31-23	25,247
12/18	BOSTON W	37-21	22,352

AFL CHAMPIONSHIP GAME

1/1	LOS ANGELES W	24-16	32,183
-----	-------------------------	-------	--------

1961: Won 10, Lost 3, Tied 1 Head Coach: Wally Lemm
First — Eastern Division (AFL)

		ATTENDANCE	
9/9	OAKLAND W	55-0	16,231
9/24	at San Diego L	24-34	29,210
10/1	at Dallas L	21-26	28,000
10/8	BUFFALO L	12-22	22,761
10/13	at Boston T	31-31	15,070
10/22	DALLAS W	38-7	21,237
10/29	at Buffalo W	28-16	23,228
11/5	at Denver W	55-13	11,564
11/12	BOSTON W	27-15	35,649
11/19	NEW YORK W	49-13	33,428
11/26	DENVER W	45-14	27,864
12/3	SAN DIEGO W	33-13	37,854
12/10	at New York W	48-21	9,462
12/17	at Oakland W	47-16	4,821

AFL CHAMPIONSHIP GAME

12/24	at San Diego W	10-3	29,556
-------	--------------------------	------	--------

1962: Won 11, Lost 3 Head Coach: Frank "Pop" Ivy
First — Eastern Division (AFL)

		ATTENDANCE	
9/9	at Buffalo W	28-23	31,236
9/16	at Boston L	21-34	32,276
9/23	at San Diego W	42-17	28,061
10/7	BUFFALO W	17-14	26,350
10/14	NEW YORK W	56-17	20,650
10/21	at Denver L	10-20	34,496
10/28	DALLAS L	7-31	31,750
11/4	at Dallas W	14-6	29,017
11/11	at Oakland W	28-20	11,000
11/18	BOSTON W	21-17	35,250
11/25	SAN DIEGO W	33-27	28,235
12/2	DENVER W	34-17	30,650
12/9	OAKLAND W	32-17	27,400
12/15	at New York W	44-10	8,167

AFL CHAMPIONSHIP GAME

12/23	Dallas L	17-20	37,981
-------	--------------------	-------	--------

1963: Won 6, Lost 8 Head Coach: Frank "Pop" Ivy
Third — Eastern Division (AFL)

		ATTENDANCE	
9/7	OAKLAND L	13-24	24,749
9/14	DENVER W	20-14	23,147
9/22	at New York L	17-24	9,336
9/28	at Buffalo W	31-20	32,340
10/6	at Kansas City L	7-28	27,801
10/13	at Denver W	33-24	24,087
10/20	BUFFALO W	28-14	23,948
10/27	KANSAS CITY W	28-7	26,331
11/1	at Boston L	3-45	31,185
11/10	NEW YORK W	31-27	23,615
12/1	at San Diego L	0-27	31,713
12/8	BOSTON L	28-46	23,042
12/15	SAN DIEGO L	14-20	18,540
12/22	at Oakland L	49-52	17,401

1964: Won 4, Lost 10 **Head Coach: Sammy Baugh**
Fourth — Eastern Division (AFL)

			ATTENDANCE	
9/12	at San Diego	L	21-27	22,632
9/19	OAKLAND	W	42-28	26,482
9/27	at Denver	W	38-17	22,651
10/4	at Kansas City	L	7-28	22,729
10/11	BUFFALO	L	17-48	26,218
10/17	at New York	L	21-24	32,840
10/25	SAN DIEGO	L	17-20	21,671
11/1	at Buffalo	L	10-24	40,119
11/6	at Boston	L	24-25	28,161
11/15	at Oakland	L	10-20	16,375
11/22	KANSAS CITY	L	19-28	17,782
11/29	BOSTON	L	17-34	17,560
12/13	NEW YORK	W	33-17	16,225
12/20	DENVER	W	34-15	15,839

1965: Won 4, Lost 10 **Head Coach: Hugh "Bones" Taylor**
Fourth — Eastern Division (AFL)

			ATTENDANCE	
9/12	NEW YORK	W	27-21	52,680
9/19	BOSTON	W	31-10	32,445
9/26	at Oakland	L	17-21	18,166
10/3	at San Diego	L	14-31	28,190
10/17	at Denver	L	17-28	32,492
10/24	KANSAS CITY	W	38-36	34,670
10/31	at Buffalo	W	19-17	44,267
11/7	OAKLAND	L	21-33	35,729
11/14	DENVER	L	21-31	28,126
11/21	at New York	L	14-41	55,312
11/28	at Kansas City	L	21-52	16,457
12/5	BUFFALO	L	18-29	23,087
12/12	SAN DIEGO	L	26-37	34,120
12/18	at Boston	L	14-42	14,508

1966: Won 3, Lost 11 **Head Coach: Wally Lemm**
Fourth (Tied) — Eastern Division (AFL)

			ATTENDANCE	
9/3	DENVER	W	45-7	30,156
9/10	OAKLAND	W	31-0	31,763
9/18	at New York	L	13-52	54,681
9/25	at Buffalo	L	20-27	42,526
10/2	at Denver	L	38-40	27,203
10/16	NEW YORK	W	24-0	30,823
10/23	MIAMI	L	13-20	23,173
10/30	at Kansas City	L	23-48	31,676
11/6	at Oakland	L	23-38	34,102
11/13	at Boston	L	21-27	23,426
11/20	BUFFALO	W	42-20	27,312
12/4	SAN DIEGO	L	22-28	17,569
12/11	BOSTON	L	14-38	17,100
12/18	at Miami	L	28-29	20,045

1967: Won 9, Lost 4, Tied 1 **Head Coach: Wally Lemm**
First — Eastern Division (AFL)

			ATTENDANCE	
9/9	KANSAS CITY	L	20-25	28,003
9/17	at Buffalo	W	20-3	41,334
9/24	at San Diego	L	3-13	36,032
10/1	DENVER	W	10-6	21,798
10/15	at New York	T	28-28	62,729
10/22	at Kansas City	W	24-19	46,365
10/29	BUFFALO	W	10-3	30,060
11/5	at Boston	L	7-18	19,422
11/12	at Denver	W	20-18	30,392
11/26	BOSTON	W	27-6	28,044
12/3	MIAMI	W	17-14	20,979
12/10	OAKLAND	L	7-19	36,375
12/16	SAN DIEGO	W	24-17	19,870
12/23	at Miami	W	41-10	25,982

AFL CHAMPIONSHIP GAME				
12/31	at Oakland	L	7-40	53,330

1968: Won 7, Lost 7 **Head Coach: Wally Lemm**
Second — Eastern Division (AFL)

		ATTENDANCE	
9/9	KANSAS CITYL	21-26	45,083
9/14	at MiamiW	24-10	40,067
9/21	at San DiegoL	14-30	46,217
9/29	OAKLANDL	15-24	46,098
10/6	MIAMIL	7-24	36,109
10/13	at BostonW	16-0	32,502
10/20	NEW YORKL	14-20	51,710
10/27	at BuffaloW	30-7	34,339
11/3	at CincinnatiW	27-17	24,012
11/10	at New YorkL	7-26	60,242
11/17	DENVERW	38-17	36,075
11/28	at Kansas CityL	10-24	48,493
12/7	BUFFALOW	35-6	34,110
12/15	BOSTONW	45-17	34,198

1969: Won 6, Lost 6, Tied 2 **Head Coach: Wally Lemm**
Second — Eastern Division (AFL)

		ATTENDANCE	
9/14	at OaklandL	17-21	49,361
9/21	at BuffaloW	17-3	40,146
9/28	MIAMIW	22-10	41,086
10/5	BUFFALOW	28-14	46,485
10/12	at Kansas CityL	0-24	45,805
10/19	at New YorkL	17-26	63,841
10/26	DENVERW	24-21	45,348
11/2	at BostonL	0-24	19,006
11/9	CINCINNATIT	31-31	45,298
11/16	at DenverT	20-20	45,002
11/23	at MiamiW	32-7	27,281
11/27	SAN DIEGOL	17-21	40,065
12/6	NEW YORKL	26-34	51,923
12/14	BOSTONW	27-23	39,215

AFC PLAYOFF GAME

12/21	at OaklandL	7-56	53,539
-------	-----------------------	------	--------

1970: Won 3, Lost 10, Tied 1 **Head Coach: Wally Lemm**
Fourth — Central Division (AFL)

		ATTENDANCE	
9/20	at PittsburghW	19-7	45,538
9/27	MIAMIL	10-20	39,840
10/4	at CincinnatiW	20-13	55,094
10/11	BALTIMOREL	20-24	48,050
10/18	PITTSBURGHL	3-7	42,799
10/25	at San DiegoT	31-31	41,427
11/1	at St. LouisL	0-44	47,911
11/8	at Kansas CityL	9-24	49,810
11/15	SAN FRANCISCOL	20-30	43,040
11/22	at ClevelandL	14-28	74,723
11/29	DENVERW	31-21	35,733
12/7	CLEVELANDL	10-21	50,528
12/13	CINCINNATIL	20-30	34,435
12/20	at DallasL	10-52	50,504

1971: Won 4, Lost 9, Tied 1 **Head Coach: Ed Hughes**
Third — Central Division

		ATTENDANCE	
9/19	at ClevelandL	0-31	73,387
9/26	KANSAS CITYL	16-20	46,498
10/3	NEW ORLEANST	13-13	47,966
10/10	at WashingtonL	13-22	54,041
10/17	DETROITL	7-31	45,885
10/24	at PittsburghL	16-23	45,872
10/31	CINCINNATIW	10-6	37,947
11/7	at New EnglandL	20-28	53,155
11/14	at OaklandL	21-41	54,705
11/21	at CincinnatiL	13-28	59,390
11/28	CLEVELANDL	24-37	37,921
12/5	PITTSBURGHW	29-3	37,778
12/12	at BuffaloW	20-14	28,107
12/19	SAN DIEGOW	49-33	35,959

**1972: Won 1, Lost 13
Fourth — Central Division****Head Coach: Bill Peterson**

			ATTENDANCE
9/17	at Denver	L	17-30 51,656
9/24	at Miami	L	13-34 77,821
10/1	NEW YORK	W	26-20 51,423
10/9	OAKLAND	L	0-34 51,378
10/15	at Pittsburgh	L	7-24 42,929
10/22	CLEVELAND	L	17-23 38,113
10/29	at Cincinnati	L	7-30 59,409
11/5	at Cleveland	L	0-20 61,985
11/12	PHILADELPHIA	L	17-18 34,175
11/19	GREEN BAY	L	10-23 41,752
11/26	at San Diego	L	20-34 46,289
12/3	at Atlanta	L	10-20 58,850
12/10	PITTSBURGH	L	3-9 36,528
12/17	CINCINNATI	L	17-61 32,482

**1973: Won 1, Lost 13 Head Coach: Bill Peterson (First 5 Games)
Fourth — Central Division Sid Gillman (9 Games)**

			ATTENDANCE
9/16	at N.Y. Giants	L	14-34 57,979
9/23	at Cincinnati	L	10-24 51,823
9/30	PITTSBURGH	L	7-36 39,331
10/7	LOS ANGELES	L	26-31 34,874
10/14	DENVER	L	20-48 32,801
10/21	at Cleveland	L	13-42 61,146
10/28	at Chicago	L	14-35 43,755
11/4	at Baltimore	W	31-27 52,707
11/11	CLEVELAND	L	13-23 37,280
11/18	at Kansas City	L	14-39 68,444
11/25	NEW ENGLAND	L	0-32 27,344
12/2	OAKLAND	L	6-17 25,801
12/9	at Pittsburgh	L	7-33 38,004
12/16	CINCINNATI	L	24-27 21,955

**1974: Won 7, Lost 7
Second (Tied) — Central Division****Head Coach: Sid Gillman**

			ATTENDANCE
9/15	SAN DIEGO	W	21-14 25,317
9/22	at Cleveland	L	7-20 58,988
9/29	KANSAS CITY	L	7-17 28,538
10/6	PITTSBURGH	L	7-13 30,049
10/13	at Minnesota	L	10-51 48,006
10/20	ST. LOUIS	L	27-31 26,371
10/27	at Cincinnati	W	34-21 55,434
11/3	at N.Y. Jets	W	27-22 47,218
11/10	at Buffalo	W	21-9 79,223
11/17	CINCINNATI	W	20-3 44,054
11/24	DALLAS	L	0-10 49,775
12/1	at Pittsburgh	W	13-10 41,195
12/8	at Denver	L	14-38 47,142
12/15	CLEVELAND	W	28-24 33,299

**1975: Won 10, Lost 4
Third — Central Division****Head Coach: O.A. "Bum" Phillips**

			ATTENDANCE
9/21	at New England	W	7-0 54,212
9/28	SAN DIEGO	W	33-17 37,602
10/5	CINCINNATI	L	19-21 45,321
10/12	at Cleveland	W	40-10 49,984
10/19	WASHINGTON	W	13-10 51,911
10/26	DETROIT	W	24-8 50,084
11/2	at Kansas City	W	17-13 65,449
11/9	at Pittsburgh	L	17-24 49,460
11/16	MIAMI	W	20-19 51,755
11/24	PITTSBURGH	L	9-32 51,851
11/30	at Cincinnati	L	19-23 59,574
12/7	at San Francisco	W	27-13 49,618
12/14	at Oakland	W	27-26 54,020
12/21	CLEVELAND	W	21-10 47,934

1976: Won 5, Lost 9 **Head Coach: O.A. "Bum" Phillips**
Fourth — Central Division

			ATTENDANCE
9/12	TAMPA BAY	W	20-0 43,911
9/19	at Buffalo	W	13-3 63,667
9/26	OAKLAND	L	13-14 45,426
10/3	at New Orleans	W	31-26 56,561
10/10	DENVER	W	17-3 51,041
10/17	at San Diego	L	27-30 33,327
10/24	CINCINNATI	L	7-27 50,968
11/1	at Baltimore	L	14-38 60,020
11/7	CLEVELAND	L	7-21 47,073
11/14	at Cincinnati	L	27-31 59,574
11/21	at Pittsburgh	L	16-32 47,947
11/28	ATLANTA	W	20-14 41,039
12/5	at Cleveland	L	10-13 60,226
12/11	PITTSBURGH	L	0-21 52,437

1977: Won 8, Lost 6 **Head Coach: O.A. "Bum" Phillips**
Second (Tied) — Central Division

			ATTENDANCE
9/18	NEW YORK JETS	W	20-0 42,181
9/25	at Green Bay	W	16-10 56,627
10/2	at Miami	L	7-27 51,973
10/9	PITTSBURGH	W	27-10 51,644
10/16	CLEVELAND	L	23-24 50,738
10/23	at Pittsburgh	L	10-27 48,517
10/30	at Cincinnati	L	10-13* 53,194
11/6	CHICAGO	W	47-0 51,177
11/13	at Oakland	L	29-34 54,598
11/20	at Seattle	W	22-10 63,817
11/27	KANSAS CITY	W	34-20 47,701
12/4	DENVER	L	14-24 51,455
12/11	at Cleveland	W	19-15 46,788
12/18	CINCINNATI	W	21-16 50,924

*Overtime

1978: Won 10, Lost 6 **Head Coach: O.A. "Bum" Phillips**
Second — Central Division

			ATTENDANCE
9/3	at Atlanta	L	14-20 59,733
9/10	at Kansas City	W	20-17 41,754
9/17	SAN FRANCISCO	W	20-19 49,242
9/24	LOS ANGELES	L	6-10 49,216
10/1	at Cleveland	W	16-13 73,481
10/8	at Oakland	L	17-21 54,468
10/15	BUFFALO	W	17-10 51,207
10/23	at Pittsburgh	W	24-17 48,021
10/29	at Cincinnati	L	13-28 56,346
11/5	CLEVELAND	W	14-10 51,024
11/12	at New England	W	26-23 61,297
11/20	MIAMI	W	35-30 51,874
11/26	CINCINNATI	W	17-10 51,331
12/3	PITTSBURGH	L	3-13 55,133
12/10	at New Orleans	W	17-12 65,975
12/17	SAN DIEGO	L	24-45 52,625

AFC WILD CARD GAME

12/24	at Miami	W	17-9 72,445
-------	--------------------	---	-------------

AFC DIVISIONAL PLAYOFF GAME

12/31	at New England	W	31-14 61,297
-------	--------------------------	---	--------------

AFC CHAMPIONSHIP GAME

1/7	at Pittsburgh	L	5-34 49,417
-----	-------------------------	---	-------------

1979: Won 11, Lost 5 **Head Coach: O.A. "Bum" Phillips**
Second — Central Division

			ATTENDANCE
9/2	at Washington	W	29-27 54,582
9/9	at Pittsburgh	L	7-38 49,729
9/16	KANSAS CITY	W	20-6 45,654
9/23	at Cincinnati	W	30-27* 45,615
9/30	CLEVELAND	W	31-10 48,915
10/7	ST. LOUIS	L	17-24 53,043
10/14	at Baltimore	W	28-16 45,021
10/21	at Seattle	L	14-34 60,705
10/28	N.Y. JETS	W	27-24* 45,825
11/5	at Miami	W	9-6 70,273
11/11	OAKLAND	W	31-17 48,614
11/18	CINCINNATI	W	42-21 49,829
11/22	at Dallas	W	30-24 63,897
12/2	at Cleveland	L	7-14 69,112
12/10	PITTSBURGH	W	20-17 55,293
12/16	PHILADELPHIA	L	20-26 49,407

AFC WILD CARD GAME

12/24	DENVER W	13-7	48,776
AFC DIVISIONAL PLAYOFF GAME			
12/29	at San Diego W	17-14	51,192
AFC CHAMPIONSHIP GAME			
1/6	at Pittsburgh L	13-27	50,475

*Overtime

1980: Won 11, Lost 5 Head Coach: O.A. "Bum" Phillips
First (Tied) — Central Division

			ATTENDANCE
9/7	at Pittsburgh L	17-31	54,386
9/15	at Cleveland W	16-7	80,243
9/21	BALTIMORE W	21-16	46,421
9/28	at Cincinnati W	13-10	50,413
10/5	SEATTLE L	7-26	46,860
10/12	at Kansas City L	20-21	75,048
10/19	TAMPA BAY W	20-14	48,167
10/26	CINCINNATI W	23-3	49,189
11/2	at Denver W	20-16	74,717
11/10	NEW ENGLAND W	38-34	51,524
11/16	at Chicago W	10-6	59,390
11/23	at New York Jets L	28-31*	52,528
11/30	CLEVELAND L	14-17	51,514
12/4	PITTSBURGH W	6-0	53,960
12/14	at Green Bay W	22-3	53,201
12/21	MINNESOTA W	20-16	51,064

AFC WILD CARD GAME

12/28	at Oakland L	7-27	52,762
-------	------------------------	------	--------

*Overtime

1981: Won 7, Lost 9 Head Coach: Ed Biles
Third — Central Division

			ATTENDANCE
9/6	at Los Angeles W	27-20	63,198
9/13	at Cleveland W	9-3	79,483
9/20	MIAMI L	9-20	47,379
9/27	at N.Y. Jets L	17-33	50,309
10/4	CINCINNATI W	17-10	44,350
10/11	SEATTLE W	35-17	42,671
10/18	at New England L	10-38	60,474
10/26	at Pittsburgh L	13-26	52,372
11/1	at Cincinnati L	21-34	54,326
11/8	OAKLAND W	17-16	45,519
11/15	at Kansas City L	10-23	73,984
11/22	NEW ORLEANS L	24-27	49,581
11/29	ATLANTA L	27-31	40,201
12/3	CLEVELAND W	17-13	44,502
12/13	at San Francisco L	6-28	55,707
12/20	PITTSBURGH W	21-20	

1982: Won 1, Lost 8 Head Coach: Ed Biles
Thirteenth — American Football Conference

			ATTENDANCE
9/12	at Cincinnati L	6-27	53,268
9/19	SEATTLE W	23-21	43,117
11/21	PITTSBURGH L	10-24	42,338
11/28	at New England L	21-29	33,602
12/5	at N.Y. Giants L	14-17	71,184
12/13	DALLAS L	7-37	51,808
12/19	at Philadelphia L	14-35	44,119
12/26	CLEVELAND L	14-20	36,555
1/2/83	CINCINNATI L	27-35	26,522

1983: Won 2, Lost 14 Head Coach: Ed Biles (First Six Games)
Fourth — Central Division Chuck Studley (10 Games)

			ATTENDANCE
9/4	GREEN BAY L	38-41*	44,073
9/11	at L.A. Raiders L	6-20	37,521
9/18	PITTSBURGH L	28-40	44,150
9/25	at Buffalo L	13-30	60,070
10/2	at Pittsburgh L	10-17	56,901
10/9	DENVER L	14-26	44,209
10/16	at Minnesota L	14-34	58,910
10/23	KANSAS CITY L	10-13*	39,462
10/30	at Cleveland L	19-25*	66,955
11/6	CINCINNATI L	14-55	39,706
11/13	DETROIT W	27-17	40,660
11/20	at Cincinnati L	10-38	46,375
11/27	at Tampa Bay L	24-33	38,625
12/4	MIAMI L	17-24	39,434
12/11	CLEVELAND W	34-27	29,746
12/18	at Baltimore L	10-20	20,418

*Overtime

1984: Won 3, Lost 13 **Head Coach: Hugh Campbell**
Fourth — Central Division

		ATTENDANCE	
9/2	L.A. RAIDERS L	14-24	49,092
9/9	INDIANAPOLIS L	21-35	43,820
9/16	at San Diego L	14-31	52,266
9/23	at Atlanta L	10-42	45,248
9/30	NEW ORLEANS L	10-27	43,108
10/7	at Cincinnati L	3-13	43,637
10/14	at Miami L	10-28	54,435
10/21	SAN FRANCISCO L	21-34	39,900
10/28	CINCINNATI L	13-31	34,010
11/4	at Pittsburgh L	7-35	48,892
11/11	at Kansas City W	17-16	44,464
11/18	N.Y. JETS W	31-20	40,141
11/25	at Cleveland L	10-27	46,077
12/2	PITTSBURGH W	23-20*	39,786
12/9	at L.A. Rams L	16-27	49,092
12/16	CLEVELAND L	20-27	33,676

*Overtime

1985: Won 5, Lost 11 **Head Coach: Hugh Campbell (14 Games)**
Fourth — Central Division **Jerry Glanville (2 Games)**

		ATTENDANCE	
9/8	MIAMI W	26-23	47,656
9/15	at Washington L	13-16	53,553
9/22	at Pittsburgh L	0-20	58,572
9/29	DALLAS L	10-17	49,686
10/6	at Denver L	20-31	74,699
10/13	CLEVELAND L	6-21	38,386
10/20	CINCINNATI W	44-27	35,590
10/27	at St. Louis W	20-10	43,190
11/3	KANSAS CITY W	23-20	41,238
11/10	at Buffalo L	0-20	21,831
11/17	PITTSBURGH L	7-30	45,977
11/24	SAN DIEGO W	37-35	34,336
12/1	at Cincinnati L	27-45	46,140
12/8	N.Y. GIANTS L	14-35	36,576
12/15	at Cleveland L	21-28	50,793
12/22	at Indianapolis L	16-34	55,818

1986: Won 5, Lost 11 **Head Coach: Jerry Glanville**
Fourth — Central Division

		ATTENDANCE	
9/7	at Green Bay W	31-3	54,065
9/14	CLEVELAND L	20-23	46,049
9/21	at Kansas City L	13-27	43,699
9/28	PITTSBURGH L	16-22*	42,001
10/5	at Detroit L	13-24	41,960
10/12	CHICAGO L	7-20	46,026
10/19	at Cincinnati L	28-31	53,844
10/26	L.A. RAIDERS L	17-28	41,641
11/2	at Miami L	7-28	43,804
11/9	CINCINNATI W	32-28	32,130
11/16	at Pittsburgh L	10-21	49,724
11/23	INDIANAPOLIS W	31-17	31,792
11/30	at Cleveland L	10-13*	62,309
12/7	at San Diego L	0-27	40,103
12/14	MINNESOTA W	23-10	32,738
12/21	BUFFALO W	16-7	31,409

*Overtime

1987: Won 9, Lost 6 **Head Coach: Jerry Glanville**
Second — Central Division

		ATTENDANCE	
9/13	LOS ANGELES RAMS . . . W	20-16	33,186
9/20	at Buffalo L	30-34	56,534
10/4	at Denver W	40-10	38,494
10/11	at Cleveland W	15-10	38,927
10/18	NEW ENGLAND L	7-21	26,294
10/25	ATLANTA W	37-33	29,062
11/1	at Cincinnati W	31-29	52,700
11/8	at San Francisco L	20-27	59,740
11/15	at Pittsburgh W	23-3	56,177
11/22	CLEVELAND L	7-40	51,161
11/29	at Indianapolis L	27-51	54,999
12/6	SAN DIEGO W	33-18	31,714
12/13	at New Orleans L	10-24	68,257
12/20	PITTSBURGH W	24-16	38,683
12/27	CINCINNATI W	21-17	49,775

AFC WILD CARD GAME

1/3	SEATTLE W	23-20*	49,622
-----	---------------------	--------	--------

AFC DIVISIONAL PLAYOFF GAME

1/10	at Denver L	10-34	75,968
------	-----------------------	-------	--------

*Overtime

1988: Won 10, Lost 6 **Head Coach: Jerry Glanville**
Second (Tied) — Central Division

			ATTENDANCE	
9/4	at Indianapolis	W	17-14*	57,251
9/11	LOS ANGELES RAIDERS	W	38-35	46,050
9/18	at New York Jets	L	3-45	64,683
9/25	NEW ENGLAND	W	31-6	38,646
10/2	at Philadelphia	L	23-32	64,692
10/9	KANSAS CITY	W	7-6	39,134
10/16	at Pittsburgh	W	34-14	52,229
10/23	at Cincinnati	L	21-44	54,659
10/30	WASHINGTON	W	41-17	48,781
11/7	CLEVELAND	W	24-17	51,467
11/13	at Seattle	L	24-27	60,446
11/20	PHOENIX	W	38-20	43,843
11/24	at Dallas	W	25-17	50,845
12/4	PITTSBURGH	L	34-37	47,791
12/11	CINCINNATI	W	41-6	50,269
12/18	at Cleveland	L	23-28	74,610

AFC WILD CARD GAME

12/24	at Cleveland	W	24-23	74,977
-------	--------------	---	-------	--------

AFC DIVISIONAL PLAYOFF GAME

1/1	at Buffalo	L	10-17	79,532
-----	------------	---	-------	--------

*Overtime

1989: Won 9, Lost 7 **Head Coach: Jerry Glanville**
Second (Tied) — Central Division

			ATTENDANCE	
9/10	at Minnesota	L	7-38	54,015
9/17	at San Diego	W	34-27	42,013
9/24	BUFFALO	L	41-47*	57,278
10/1	MIAMI	W	39-7	53,326
10/8	at New England	L	13-23	59,828
10/15	at Chicago	W	33-28	64,383
10/22	PITTSBURGH	W	27-0	59,091
10/29	at Cleveland	L	17-28	78,765
11/5	DETROIT	W	35-31	48,056
11/13	CINCINNATI	W	26-24	60,694
11/19	L.A. RAIDERS	W	23-7	59,198
11/26	at Kansas City	L	0-34	51,342
12/3	at Pittsburgh	W	23-16	40,541
12/10	TAMPA BAY	W	20-17	54,532
12/17	at Cincinnati	L	7-61	47,510
12/23	CLEVELAND	L	20-24	58,852

AFC WILD CARD GAME

12/31	PITTSBURGH	L	23-26*	58,306
-------	------------	---	--------	--------

*Overtime

1990: Won 9, Lost 7 **Head Coach: Jack Pardee**
First (Tied) — Central Division

			ATTENDANCE	
9/9	at Atlanta	L	27-47	56,222
9/16	at Pittsburgh	L	9-20	54,814
9/23	INDIANAPOLIS	W	24-10	50,093
9/30	at San Diego	W	17-7	48,762
10/7	SAN FRANCISCO	L	21-24	59,931
10/14	CINCINNATI	W	48-17	53,501
10/21	NEW ORLEANS	W	23-10	57,908
10/28	NEW YORK JETS	L	12-17	56,337
11/4	at Los Angeles Rams	L	13-17	52,628
11/18	at Cleveland	W	35-23	76,726
11/26	BUFFALO	W	27-24	60,130
12/2	at Seattle	L	10-13*	57,592
12/9	CLEVELAND	W	58-14	54,469
12/16	at Kansas City	W	27-10	61,756
12/23	at Cincinnati	L	20-40	60,044
12/30	PITTSBURGH	W	34-14	56,906

AFC WILD CARD GAME

1/6	at Cincinnati	L	14-41	60,012
-----	---------------	---	-------	--------

*Overtime

PRE-SEASON SCORES

Date	Hou.	Opp.	Date	Hou.	Opp.
1960 (2-3)			1967 (0-4)		
8/6	Dallas	10 27	8/5	KANSASCITY	9 34
	(Tulsa, OK)		8/12	at Oakland	7 24
8/13	at L.A. Chargers	13 22	8/26	N.Y. Jets	7 13
8/20	DENVER	42 3		(Charlotte, NC)	
8/26	N.Y. Titans	30 14	9/2	DALLAS	17 30
	(Mobile, AL)				
9/12	at Dallas	3 24	1968 (4-1)		
1961 (3-2)			8/1	WASHINGTON	9 3
8/6	at San Diego	14 27	8/12	N.Y. JETS	28 14
8/11	Oakland	35 17	8/18	NEW ORLEANS	24 23
	(Honolulu, HI)		8/23	Buffalo	37 7
8/18	San Diego	28 42		(Tulsa, OK)	
	(Honolulu, HI)		8/31	DALLAS	19 33
8/25	N.Y. Titans	30 20	1969 (3-2)		
	(Greenville, SC)		8/2	BUFFALO	24 7
9/1	Denver	42 20	8/15	BALTIMORE	29 33
	(Mobile, AL)		8/22	CHICAGO	19 17
1962 (4-1)			8/28	DALLAS	11 14
8/4	N.Y. TITANS	33 27	9/6	at New Orleans	30 14
8/10	Denver	33 17	1970 (2-4)		
	(Atlanta, GA)		8/8	CHICAGO	13 23
8/18	Boston	20 10	8/15	NEW ORLEANS	10 19
	(New Orleans, LA)		8/22	MINNESOTA	7 14
8/23	Buffalo	14 21	8/29	DALLAS	37 21
	(Mobile, AL)		9/5	at L.A. Rams	3 20
8/31	Dallas	34 31	9/13	at Philadelphia	27 7
	(Miami, FL)		1971 (4-3)		
1963 (3-2)			7/31	L.A. Rams	6 17
8/3	at Denver	10 27		(Canton, OH)	
8/9	N.Y. Jets	17 0	8/9	N.Y. GIANTS	35 6
	(Shreveport, LA)		8/14	at St. Louis	14 16
8/14	Boston	21 20	8/21	PHILADELPHIA	21 17
	(Lowell, MA)		8/26	DALLAS	20 28
8/22	SAN DIEGO	3 21	9/4	CHICAGO	37 17
8/31	Kansas City	23 17	9/12	at New Orleans	24 17
	(Wichita, KS)		1972 (2-3-1)		
1964 (1-4)			8/5	at Dallas	24 25
8/9	at Boston	38 7	8/10	at Chicago	17 20
8/15	San Diego	36 44	8/19	GREEN BAY	20 3
	(Little Rock, AR)		8/24	ST. LOUIS	33 24
8/20	DENVER	20 32	9/4	at Minnesota	14 26
8/29	Oakland	20 34	9/10	NEW ORLEANS	14 14
	(Las Vegas, NV)		1973 (2-4)		
9/3	KANSAS CITY	17 27	8/3	N.Y. JETS	13 16
1965 (5-0)			8/11	CHICAGO	7 34
8/7	N.Y. Jets	21 16	8/18	at Green Bay	14 33
	(Alexandria, VA)		8/23	DALLAS	27 24
8/14	at Buffalo	29 7	9/1	BALTIMORE	20 9
8/21	BOSTON	27 6	9/9	at New Orleans	10 16
8/28	Denver	25 3	1974 (3-3)		
	(San Antonio, TX)		8/3	N.Y. GIANTS	16 7
9/4	San Diego	13 10	8/9	at Washington	48 3
	(Little Rock, AR)		8/17	at Dallas	13 19
1966 (1-3)			8/26	ATLANTA	6 10
8/12	OAKLAND	26 17	8/31	CHICAGO	37 20
8/13	N.Y. Jets	10 16	9/7	NEW ORLEANS	16 24
	(Birmingham, AL)				
8/20	Buffalo	16 28			
	(Little Rock, AR)				
8/27	at Kansas City	20 31			

Date	Hou. Opp.	Date	Hou. Opp.
1975 (3-3)		1983 (0-4)	
8/9	at New Orleans 13 7	8/4	BALTIMORE 0 15
8/16	WASHINGTON 24 13	8/13	TAMPA BAY 17 23
8/23	at Denver 21 27	8/20	at New Orleans 13 20
8/30	DALLAS 14 17	8/27	at Dallas Cowboys 31 34
9/8	BALTIMORE 21 26	1984 (1-3)	
9/13	at Chicago 24 13	8/4	at Tampa Bay 17 30
1976 (0-6)		8/11	N.Y. JETS 36 17
8/2	at Kansas City (OT) 3 9	8/18	NEW ORLEANS 19 31
8/7	NEW ORLEANS 10 13	8/25	at Dallas 24 31
8/14	N.Y. GIANTS 14 30	1985 (1-4)	
8/21	N.Y. JETS 24 27	8/3	N.Y. Giants 20 21
8/28	MIAMI 6 10	(Canton, OH)	
9/4	at Dallas (OT) 20 26	8/10	at L.A. Rams 3 7
1977 (2-4)		8/17	at New Orleans 23 20
8/8	at Oakland 0 40	8/24	KANSAS CITY 19 24
8/14	BALTIMORE 7 14	8/31	at Dallas 10 20
8/20	CHICAGO 10 14	1986 (4-0)	
8/29	SAN FRANCISCO 17 3	8/5	at L.A. Rams 17 14
9/3	DALLAS 23 14	8/16	BUFFALO 23 20
9/10	at New Orleans 16 20	8/23	NEW ORLEANS 24 13
1978 (1-3)		8/30	at Dallas 17 14
8/5	DENVER 12 17	1987 (2-2)	
8/14	PHILADELPHIA 10 28	8/13	KANSAS CITY 20 32
8/19	at Dallas 27 13	8/22	at New Orleans 16 13
8/26	NEW ORLEANS 3 17	8/29	at Indianapolis 6 17
1979 (1-3)		9/5	at Dallas 18 13
8/2	N.Y. JETS 14 21	1988 (4-0)	
8/12	ST. LOUIS 9 7	8/4	BUFFALO 13 9
8/18	at Dallas 13 16	8/13	New England 27 14
8/24	at New Orleans 7 10	(Memphis, TN)	
1980 (2-2)		8/20	at L.A. Rams 20 17
8/11	TAMPA BAY 7 21	8/27	at Dallas 54 10
8/17	NEW ORLEANS 20 17	1989 (2-2)	
8/23	at Dallas 13 20	8/12	at Tampa Bay 23 41
8/28	BUFFALO 24 7	8/19	Miami 26 10
1981 (1-3)		(Jacksonville, FL)	
8/6	PHILADELPHIA 13 10	8/26	L.A. Raiders 23 21
8/15	at New Orleans 7 27	(Oakland, CA)	
8/22	at Tampa Bay 17 27	9/2	at Dallas 28 30
8/29	at Dallas 20 28	1990 (1-3)	
1982 (2-2)		8/9	DETROIT 10 34
8/12	NEW ORLEANS 22 20	8/18	N.Y. GIANTS 10 13
8/22	N.Y. JETS 16 33	8/26	at Minnesota 21 22
8/28	TAMPA BAY 21 6	9/1	at Dallas 27 6
9/4	at Dallas 14 20		



OILERS VS. THE NFL

h denotes home games

ATLANTA FALCONS

	OILERS	OPP.
1972	10	20
1976h	20	14
1978	14	20
1981h	27	31
1984	10	42
1987h	37	33
1990	27	47

Atlanta 5, Houston 2
(h: 2-1, a: 0-4)

BUFFALO BILLS

	OILERS	OPP.
1960	24	25
1960h	31	23
1961h	12	22
1961	28	16
1962	28	23
1962h	17	14
1963	31	20
1963h	28	14
1964h	17	48
1964	10	24
1965	19	17
1965h	18	29
1966	20	27
1966h	20	42
1967	20	3
1967h	10	3
1968	30	7
1968h	35	6
1969	17	3
1969h	28	14
1971	20	14
1974	21	9
1976	13	3
1978h	17	10
1983	13	30
1985	0	20
1986h	16	7
1987	30	34
1988	10	17*
1989h	41	47**
1990h	27	24

Houston 19, Buffalo 12
(h: 9-5, a: 10-7)

*AFC playoff

**Overtime

CHICAGO BEARS

	OILERS	OPP.
1973	14	35
1977h	47	0
1980	10	6
1986h	7	20
1989	33	28

Houston 3, Chicago 2
(h: 1-1, a: 2-1)

CINCINNATI BENGALS

	OILERS	OPP.
1968	27	17
1969h	31	31
1970	20	13

1970h	20	30
1971h	10	6
1971	13	28
1972	7	30
1972h	17	61
1973	10	24
1973h	24	27
1974	34	21
1974h	20	3
1975h	19	21
1975	19	23
1976h	7	27
1976	27	31
1977	10	13*
1977h	21	16
1978	13	28
1978h	17	10
1979	30	27*
1979h	42	21
1980	13	10
1980h	23	3
1981h	17	10
1981	21	34
1982	6	27
1982h	27	35
1983h	14	55
1983	10	38
1984	3	13
1984h	13	31
1985h	44	27
1985	27	45
1986	28	31
1986h	32	28
1987	31	29
1987h	21	17
1988	21	44
1988h	41	6
1989h	26	24
1989	7	61
1990h	48	17
1990	20	40
1990	14	41**

Cincinnati 25, Houston 19
(1 tie)

(h: 13-8-1, a: 6-17)

*Overtime

**AFC Wild Card Game

CLEVELAND BROWNS

	OILERS	OPP.
1970	14	28
1970h	10	21
1971	0	31
1971h	24	37
1972h	17	23
1972	0	20
1973	13	42
1973h	13	23
1974	7	20
1974h	28	24
1975	40	10
1975h	21	10
1976h	7	21
1976	10	13
1977h	23	24
1977	19	15
1978	16	13
1978h	14	10
1979h	31	10
1979	7	14

1980	16	7
1980h	14	17
1981	9	3
1981h	17	13
1982h	14	20
1983	19	25*
1983h	34	27
1984	10	27
1984h	20	27
1985h	6	21
1985	21	28
1986h	20	23
1986	10	13*
1987	15	10
1987h	7	40
1988h	24	17
1988	23	28
1988	24	23**
1989	17	28
1989h	20	24
1990	35	23
1990h	58	14

Cleveland 26, Houston 16
(h: 8-13, a: 8-13)

*Overtime

**AFC Wild Card Game

DALLAS COWBOYS

	OILERS	OPP.
1970	10	52
1974h	0	10
1979	30	24
1982h	7	37
1985h	10	17
1988	25	17

Dallas 4, Houston 2
(h: 0-3, a: 2-1)

DENVER BRONCOS

	OILERS	OPP.
1960	45	25
1960h	20	10
1961	55	13
1961h	45	14
1962	10	20
1962h	34	17
1963h	20	14
1963	33	24
1964	38	17
1964	34	15
1965	17	28
1965h	21	31
1966h	45	7
1966	38	40
1967h	10	6
1967	20	18
1968h	38	17
1969h	24	21
1969	20	20
1970h	31	21
1972	17	30
1973h	20	48
1974	14	38
1976h	17	3
1977h	14	24
1979h	13	7*
1980	20	16
1983h	14	26
1985	20	31
1987	40	10
1987	10	34*

Houston 19, Denver 11 (1 tie)
(h: 11-4, a: 8-7-1)

*AFC Playoff

DETROIT LIONS

	OILERS	OPP.
1971h	7	31
1975h	24	8
1983h	27	17
1986	13	24
1989h	35	31

Houston 3, Detroit 2
(h: 3-1, a: 0-1)

GREEN BAY PACKERS

	OILERS	OPP.
1972h	10	23
1977	16	10
1980	22	3
1983h	38	41*
1986	31	3

Houston 3, Green Bay 2
(h: 0-2, a: 3-0)

*Overtime

INDIANAPOLIS COLTS

	OILERS	OPP.
1970h	20	24
1973	31	27
1976	14	38
1979	28	16
1980h	21	16
1983	10	20
1984h	21	35
1985	16	34
1986h	31	17
1987	27	51
1988	17	14*
1990h	24	10

Houston 6, Indianapolis 6
(h: 3-2, a: 3-4)

*Overtime

KANSAS CITY CHIEFS

	OILERS	OPP.
1960h	20	10
1960	0	24
1961	21	26
1961h	38	7
1962	14	6
1962h	7	31
1962h	17	20*
1963	7	28
1963h	28	7
1964	7	28
1964h	19	28
1965h	38	36
1965	21	52
1966	23	48
1967h	20	25
1967	24	19
1968h	21	26
1968	10	24
1969	0	24
1970	9	24
1971h	16	20
1973	14	39
1974h	7	17
1975	17	13
1977h	34	20
1978	20	17
1979h	20	6
1980	20	21
1981	10	23
1983h	10	13

1984	17	16
1985h	23	20
1986	13	27
1988h	7	6
1989	0	34
1990	27	10

Kansas City 22, Houston 14
(h: 8-8, a: 6-14)

*AFL Championship game

LOS ANGELES RAIDERS

	OILERS	OPP.
1960	37	22
1960h	13	14
1961h	55	0
1961	47	16
1962	28	20
1962h	32	17
1963h	13	24
1963	49	52
1964h	42	28
1964	10	20
1965	17	21
1965h	21	33
1966h	31	0
1966	23	38
1967h	7	19
1967	7	40*
1968h	15	24
1969	17	21
1969h	7	56**
1971	21	41
1972h	0	34
1973h	6	17
1975h	27	26
1976h	13	14
1977	29	34
1978	17	21
1979h	31	17
1980	7	27***
1981h	17	16
1983	6	20
1984h	14	24
1986h	17	28
1988h	38	35
1989h	23	7

L.A. Raiders 22, Houston 12
(h: 9-11, a: 3-11)

*AFL Championship game

**AFL Playoff

***AFC Wild Card

LOS ANGELES RAMS

	OILERS	OPP.
1973h	26	31
1978h	6	10
1981	27	20
1984	16	27
1987h	20	16
1990	13	17

L.A. Rams 4, Houston 2
(h: 1-2, a: 1-2)

MIAMI DOLPHINS

	OILERS	OPP.
1966h	13	20
1966	28	29
1967h	17	14
1967	41	10

1968	24	10
1968h	7	24
1969h	22	10
1969	32	7
1970h	10	20
1972	13	34
1975h	20	19
1977	7	27
1978h	35	30
1978	17	9*
1979	9	6
1981h	10	16
1983h	17	24
1984	10	28
1985h	23	20
1986	7	28
1989h	39	7

Houston 11, Miami 10
(h: 6-5, a: 5-5)

*AFC Playoff

MINNESOTA VIKINGS

	OILERS	OPP.
1974	10	51
1980h	20	16
1983	14	34
1986h	23	10
1989	7	38

Minnesota 3, Houston 2
(h: 2-0, a: 0-3)

NEW ENGLAND PATRIOTS

	OILERS	OPP.
1960	24	10
1960h	37	21
1961	31	31
1961h	27	15
1962	21	34
1962h	21	17
1963	3	45
1963h	28	46
1964	24	25
1964h	17	34
1965h	31	10
1965	14	42
1966	21	27
1966h	14	38
1967	7	18
1967h	27	6
1968	16	0
1968h	45	17
1969	0	24
1969h	27	23
1971	20	28
1973h	0	32
1975	7	0
1978	26	23
1978	31	14*
1980h	38	34
1981	10	38
1982	21	29
1987h	7	21
1988h	31	6
1989	13	23

New England 16, Houston 14
(1 tie)

(h: 9-5, a: 5-11-1)

*AFC Playoff

NEW ORLEANS SAINTS

	OILERS	OPP.
1971h	13	13
1976	31	26
1978	17	12
1981h	24	27
1984h	10	27
1987	10	24
1990h	23	10

Houston 3, New Orleans 3
(1 tie)

(h: 1-2-1, a: 2-1)

NEW YORK GIANTS

	OILERS	OPP.
1973	14	34
1982	14	17
1985h	14	35

N.Y. Giants 3, Houston 0

(h: 0-1, a: 0-2)

NEW YORK JETS

	OILERS	OPP.
1960h	27	21
1960	42	28
1961h	49	13
1961	48	21
1962h	56	17
1962	44	10
1963	17	24
1963h	31	27
1964	21	24
1964h	33	17
1965h	27	21
1965	14	41
1966	13	52
1966h	24	0
1967	28	28
1968h	14	20
1968	7	26
1969	17	26
1969h	26	34
1972h	26	20
1974	27	22
1977h	20	0
1979h	27	24
1980	28	31*
1981	17	31
1984h	31	20
1988	3	45
1990h	12	17

Houston 15, N.Y. Jets 12 (1 tie)

(h: 11-3, a: 4-9-1)

*Overtime

PHILADELPHIA EAGLES

	OILERS	OPP.
1972h	17	18
1979h	20	26
1982	14	35
1988	23	32

Philadelphia 4, Houston 0

(h: 0-2, a: 0-2)

PHOENIX CARDINALS

	OILERS	OPP.
1970	0	44
1974h	27	31
1979h	17	24
1985	20	10
1988h	38	20

Phoenix 3, Houston 2

(h: 1-2, a: 1-1)

PITTSBURGH STEELERS

	OILERS	OPP.
1970	19	7
1970h	3	7
1971	16	23
1971h	29	3
1972	7	24
1972h	3	9
1973h	7	36
1973	7	33
1974h	7	13
1974	13	10
1975	17	24
1975h	9	32
1976	16	32
1976h	0	21
1977h	27	10
1977	10	27
1978	24	17
1978h	3	13
1978	5	34*
1979	7	38
1979h	20	17
1979	13	27*
1980	17	31
1980h	6	0
1981	13	26
1981h	21	20
1982h	10	24
1983h	28	40
1983	10	17
1984	7	35
1984h	23	20**
1985	0	20
1985h	7	30
1986h	16	22**
1986	10	21
1987	23	3
1987h	24	16
1988	34	14
1988h	34	37
1989h	27	0
1989	23	16
1989h	23	26***
1990	9	20
1990h	34	14

Pittsburgh 29, Houston 15

(h: 9-13, a: 6-16)

*AFC Championship game

**Overtime

***AFC Wild Card game (overtime)

SAN DIEGO CHARGERS

	OILERS	OPP.
1960h	38	28
1960	21	24
1960h	24	16**
1961	24	34
1961h	33	13
1961	10	3**

1962	42	17
1962h	33	27
1963	0	27
1963h	14	20
1964	21	27
1964h	17	20
1965	14	31
1965h	26	37
1966h	22	28
1967	3	13
1967h	24	17
1968	14	30
1969h	17	21
1970	31	31
1971h	49	33
1972	20	34
1974h	21	14
1975h	33	17
1976	27	30
1978h	24	45
1979	17	14*
1984	14	31
1985h	37	35
1986	0	27
1987h	33	18
1989	34	27
1990	17	7

San Diego 17, Houston 15
(1 tie)

(h: 10-6, a: 5-11-1)

*AFC Playoff

**AFL Championship game

SAN FRANCISCO 49ers

	OILERS	OPP.
1970h	20	30
1975	27	13
1978h	20	19
1981	6	28
1984h	21	34
1987	20	27
1990h	21	24

San Francisco 5, Houston 2
(h: 1-3, a: 1-2)

SEATTLE SEAHAWKS

	OILERS	OPP.
1977	22	10
1979	14	34
1980h	7	26
1981h	35	17
1982h	23	21
1987h	23	20*
1988	24	27
1990	10	13**

Houston 4, Seattle 4

(h: 3-1, a: 1-3)

*AFC Wild Card game (overtime)

**Overtime

TAMPA BAY BUCCANEERS

	OILERS	OPP.
1976h	20	0
1980h	20	14
1983	24	33
1989h	20	17

Houston 3, Tampa Bay 1

(h: 3-0, a: 0-1)

WASHINGTON REDSKINS

	OILERS	OPP.
1971	13	22
1975h	13	10
1979	29	27
1985	13	16
1988h	41	17

Houston 3, Washington 2

(h: 2-0, a: 1-2)



COMPOSITE RECORDS

(1960-90)

AFC

Opponent	Reg. Season	Playoffs	Pre-season	Total
Buffalo	19-11-0	0-1-0	5-2-0	24-14-0
Cincinnati	19-24-1	0-1-0	—	19-25-1
Cleveland	15-26-0	1-0-0	—	16-26-0
Denver	18-10-1	1-1-0	3-4-0	22-15-1
Indianapolis	6-6-0	—	1-5-0	7-11-0
Kansas City	14-21-0	0-1-0	2-8-0	16-30-0
Los Angeles Raiders	12-19-0	0-3-0	3-3-0	15-25-0
Miami	10-10-0	1-0-0	1-1-0	12-11-0
New England	13-16-1	1-0-0	1-0-0	15-16-1
New York Jets	15-12-1	—	4-6-0	19-18-1
Pittsburgh	15-26-0	0-3-0	—	15-29-0
San Diego	12-17-1	3-0-0	1-4-0	16-21-1
Seattle	3-4-0	1-0-0	—	4-4-0
Totals	171-202-5	8-10-0	2-33-0	200-240-5

NFC

Opponent	Reg. Season	Playoffs	Pre-season	Total
Atlanta	2-5-0	—	0-1-0	2-6-0
Chicago	3-2-0	—	4-4-0	7-6-0
Dallas	2-4-0	—	9-16-0	11-20-0
Detroit	3-2-0	—	0-1-0	3-3-0
Green Bay	3-2-0	—	1-1-0	4-3-0
Los Angeles Rams	2-4-0	—	2-3-0	4-7-0
Minnesota	2-3-0	—	0-3-0	2-6-0
New Orleans	3-3-1	—	9-10-1	12-13-2
New York Giants	0-3-0	—	2-3-0	2-6-0
Philadelphia	0-4-0	—	3-1-0	3-5-0
Phoenix	2-3-0	—	2-1-0	4-4-0
San Francisco	2-5-0	—	1-0-0	3-5-0
Tampa Bay	3-1-0	—	1-5-0	4-6-0
Washington	3-2-0	—	3-0-0	6-2-0
Totals	30-43-1	—	37-49-1	67-92-2

ALL-TIME COACHES' RECORDS

(Regular Season Only)

YEAR	HEAD COACH	W-L-T
1960-61 (a)	Lou Rimkus	11-7-1
1961, 1966-70 (b)	Wally Lemm	37-38-4
1962-63	Frank "Pop" Ivy	17-11-0
1964	Sammy Baugh	4-10-0
1965	Hugh "Bones" Taylor	4-10-0
1971	Ed Hughes	4-9-1
1972-73 (c)	Bill Peterson	1-18-0
1973-74 (d)	Sid Gillman	8-20-0
1975-80	O.A. "Bum" Phillips	55-35-0
1981-83 (e)	Ed Biles	8-23-0
1983 (f)	Chuck Studley	2-8-0
1984-85 (g)	Hugh Campbell	8-22-0
1985-89 (h)	Jerry Glanville	33-32-0
1990	Jack Pardee	9-7

(a) First five games of 1961
 (b) Final nine games of 1961
 (c) First five games of 1973
 (d) Final nine games of 1973

(e) First six games of 1983
 (f) Final ten games of 1983
 (g) First 14 games of 1985
 (h) Final two games of 1985

PRO BOWL OILERS

(AFL All-Star Game 1961-69, AFC-NFC Pro Bowl 1970-91)

1961

None Selected

1962

CB Tony Banfield (1)
QB George Blanda (1)
RB Billy Cannon
DE Don Floyd (1)
WR Charlie Hennigan (1)
DT Ed Husmann (1)
T Al Jamison (1)
DB Mark Johnston
WR Bob McLeod
LB Dennit Morris
C Bob Schmidt (1)
FB Charlie Tolar (1)

1963

CB Tony Banfield (2)
QB George Blanda (2)
WR Willard Dewveall
DE Don Floyd (2)
DB Fred Glick (1)
WR Charlie Hennigan (2)
DT Ed Husmann (2)
T Al Jamison (2)
T Rich Michael (1)
S Jim Norton (1)
C Bob Schmidt (2)
G Bob Talamini (1)
FB Charlie Tolar (2)

1964

CB Tony Banfield (3)
QB George Blanda (3)
DB Fred Glick (2)
WR Charlie Hennigan (3)
DT Ed Husmann (3)
T Rich Michael (2)
S Jim Norton (2)
C Bob Schmidt (3)
G Bob Talamini (2)

1965

RB Sid Blanks
DB Fred Glick (3)
WR Charlie Hennigan (4)
DB Pete Jaquess
G Bob Talamini (3)

1966

RB Ode Burrell
WR Charlie Hennigan (5)
G Bob Talamini (4)

1967

TE Charlie Frazier
CB W.K. Hicks
G Bob Talamini (5)

1968

RB Woodie Campbell*
CB Miller Farr (1)
FB Hoyle Granger (1)
DE Pat Holmes (1)
S Jim Norton (3)
T Walt Suggs (1)
G Bob Talamini (6)
LB George Webster* (1)

1969

G Sonny Bishop
LB Garland Boyette (1)
CB Miller Farr (2)
FB Hoyle Granger (2)
T Glen Ray Hines (1)
DE Pat Holmes (2)
S Ken Houston (1)
C Bobby Maples
TE Alvin Reed (1)
T Walt Suggs (2)
LB George Webster (2)

1970

WR Jim Bierne
DE Elvin Bethea (1)
LB Garland Boyette (2)
CB Miller Farr (3)
T Glen Ray Hines (2)
S Ken Houston (2)
WR Jerry LeVias
CB Zeke Moore (1)
TE Alvin Reed (2)
LB George Webster* (3)

1971

S Ken Houston (3)
CB Zeke Moore (2)

1972

DE Elvin Bethea (2)
S Ken Houston (4)

1973

DE Elvin Bethea (3)
S Ken Houston (5)

1974

DE Elvin Bethea (4)

1975

DE Elvin Bethea (5)

1976

DE Elvin Bethea (6)
WR Ken Burrough (1)
DT Curley Culp (1)
KR Billy Johnson (1)
QB Dan Pastorini

1977

LB Robert Brazile (1)
 DT Curley Culp (2)

1978

LB Robert Brazile (2)
 WR Ken Burrough (2)
 DT Curley Culp (3)
 KR Billy Johnson (2)

1979

DE Elvin Bethea (7)
 LB Robert Brazile (3)
 RB Earl Campbell (1)
 DT Curley Culp (4)

1980

DE Elvin Bethea (8)
 LB Robert Brazile (4)
 RB Earl Campbell (2)
 PK Toni Fritsch
 T Leon Gray (1)
 S Mike Reinfeldt

1981

LB Robert Brazile (5)
 RB Earl Campbell (3)
 TE Dave Casper
 CB Greg Stemrick

1982

LB Robert Brazile (6)
 RB Earl Campbell (4)
 T Leon Gray (2)
 KR Carl Roaches

1983

LB Robert Brazile (7)

1984

RB Earl Campbell (5)

1985

G Mike Munchak (1)

1986

G Mike Munchak (2)

1987

None Selected

1988

S Keith Bostic (1)
 G Mike Munchak (3)
 RB Mike Rozier (1)

1989

S Keith Bostic (2)
 DE Ray Childress (1)
 LB John Grimsley
 WR Drew Hill* (1)
 G Bruce Matthews (1)
 QB Warren Moon (1)
 G Mike Munchak (4)
 RB Mike Rozier (2)

1990

G Bruce Matthews (2)
 QB Warren Moon (2)
 G Mike Munchak (5)

1991

DT Ray Childress (2)
 WR Ernest Givins
 WR Drew Hill (2)
 G Bruce Matthews (3)
 QB Warren Moon (3)
 G Mike Munchak (6)

*Selected, but did not play



OILER HONORS

ALL-AFL

- Tony Banfield (cornerback)** — AP 1961-63; SN 1961-62
George Blanda (quarterback) — AP 1961; SN 1961
Billy Cannon (halfback) — AP 1961; SN 1961
Miller Farr (cornerback) — AP 1967-68; SN 1967-69; PFW 1967-69
Don Floyd (defensive end) — AP 1961-62; SN 1962
Willie Frazier (tight end) — AP 1965; SN 1965
Fred Glick (defensive back) — AP 1963; SN 1963-64
Hoyle Granger (running back) — PFW 1967
Bill Groman (wide receiver) — SN 1961
Charlie Hennigan (wide receiver) — AP 1961-62, 1964; SN 1961-62, 1964
Pat Holmes (defensive end) — AP 1967; PFW 1967
Ed Husmann (defensive tackle) — AP 1962
Al Jamison (tackle) — AP 1960-62; SN 1961
Mark Johnston (safety) — AP 1960
Alvin Reed (tight end) — SN 1968-69
Dave Smith (fullback) — AP 1960
Walter Suggs (tackle) — SN 1967-68; PFW 1967
Bob Talamini (tackle) — AP 1963, 1965, 1967; SN 1962-67
George Webster (linebacker) — AP 1967-69; SN 1967-69; PFW 1967-69

OTHER AFL HONORS

- George Blanda (quarterback)** — SN 1961 American Football League Player of Year
George Blanda (placekicker) — SN American Football League All-Time All-Star Team
George Webster (linebacker) — SN American Football League All-Time All-Star Team

ALL-PRO AFL/NFL

- Miller Farr (cornerback)** — PFW 1968
George Webster (linebacker) — PFW 1968

ALL-NFL FIRST TEAM

- Elvin Bethea (defensive end)** — SN 1972; PFWA 1975
Robert Brazile (linebacker) — SN 1976, 1978-80; PFW 1976, 1978-80; AP 1978-79; PFWA 1980
Earl Campbell (running back) — AP 1978-80; SN 1978-80; PFW 1978-80; PFWA 1978-80
Ray Childress (defensive lineman) — FN 1986, 1988, 1990; PFWA 1990; SN 1990
Curly Culp (defensive tackle) — AP 1975; SN 1975; PFW 1975
Toni Fritsch (placekicker) — AP 1979; SN 1979
Leon Gray (tackle) — AP 1979-80; SN 1979-80; PFW 1979-80; PFWA 1979-80
Drew Hill (wide receiver) — FN 1990
Ken Houston (safety) — SN 1971; PFW 1971
Billy Johnson (kick returner) — PFW 1975, 1977; AP 1977
Bruce Matthews (guard) — AP 1988-90; FN 1988-89; SN 1988-90; PFW 1988-90; PFWA 1988, 1990
Warren Moon (quarterback) — FN 1989-90; SN 1990
Mike Munchak (guard) — FN 1985, 1987, 1990; AP 1987; SN 1987; PFW 1987, 1989; PFWA 1987, 1989

Mike Reinfeldt (safety) — AP 1979; SN 1979; PFW 1979; PFWA 1979

Eugene Seale (special teams) — PFW 1988

ALL-NFL SECOND TEAM

Elvin Bethea (defensive end) — AP 1975, 1978-79

Keith Bostic (safety) — AP 1987

Robert Brazile (linebacker) — AP 1976-77, 1980-81

Ken Burrough (wide receiver) — AP 1977

Ray Childress (defensive end) — AP 1988-90

Curly Culp (defensive tackle) — AP 1978-79

Ernest Givins (wide receiver) — AP 1990

Billy Johnson (kick returner) — PFWA 1975

Bruce Matthews (guard) — PFWA 1989

Warren Moon (quarterback) — AP 1990

Mike Munchak (guard) — AP 1985, 1988-90

ALL-AFC

Elvin Bethea (defensive end) — PFW 1971, 1974, 1978

Keith Bostic (safety) — PFW 1987; UPI 1987

Robert Brazile (linebacker) — PFW 1976, 1978-80; UPI 1980, 1981 (second team)

Earl Campbell (running back) — PFW 1978-80; UPI 1978-80, 1981 (second team)

Ray Childress (defensive end) — PFW 1988; UPI 1988-89, 1990 (second team); FN 1990

Curly Culp (defensive end) — AP 1975; PFW 1975-77

Toni Fritsch (placekicker) — PFW 1979

Ernest Givins (wide receiver) — UPI 1990

Leon Gray (tackle) — PFW 1979-80; UPI 1979-80

John Grimsley (linebacker) — UPI 1989 (second team)

Drew Hill (wide receiver) — UPI 1988, 1990 (second team); PFW 1990; FN 1990

Ken Houston (safety) — PFW 1970-71

Billy Johnson (kick returner) — PFW 1975, 1977

Bruce Matthews (guard) — PFW 1988-90; UPI 1989-90

Greg Montgomery (punter) — PFW 1989; UPI 1989

Warren Moon (quarterback) — UPI 1988 (second team), 1989-90; PFW 1990; FN 1990

Mike Munchak (guard) — UPI 1984, 1985 (second team), 1987, 1988 (second team), 1989, 1990 (second team); PFW 1984, 1987-89; FN 1985, 1990

Alvin Reed (tight end) — PFW 1970

Mike Reinfeldt (safety) — PFW 1979; UPI 1979

Carl Roaches (kick returner) — PFW 1981

Mike Rozier (running back) — UPI 1987 (second team)

Eugene Seale (special teams) — PFW 1988

Tim Smith (wide receiver) — PFW 1983

Tony Zendejas (placekicker) — UPI 1989 (second team)

ALL-ROOKIE

Jesse Baker (defensive end) — PFW 1979; PFWA 1979; UPI 1979

Gregg Bingham (linebacker) — PFW 1973

Steve Brown (kick returner) — PFW 1983

Earl Campbell (running back) — PFW 1978; PFWA 1978; UPI 1978

Rob Carpenter (running back) — PFW 1977

Ray Childress (defensive end) — PFWA 1985

Bill Currier (safety) — PFW 1977

Ernest Givins (wide receiver) — PFW 1986; PFWA 1986; UPI 1986

Bruce Matthews (guard) — PFW 1983; PFWA 1983
John Matuszak (defensive tackle) — PFW 1973
Bubba McDowell (safety) — PFW 1989
Warren Moon (quarterback) — PFW 1984
Guy Murdock (center) — PFW 1972
Vernon Perry (safety) — PFW 1979
George Reihner (guard) — PFW 1977
Carl Roaches (kick returner) — PFW 1980; UPI 1980
Harvey Salem (tackle) — PFW 1983; PFWA 1983
Brian Sochia (nose tackle) — PFW 1983
Dean Steinkuhler (tackle) — PFWA 1984

ROOKIE OF THE YEAR

Jesse Baker (defensive end) — PFW 1979 (AFC Def.), PFW 1979 (NFL Def.)
Robert Brazile (linebacker) — SN 1975 (AFC Def.)
Earl Campbell (running back) — AP 1978 (NFL); SN 1978 (AFC); PFW 1978 (NFL Off.)
George Webster (linebacker) — SN 1967 (AFL)

AFC PLAYER OF THE YEAR

Earl Campbell (running back) — FN 1978; SN 1978-80
Warren Moon (quarterback) — FN 1989

NFL OFFENSIVE PLAYER OF THE YEAR

Earl Campbell (running back) — PFWA 1978; AP 1978-80; PFW 1979
Warren Moon (quarterback) — AP 1990; UPI 1990

NFL MOST VALUABLE PLAYER

Earl Campbell (running back) — NEA 1978; AP 1979; PFWA 1978-80
Warren Moon (quarterback) — NEA 1990

COACH OF THE YEAR

Sid Gillman — PFW 1974
Wally Lemm — SN 1961 (AFL)

Legend:

AP — Associated Press

UPI — United Press International

SN — The Sporting News

PFW — Pro Football Weekly

FN — Football News

PFWA — Pro Football Writers Association

NEA — Newspaper Enterprise Association (Jim Thorpe MVP Award only)

OILERS IN OVERTIME

October 30, 1977 – at Cincinnati 13, Houston 10: Bengals win the toss. QB Ken Anderson's 17-yard completion to WR Billy Brooks is the long play prior to PK Chris Bahr's winning 22-yard field goal at 5:51 of OT.

September 23, 1979 – Houston 30, at Cincinnati 27: Oilers win the toss. On opening series, Bengals force Cliff Parsley punt. Cincinnati drives to Oilers' 14-yard line, but PK Chris Bahr misses a 32-yard field goal attempt. Houston again has to punt on its ensuing series. The Oiler defense then forces a punt by Bengals' Pat McNally. Houston takes over on the Cincinnati 42. FB Earl Campbell's 15-yard run is the long play prior to PK Toni Fritsch's winning 29-yard field goal at 14:28 of OT.

October 28, 1979 – at Houston 27, N.Y. Jets 24: Oilers win the toss. QB Dan Pastorini's 22-yard completion to FB Rob Carpenter is the long play as Oilers drive 58 yards. PK Toni Fritsch kicks the winning 35-yard field goal at 5:10 of OT.

November 23, 1980 – at N.Y. Jets 31, Houston 28: Jets win the toss. A personal foul on Houston's Guido Merkens on the kickoff gives New York possession at the Jets' 40-yard line. QB Richard Todd's 17-yard screen pass to RB Bobby Harper is the long play prior to PK Pat Leahy's winning 38-yard field goal at 3:58 of OT.

September 4, 1983 – Green Bay 41, at Houston 38: Packers win the toss. RB Eddie Lee Ivery's 12-yard run is the long play as Packers drive 59 yards. PK Jan Stenerud kicks the winning 42-yard field goal at 5:55 of OT.

October 23, 1983 – Kansas City 13, at Houston 10: Chiefs win the toss. QB Bill Kenney's 20-yard completion to WR Stephone Paige is the long play as Chiefs drive 60 yards. PK Nick Lowery kicks the winning 41-yard field goal at 7:41 of OT.

October 30, 1983 – at Cleveland 25, Houston 19: Oilers win the toss. Browns' defense forces a John James punt. Houston defense does the same to Cleveland as Jeff Gossett punts on ensuing series. Oiler QB Gifford Nielsen's pass is intercepted by Cleveland S Mike Whitwell and returned 15 yards to the Houston 20-yard line. On the next play, RB Boyce Green scores a touchdown on a 20-yard run at 6:34 of OT.

December 2, 1984 – at Houston 23, Pittsburgh 20: Oilers win the toss. QB Warren Moon's 19-yard completion to WR Steve Bryant is the long play as Oilers drive 63 yards. PK Joe Cooper kicks the winning 30-yard field goal at 5:53 of OT.

September 28, 1986 – Pittsburgh 22, at Houston 16: Oilers win the toss. Steelers' defense forces a Lee Johnson punt that is returned 41 yards to the Oilers' 15-yard line by Pittsburgh's Rick Woods. Two plays later, RB Walter Abercrombie runs three yards for winning touchdown at 2:35 of OT.

November 30, 1986 – at Cleveland 13, Houston 10: Oilers win the toss but elect to kickoff (18-25 MPH winds). Oilers' defense forces a Jeff Gossett punt. QB Oliver Luck, replacing an injured Warren Moon, leads the Oilers to the Cleveland 31-yard line, but then is intercepted by CB Frank Minnifield at the Browns' 21. Again Houston's defense puts the Browns in a punting situation. Once again, Minnifield picks off a Luck pass, returning it to the Oilers' 37. FB Kevin Mack's seven-yard run and QB Bernie Kosar's seven-yard pass to WR Brian Brennan are the long plays prior to PK Mark Moseley's winning 29-yard field goal at 14:44 of OT.

★ January 3, 1988 – at Houston 23, Seattle 20: Seahawks win the toss. Oilers' defense forces a Ruben Rodriguez punt. QB Warren Moon's 15-yard pass to WR Drew Hill is the long play as the Oilers drive 61 yards. PK Tony Zendejas kicks the winning 42-yard field goal at 8:05 of OT.

September 4, 1988 – Houston 17, at Indianapolis 14: Colts win the toss. On the opening series, QB Gary Hogeboom completes a screen pass to RB Eric Dickerson, but Oiler LB John Grimsley forces a fumble which is recovered by LB Robert Lyles on the Colts' 42-yard line. QB Cody Carlson, subbing for the injured Warren Moon, completes a 21-yard pass to WR Ernest Givins for the long play prior to PK Tony Zendejas' winning 35-yard field goal at 3:51 of OT.

September 24, 1989 – Buffalo 47, at Houston 41: Oilers win the toss. Houston takes over on its own 19-yard line and advances to the Buffalo 25 thanks to QB Warren Moon's 32-yard completion to FB Alonzo Highsmith, plus a 17-yard run by Moon and an 11-yarder by Highsmith. Tony Zendejas attempts a 37-yard field goal, but it is wide left. The Bills assume possession on their own 20 and move 80 yards in seven plays. A 21-yard QB Jim Kelly to TE Pete Metzelaars pass precedes the game-winning 28-yard TD catch by WR Andre Reed at 8:42 of OT.

★ December 31, 1989 – Pittsburgh 26, at Houston 23: Steelers win the toss. Oilers' defense forces a Harry Newsome punt as Houston takes over on its own 45-yard line. Oiler RB Lorenzo White fumbles on the first play as CB Rod Woodson recovers for the Steelers on the Houston 46. RB Merrill Hoge's 11-yard run helps Pittsburgh advance to the Oiler 33 before Gary Anderson kicks a 50-yard field goal (his 4th of the game) to win the game at 3:26 of OT.

December 2, 1990 – at Seattle 13, Houston 10: Seahawks win the toss. Oilers' defense forces a Rick Donnelly punt as Houston takes over on its own 23-yard line. Oiler WR Bernard Ford fumbles on the first play as LB David Wyman recovers for the Seahawks on the Houston 27. Seattle FB John L. Williams rushes twice for a total of three yards before Norm Johnson kicks a 42-yard field goal to win the game at 4:25 of OT.

★ Wild Card Playoff Game

TOTALS— Won/Loss Record: 5-10 (3-5 home, 2-5 road)

Coin Toss Record: 7-8 (4-4 home, 3-4 road)

THE LAST TIME...

(Regular Season)

SCORED 50 POINTS

By Oilers — Houston 58, Cleveland 14, 12/9/90

By Opponents — Cincinnati 61, Houston 7, 12/17/89

SCORED 40 POINTS

By Oilers — Houston 58, Cleveland 14, 12/9/90

By Opponents — Cincinnati 40, Houston 20, 12/23/90

WON OVERTIME GAME

By Oilers — Houston 17, Indianapolis 14, 9/4/88

By Opponents — Seattle 13, Houston 10, 12/2/90

KICKOFF RETURNED FOR TOUCHDOWN

By Oilers — Lorenzo White vs. Pittsburgh (90 yards), 12/4/88

By Opponents — Eric Metcalf, Cleveland (101 yards), 12/9/90

PUNT RETURNED FOR TOUCHDOWN

By Oilers — Billy Johnson vs. Cleveland (72 yards), 12/11/77

By Opponents — Rod Woodson, Pittsburgh (52 yards), 9/16/90

INTERCEPTION RETURNED FOR TOUCHDOWN

By Oilers — Richard Johnson vs. Cincinnati (30 yards), 10/14/90

By Opponents — David Johnson, Pittsburgh (26 yards), 9/16/90

FUMBLE RETURNED FOR TOUCHDOWN

By Oilers — Terry Kinard vs. Cleveland (72 yards), 12/6/90

By Opponents — Jessie Tuggle, Atlanta (65 yards), 9/9/90

PUNT BLOCKED

By Oilers — Bubba McDowell vs. L.A. Rams (Keith English), 11/4/90

By Opponents — Albert Lewis, Kansas City (Greg Montgomery),
11/26/89

SAFETY SCORED

By Oilers — Ray Childress vs. Pittsburgh (tackled QB Bubby
Briester in end zone), 9/16/90

By Opponents — Team Safety, Cincinnati (Warren Moon fumb. out
of end zone), 10/23/88

SHUTOUT

By Oilers — Houston 27, Pittsburgh 0, 10/22/89

By Opponents — Kansas City 34, Houston 0, 11/26/89

200 YARDS RUSHING

By Oilers — Earl Campbell vs. Minnesota (203 yards), 12/21/80

By Opponents — James Brooks, Cincinnati (201 yards), 12/23/90

150 YARDS RUSHING

By Oilers — Mike Rozier vs. Buffalo (150 yards), 9/20/87

By Opponents — James Brooks, Cincinnati (201 yards), 12/23/90

400 YARDS PASSING

By Oilers — Warren Moon vs. Kansas City (527 yards), 12/16/90

By Opponents — Tom Flores, Oakland (407 yards), 12/22/63

300 YARDS PASSING

By Oilers — Warren Moon vs. Kansas City (527 yards), 12/16/90

By Opponents — Joe Montana, San Francisco (318 yards), 10/7/90

200 YARDS RECEIVING

By Oilers — Haywood Jeffires vs. Kansas City (245 yards), 12/16/90

By Opponents — Don Maynard, N.Y. Jets (212 yards), 10/20/69

150 YARDS RECEIVING

By Oilers — Haywood Jeffires vs. Kansas City (245 yards), 12/16/90

By Opponents — Webster Slaughter, Cleveland (184 yards), 10/29/89

FIVE TOUCHDOWN PASSES

By Oilers — Warren Moon vs. Cleveland, 11/18/90

By Opponents — Jim Kelly, Buffalo, 9/24/89

FOUR TOUCHDOWN PASSES

By Oilers — Warren Moon (5) vs. Cleveland, 11/18/90

By Opponents — Boomer Esiason, Cincinnati, 12/17/89

THREE TOUCHDOWN RECEPTIONS

By Oilers — Drew Hill vs. Washington, 10/30/88

By Opponents — Wesley Walker, N.Y. Jets, 9/18/88

TWO TOUCHDOWN RECEPTIONS

By Oilers — Tony Jones vs. Kansas City, 12/16/90

By Opponents — John Taylor, San Francisco, 10/7/90

THREE TOUCHDOWNS RUSHING

By Oilers — Lorenzo White (4) vs. Cleveland, 12/9/90

By Opponents — James Brooks, Cincinnati, 10/23/88

TWO TOUCHDOWNS RUSHING

By Oilers — Lorenzo White (4) vs. Cleveland, 12/9/90

By Opponents — Merrill Hoge, Pittsburgh, 12/30/90

FOUR FIELD GOALS

By Oilers — Tony Zendejas vs. Cincinnati, 11/13/89

By Opponents — Greg Davis, Atlanta, 9/9/90

THREE FIELD GOALS

By Oilers — Tony Zendejas vs. New Orleans, 10/21/90

By Opponents — Greg Davis (4), Atlanta, 9/9/90

TWO INTERCEPTIONS

By Oilers — Richard Johnson vs. Kansas City, 12/16/90

By Opponents — Larry Griffin, Pittsburgh, 9/16/90

OILER TOP TENS

RUSHING

PLAYER	YEARS	NO.	YDS.	AVG.	LG	TD
1. Earl Campbell	1978-84	1979	8574	4.3	81	73
2. Hoyle Granger	1966-70, 1972	773	3514	4.5	69	18
3. Mike Rozier	1985-90	910	3426	3.8	41	27
4. Charles Tolar	1960-66	908	3288	3.6	40	20
5. Ronnie Coleman	1974-81	695	2738	3.9	46	16
6. Fred Willis	1972-77	645	2241	3.5	44	11
7. Billy Cannon	1960-63	512	2111	4.1	64	14
8. Larry Moriarty	1983-86	415	1624	3.9	80	13
9. Allen Pinkett	1986-90	390	1604	4.1	60	12
10. Woody Campbell	1967-71	408	1493	3.7	42	13

PASSING

PLAYER	YEARS	ATT.	COMP.	YDS.	PCT.	AVG.	TD	INT
1. Warren Moon	1984-90	3025	1701	22,989	56.2	7.6	134	112
2. George Blanda	1960-66	2784	1347	19,149	48.4	6.9	165	189
3. Dan Pastorini	1971-79	2767	1426	16,846	51.5	6.1	96	139
4. Ken Stabler	1980-81	739	458	5190	62.0	7.0	27	46
5. Pete Beathard	1967-69	824	379	5128	46.0	6.2	26	51
6. Don Trull	1964-69	555	249	3538	44.9	6.4	29	21
7. Jacky Lee	1960-63, 1966-67	409	210	3291	51.3	8.0	25	30
8. Gifford Nielsen	1978-83	498	273	3252	54.8	6.5	20	22
9. Oliver Luck	1982-86	413	233	2544	56.4	6.2	13	21
10. Charley Johnson	1970-71	375	190	2244	50.7	6.0	10	19

RECEIVING

PLAYER	YEARS	NO.	YDS.	AVG.	LG	TD
1. Charlie Hennigan	1960-66	410	6823	16.6	80	51
2. Ken Burrough	1971-81	408	6907	16.9	85	47
3. Drew Hill	1985-90	390	6368	16.3	81	43
4. Ernest Givins	1986-90	301	4744	15.8	83	26
5. Tim Smith	1980-86	206	3107	15.1	75	12
6. Alvin Reed	1967-72	199	2818	14.2	60	11
7. Fred Willis	1972-77	179	1157	6.5	50	5
8. Charles Frazier	1962-68	177	3027	17.1	80	22
9. Charles Tolar	1960-66	175	1276	7.3	52	2
10. Billy Johnson	1974-80	170	2139	12.6	71	13

SCORING

PLAYER	YEARS	TD	TDR	TDP	TDRT	FG	PAT	TP
1. George Blanda	1960-66	4	4	0	0	91	299	596
2. Tony Zendejas	1985-90	0	0	0	0	117	197	548
3. Earl Campbell	1978-84	73	73	0	0	0	0	438
4. Toni Fritsch	1977-81	0	0	0	0	81	149	392
5. Skip Butler	1972-77	0	0	0	0	70	120	330
6. Charlie Hennigan	1960-66	51	0	51	0	0	0	306
7. Ken Burrough	1971-81	48	1	47	0	0	0	288
8. Drew Hill	1985-90	43	43	0	0	0	0	258
9. Billy Cannon	1960-63	35	14	20	1	0	0	210
10. Bill Groman	1960-62, 1966	33	1	32	0	0	0	198

KICKOFF RETURNS

PLAYER	YEARS	NO.	YDS.	AVG.	LG	TD
1. Bobby Jancik	1962-67	158	4185	26.5	61	0
2. Carl Roaches	1980-84	150	3276	21.8	97	2
3. Billy Johnson	1974-80	121	2902	24.0	81	2
4. Zeke Moore	1967-77	64	1618	25.3	92	1
5. Jerry LeVias	1969-70	64	1538	24.0	87	0
6. Willie Drewrey	1985-88	60	1288	21.5	50	0
7. Billy Cannon	1960-63	46	1186	25.8	88	1
8. Allen Pinkett	1986-90	54	1069	19.8	48	0
9. Willie Tullis	1981-84	38	885	23.3	95	1
10. Steve Brown	1983-90	36	857	23.8	93	1

PUNT RETURNS

PLAYER	YEARS	NO.	YDS.	AVG.	LG	TD
1. Billy Johnson	1974-80	155	2040	13.2	83	5
2. Carl Roaches	1980-84	151	1095	7.3	68	0
3. Bobby Jancik	1962-67	67	695	10.4	82	1
4. Jerry LeVias	1969-70	60	505	8.4	38	0
5. Willie Drewrey	1985-88	63	496	7.9	25	0
6. Kenny Johnson	1986-89	73	488	6.7	26	0
7. Larry Carwell	1967-68	36	381	10.6	54	0
8. Freddy Glick	1961-66	44	326	7.4	13	0
9. Ken Houston	1967-72	46	272	5.9	33	0
10. Ronnie Coleman	1974-81	25	228	9.1	69	1

INTERCEPTIONS

PLAYER	YEARS	NO.	YDS.	AVG.	LG	TD
1. Jim Norton	1960-68	45	592	13.2	56	1
2. Freddy Glick	1961-66	30	379	12.6	41	1
3. Tony Banfield	1960-65	27	224	8.3	58	0
W.K. Hicks	1964-69	27	457	16.9	62	0
5. Mike Reinfeldt	1976-83	26	375	14.4	39	0
6. Ken Houston	1967-72	25	650	26.0	78	9
7. Zeke Moore	1967-77	24	444	18.5	74	2
8. Willie Alexander	1971-79	21	352	16.8	95	1
Gregg Bingham	1973-84	21	279	13.3	54	0
10. Miller Farr	1967-69	19	416	21.9	67	5



The Oilers' contingent in last February's Pro Bowl included G Bruce Matthews, G Mike Munchak, WR Drew Hill, WR Ernest Givins, QB Warren Moon, and DT Ray Childress—posing with AFC hostess Laura Chang.

YEAR-BY-YEAR LEADERS

RUSHING

Year	Player	Att.	Yds	Avg	LG	TD
1960	Billy Cannon	152	644	4.2	39	1
1961	Billy Cannon	200	948	4.7	61t	6
1962	Charles Tolar	244	1012	4.1	25	7
1963	Charles Tolar	194	659	3.4	33	3
1964	Sid Blanks	145	756	5.2	91t	6
1965	Ode Burrell	130	528	4.1	63	3
1966	Ode Burrell	122	406	3.3	45	0
1967	Hoyle Granger	236	1194	5.1	67t	6
1968	Hoyle Granger	202	848	4.2	47	7
1969	Hoyle Granger	186	740	4.0	23	3
1970	Joe Dawkins	124	517	4.2	49t	2
1971	Robert Holmes	112	323	2.9	31	4
1972	Fred Willis	134	461	3.4	43	0
1973	Fred Willis	171	579	3.4	25	4
1974	Willie Rodgers	122	413	3.4	20	5
1975	Ronnie Coleman	175	790	4.5	46t	5
1976	Ronnie Coleman	171	684	4.0	39	2
1977	Ronnie Coleman	185	660	3.6	22	5
1978	Earl Campbell	302	1450	4.8	81t	13
1979	Earl Campbell	368	1697	4.6	61t	19
1980	Earl Campbell	373	1934	5.2	55t	13
1981	Earl Campbell	361	1376	3.9	43	10
1982	Earl Campbell	157	538	3.4	22	2
1983	Earl Campbell	322	1301	4.0	42	12
1984	Larry Moriarty	189	785	4.2	51	6
1985	Mike Rozier	133	462	3.5	30	8
1986	Mike Rozier	199	662	3.3	19t	4
1987	Mike Rozier	229	957	4.2	41	3
1988	Mike Rozier	251	1002	4.0	28	10
1989	Alonzo Highsmith	128	531	4.1	25	4
1990	Lorenzo White	168	702	4.2	22	8

PASSING

Year	Player	Att.	Comp.	Yds	Pct	Int.	TD	Avg. Att.
1960	George Blanda	363	169	2413	.466	22	25	6.7
1961	George Blanda	362	187	3330	.517	22	36	9.2
1962	George Blanda	418	197	2810	.471	42	27	6.7
1963	George Blanda	423	224	3003	.529	25	24	7.0
1964	George Blanda	505	262	3282	.519	27	17	6.4
1965	George Blanda	442	186	2542	.421	30	20	5.8
1966	George Blanda	271	122	1764	.450	21	17	6.4
1967	Pete Beathard	231	94	1114	.407	14	9	4.8
1968	Pete Beathard	223	105	1559	.471	16	7	6.9
1969	Pete Beathard	370	180	2455	.486	21	10	6.4
1970	Charles Johnson	281	144	1652	.512	12	7	5.9
1971	Dan Pastorini	270	127	1702	.470	21	7	6.3
1972	Dan Pastorini	299	144	1711	.482	11	7	5.7
1973	Dan Pastorini	290	154	1482	.531	17	5	5.1
1974	Dan Pastorini	247	140	1571	.567	10	10	6.4
1975	Dan Pastorini	342	163	2053	.477	16	14	6.0
1976	Dan Pastorini	309	167	1785	.535	10	10	5.7
1977	Dan Pastorini	319	169	1987	.530	18	13	6.2
1978	Dan Pastorini	368	199	2473	.541	17	16	6.7
1979	Dan Pastorini	324	163	2090	.503	18	14	6.5
1980	Ken Stabler	454	293	3202	.645	28	13	7.0
1981	Ken Stabler	285	165	1988	.579	18	14	6.9
1982	Archie Manning	125	66	877	.528	6	6	7.0
1983	Oliver Luck	217	124	1375	.571	13	8	6.3
1984	Warren Moon	450	259	3338	.576	14	12	7.4
1985	Warren Moon	377	200	2709	.531	19	15	7.2
1986	Warren Moon	488	256	3489	.525	26	13	7.2
1987	Warren Moon	368	184	2806	.500	18	21	7.6
1988	Warren Moon	294	160	2327	.544	8	17	7.9
1989	Warren Moon	464	280	3631	.603	14	23	7.8
1990	Warren Moon	584	362	4689	.620	13	33	8.0

RECEIVING

Year	Player	TC	Yds	Avs	LG	TD
1960	Bill Groman	72	1473	20.5	80t	12
1961	Charles Hennigan	82	1746	21.3	80t	12
1962	Charles Hennigan	54	867	16.1	75t	8
1963	Charles Hennigan	61	1051	17.2	83t	10
1964	Charles Hennigan	101	1561	15.5	53t	8
1965	Ode Burrell	55	650	11.8	52t	4
1966	Charles Frazier	57	1129	19.8	79t	12
1967	Hoyle Granger	31	300	9.6	43	3
1968	Alvin Reed	46	747	16.2	60	5
1969	Alvin Reed	51	664	13.0	43	2
1970	Alvin Reed	47	604	12.9	34	2
1971	Jim Beirne	38	550	14.5	40	1
1972	Fred Willis	45	297	6.6	27	2
1973	Fred Willis	57	371	6.5	50	1
1974	Ken Burrough	36	492	13.7	51	2
1975	Ken Burrough	53	1063	20.1	77t	8
1976	Ken Burrough	51	932	18.2	69	7
1977	Ken Burrough	43	816	19.0	85t	8
1978	Ken Burrough	47	624	13.3	44	2
1979	Ken Burrough	40	752	18.8	55t	6
1980	Mike Barber	59	712	12.1	79t	5
1981	Ken Burrough	40	668	16.7	71t	7
1982	Dave Casper	36	573	15.9	38	6
1983	Tim Smith	83	1176	14.2	47t	6
1984	Tim Smith	69	1141	16.5	75t	4
1985	Butch Woolfolk	80	814	10.2	80t	4
1986	Drew Hill	65	1112	17.1	81t	5
1987	Ernest Givins	53	933	17.6	83t	6
1988	Drew Hill	72	1141	15.8	57t	10
1989	Drew Hill	66	938	14.2	50	8
1990	Haywood Jeffires	74	1048	14.2	87t	8
	Drew Hill	74	1019	13.8	57	5

SCORING

Year	Player	TD	PAT	FG	TP
1960	George Blanda	4	46	15	115
1961	George Blanda	0	64	16	112
1962	George Blanda	0	48	11	81
1963	George Blanda	0	37	9	64
1964	George Blanda	0	38	13	76
1965	George Blanda	0	28	11	61
1966	George Blanda	0	39	16	87
1967	John Wittenborn	0	30	14	72
1968	Wayne Walker	0	26	8	50
1969	Roy Gerela	0	29	19	86
1970	Roy Gerela	0	23	18	77
1971	Mark Mosley	0	25	16	73
1972	Skip Butler	0	12	16	51
1973	Skip Butler	0	15	21	66
1974	Skip Butler	0	29	9	56
1975	Skip Butler	0	31	18	85
1976	Skip Butler	0	24	16	72
1977	Toni Fritsch	0	19	12	55
1978	Earl Campbell	13	0	0	78
1979	Earl Campbell	19	0	0	114
1980	Toni Fritsch	0	26	19	83
1981	Toni Fritsch	0	32	15	77
1982	Dave Casper	6	0	0	36
1983	Florian Kempf	0	33	17	84
1984	Joe Cooper	0	13	11	46
1985	Tony Zendejas	0	29	21	92
1986	Tony Zendejas	0	28	22	94
1987	Tony Zendejas	0	32	20	92
1988	Tony Zendejas	0	48	22	114
1989	Tony Zendejas	0	40	25	115
1990	Lorenzo White	12	0	0	72

KICKOFF RETURNS

Year	Player	No.	Yds	Avg.	LG	TD
1960	Ken Hall	19	594	31.3	104t	1
1961	Billy Cannon	18	439	24.4	47	0
1962	Bobby Jancik	24	726	30.3	61	0
1963	Bobby Jancik	45	1315	29.3	53	0
1964	Ode Burrell	17	449	26.4	93t	1
1965	Bobby Jancik	18	430	23.9	43	0
1966	Bobby Jancik	34	875	25.7	53	0
1967	Zeke Moore	14	405	28.9	92	1
1968	Zeke Moore	32	787	24.6	45	0
1969	Jerry LeVias	38	940	24.7	87	0
1970	Jerry LeVias	26	598	23.0	37	0
1971	Linzy Cole	32	834	26.1	45	0
1972	Willie Rodgers	17	335	19.7	31	0
1973	Bob Gresham	27	723	26.8	103t	1
1974	Billy Johnson	29	785	27.1	67	0
1975	Billy Johnson	33	798	24.2	81t	1
1976	Billy Johnson	26	579	22.2	53	0
1977	Billy Johnson	25	630	25.2	76t	1
1978	Johnnie Dirden	32	780	24.4	60	0
1979	Richard Ellender	24	514	21.4	35	0
1980	Carl Roaches	37	746	20.2	46	0
1981	Carl Roaches	28	769	27.5	96t	1
1982	Carl Roaches	21	441	21.0	45	0
1983	Steve Brown	31	795	25.6	93t	1
1984	Carl Roaches	30	679	22.6	49	0
1985	Willie Drewrey	26	642	24.7	52	0
1986	Willie Drewrey	25	500	20.0	32	0
	Allen Pinkett	26	519	20.0	48	0
1987	Curtis Duncan	28	546	19.5	62	0
1988	Leonard Harris	34	678	19.9	56	0
1989	Kenny Johnson	21	372	17.7	39	0
1990	Gerald McNeil	27	551	20.4	64	0

PUNT RETURNS

Year	Player	No.	Yds	Avg.	LG	TD
1960	Billy Cannon	4	96	24.0	51	0
1961	Billy Cannon	9	70	7.8	20	0
1962	Bobby Jancik	14	164	31.7	21	0
1963	Bobby Jancik	13	145	11.2	56	0
1964	Bobby Jancik	14	220	15.7	82t	1
1965	Bobby Jancik	12	85	7.1	25	0
1966	Ode Burrell	8	76	9.5	29	0
1967	Larry Carwell	9	154	17.1	54	0
1968	Sid Blanks	22	179	8.1	39	0
1969	Jerry LeVias	35	292	8.3	46	0
1970	Jerry LeVias	25	213	8.5	33	0
1971	Linzy Cole	14	107	7.6	31	0
1972	Ken Houston	25	148	5.9	33	0
1973	Jeff Severson	16	126	7.9	74	0
1974	Billy Johnson	30	309	13.6	49	0
1975	Billy Johnson	40	612	15.3	83t	3
1976	Billy Johnson	39	397	10.2	46	0
1977	Billy Johnson	35	539	15.4	87t	2
1978	Ronnie Coleman	16	142	8.9	32	0
1979	Richard Ellender	31	203	6.5	36	0
1980	Carl Roaches	47	384	8.2	68	0
1981	Carl Roaches	39	296	7.6	40	0
1982	Carl Roaches	19	104	5.5	25	0
1983	Carl Roaches	20	159	8.0	23	0
1984	Carl Roaches	26	152	5.8	18	0
1985	Willie Drewrey	24	215	9.0	23	0
1986	Willie Drewrey	25	262	7.7	25	0
1987	Kenny Johnson	24	196	8.2	26	0
1988	Kenny Johnson	30	170	5.7	16	0
1989	Kenny Johnson	19	122	6.4	19	0
1990	Gerald McNeil	30	172	5.7	26	0

INTERCEPTIONS

Year	Player	No.	Yds	Avg.	TD
1960	Mark Johnson	4	42	10.5	0
	Dennit Morris	4	32	8.0	0
	Julian Spence	4	5	1.3	0
1961	Jim Norton	9	150	16.7	0
1962	Jim Norton	8	75	9.4	0
1963	Fred Glick	12	180	15.0	0
1964	Pete Jaquess	8	141	17.6	1
1965	W.K. Hicks	9	156	17.3	0
1966	Jim Norton	4	125	31.3	0
	Fred Glick	4	47	11.8	0
1967	Miller Farr	10	264	26.4	3
1968	Ken Houston	5	160	32.0	2
1969	Miller Farr	6	48	8.0	0
1970	Zeke Moore	6	85	14.2	0
1971	Ken Houston	9	220	24.4	4
1972	Bob Atkins	2	18.5	0	0
	John Charles	2	6	3.0	0
1973	Guy Roberts	4	54	13.8	0
	Jeff Severson	4	24	6.0	0
1974	Bob Atkins	6	85	14.2	0
1975	Zeke Moore	5	137	27.4	0
1976	C.L. Whittington	5	103	20.6	0
1977	Mike Reinfeldt	5	78	15.6	0
1978	Willie Alexander	5	51	10.2	0
1979	Mike Reinfeldt	12	205	17.1	0
1980	Jack Tatum	7	100	14.3	0
1981	Greg Stemrick	3	94	31.3	0
	Carter Hartwig	3	78	26.0	0
1982	Robert Brazile	1	31	31.0	0
	Gregg Bingham	1	8	8.0	0
	Vernon Perry	1	8	8.0	0
1983	Willie Tullis	5	65	13.0	0
1984	Willie Tullis	4	48	12.0	0
1985	Steve Brown	5	41	8.2	0
1986	Allen Lyday	3	24	8.0	0
	Patrick Allen	3	20	6.7	0
1987	Keith Bostic	6	14	-2.3	0
1988	Jeff Donaldson	4	29	7.3	0
1989	Steve Brown	5	54	10.8	0
1990	Richard Johnson	8	100	12.5	1



TACKLE/SACK LEADERS

(Tackles and sacks were not kept prior to 1974)

1974

Tackles: LB Gregg Bingham 206 (128,78), LB Ted Washington 142 (89,53),
LB Steve Kiner 141 (92,49)

Sacks: LB Ted Washington 11

1975

Tackles: LB Gregg Bingham 185 (110,75), LB Steve Kiner 138 (93,45), LB
Robert Brazile 138 (75,63)

Sacks: DT Curly Culp 11.5

1976

Tackles: LB Gregg Bingham 191 (100,91), LB Steve Kiner 157 (87,70), LB
Robert Brazile 157 (82,75)

Sacks: DE Elvin Bethea 14.5

1977

Tackles: LB Gregg Bingham 190 (95,95) LB Robert Brazile 169 (92,77), LB
Steve Kiner 143 (68,75)

Sacks: DE James Young 7.5

1978

Tackles: LB Gregg Bingham 223 (109,114), LB Robert Brazile 185 (94,91),
LB Steve Kiner 159 (90,69)

Sacks: DE Elvin Bethea 8

1979

Tackles: LB Gregg Bingham 203 (100,103), LB Robert Brazile 144 (86,58),
S Vernon Perry 111 (55,56)

Sacks: DE Jesse Baker 15.5

1980

Tackles: LB Gregg Bingham 212 (112,100), LB Robert Brazile 141 (73,68),
S Vernon Perry 111 (55, 56)

Sacks: DE Mike Stensrud 7

1981

Tackles: LB Gregg Bingham 172 (112,60), LB Daryl Hunt 127 (81,46), LB
Robert Brazile 112 (72,40)

Sacks: DE Jesse Baker 10

1982

Tackles: LB Daryl Hunt 85 (61,24), LB Gregg Bingham 84 (63,21), LB
Robert Brazile 66 (46,20)

Sacks: DE Jesse Baker 9.5

1983

Tackles: LB Gregg Bingham 135 (87,48), LB Robert Abraham 117 (83,34),
S Keith Bostic 91 (70,21)

Sacks: DE Jesse Baker 5

1984

Tackles: LB Robert Abraham 198 (106,92), LB Gregg Bingham 169 (89,80),
S Keith Bostic 152 (101,51)

Sacks: DE Jesse Baker 11

1985

Tackles: LB Avon Riley 147 (80,67), DE Ray Childress 135 (71,64), S Bo
Eason 131 (87,44)

Sacks: DE Jesse Baker, S Rod Kush, S Keith Bostic. 5.5

1986

Tackles: LB John Grimsley 199 (112,87), DE Ray Childress 172 (67,105),
LB Robert Abraham 136 (77,59)

Sacks: DE Ray Childress 5

1987

Tackles: LB Al Smith 102 (46,56), LB John Grimsley 100 (59,41), S Jeff
Donaldson 95 (52,43)

Sacks: DE Ray Childress 6

1988

Tackles: LB John Grimsley 115 (70,45), LB Al Smith 98 (59,39), LB Robert
Lyles 92 (58,34)

Sacks: DE Ray Childress, DE William Fuller 8.5

1989

Tackles: LB John Grimsley 103 (73,30), S Bubba McDowell 97 (72,25), LB
Al Smith 76 (51,25)

Sacks: DE Ray Childress 8.5

1990

Tackles: LB Al Smith 104 (78,26), LB Johnny Meads 95 (65,30), DT Ray
Childress 85 (65,20)

Sacks: DE Sean Jones 12.5

TOP PERFORMANCES

100-YARD RUSHERS

Player	Att.	Yards	Opponent	Date
Dave Smith	19	104	Oakland	9/11/60
Dave Smith	12	107	New York	10/30/60
Billy Cannon	16	105	Denver	11/6/60
Charlie Tolar	18	101	Oakland	9/9/61
Billy Cannon	11	118	Denver	11/5/61
Billy Cannon	25	216	New York	12/10/61
Billy Cannon	21	145	Oakland	12/17/61
Charlie Tolar	17	109	Buffalo	9/9/62
Charlie Tolar	18	142	San Diego	9/23/62
Dave Smith	20	114	New York	10/14/62
Charlie Tolar	24	110	Dallas	11/4/62
Charlie Tolar	28	105	Oakland	11/11/62
Billy Cannon	9	103	New York	12/15/62
Charlie Tolar	29	107	New York	12/15/62
Sid Blanks	6	127	Oakland	9/19/64
Sid Blanks	21	179	New York	12/13/64
Ode Burrell	14	112	Kansas City	12/28/65
Hoyle Granger	19	183	San Diego	12/4/66
Hoyle Granger	13	101	Kansas City	9/9/67
Hoyle Granger	20	138	Denver	10/1/67
Woody Campbell	16	101	Denver	11/12/67
Hoyle Granger	22	142	Denver	11/12/67
Hoyle Granger	22	124	Boston	11/26/67
Woody Campbell	18	141	Miami	12/2/67
Hoyle Granger	25	111	Miami	12/2/67
Hoyle Granger	27	107	San Diego	12/16/67
Hoyle Granger	21	160	Miami	12/23/67
Hoyle Granger	18	104	Boston	12/15/68
Roy Hopkins	14	107	Denver	10/26/69
Hoyle Granger	15	104	Cincinnati	11/9/69
Hoyle Granger	25	139	Boston	12/14/69
Joe Dawkins	22	143	Cleveland	11/22/70
Fred Willis	21	119	Philadelphia	11/12/72
Paul Robinson	20	100	Cincinnati	12/16/73
Ronnie Coleman	21	123	San Diego	9/15/74
Ronnie Coleman	16	112	San Diego	9/21/75
Don Hardeman	27	107	San Diego	9/21/75
Ronnie Coleman	14	110	Cleveland	10/12/75
Ronnie Coleman	25	142	Tampa Bay	9/12/76
Ronnie Coleman	26	114	Pittsburgh	10/23/77
Rob Carpenter	19	120	Oakland	11/13/77
Rob Carpenter	14	149	Kansas City	11/27/77
Ronnie Coleman	15	101	Kansas City	11/27/77
Earl Campbell	15	137	Atlanta	9/3/78
Earl Campbell	22	107	Kansas City	9/10/78
Earl Campbell	26	103	Oakland	10/8/78
Earl Campbell	19	105	Buffalo	10/15/78
Earl Campbell	18	102	Cincinnati	10/29/78
Earl Campbell	28	199	Miami	11/20/78
Earl Campbell	27	122	Cincinnati	11/25/78
Earl Campbell	27	118	New England	12/31/78*
Earl Campbell	32	166	Washington	9/2/79
Earl Campbell	32	131	Kansas City	9/16/79
Earl Campbell	34	158	Cincinnati	9/23/79
Earl Campbell	22	149	Baltimore	10/14/79
Earl Campbell	32	120	Miami	11/5/79
Earl Campbell	32	107	Oakland	11/11/79
Earl Campbell	19	112	Cincinnati	11/18/79
Earl Campbell	33	195	Dallas	11/22/79
Earl Campbell	22	108	Cleveland	12/2/79
Earl Campbell	33	109	Pittsburgh	12/10/79
Earl Campbell	16	134	Philadelphia	12/16/79
Earl Campbell	15	106	Cleveland	9/15/80
Rob Carpenter	24	114	Baltimore	9/21/80
Earl Campbell	38	178	Kansas City	10/12/80
Earl Campbell	33	203	Tampa Bay	10/19/80
Earl Campbell	27	202	Cincinnati	10/26/80
Earl Campbell	36	157	Denver	11/2/80

Earl Campbell	30	130	New England	11/10/80
Earl Campbell	31	206	Chicago	11/16/80
Earl Campbell	27	109	Cleveland	11/30/80
Earl Campbell	36	181	Green Bay	12/14/80
Earl Campbell	29	203	Minnesota	12/21/80
Earl Campbell	27	122	Los Angeles	9/6/81
Earl Campbell	37	182	Cincinnati	10/4/81
Earl Campbell	39	186	Seattle	10/11/81
Earl Campbell	30	142	Seattle	9/17/82
Earl Campbell	27	123	Green Bay	9/4/83
Earl Campbell	30	142	Buffalo	9/25/83
Earl Campbell	19	101	Denver	10/9/83
Earl Campbell	29	130	Minnesota	10/16/83
Earl Campbell	28	107	Detroit	11/13/83
Earl Campbell	28	138	Miami	12/4/83
Earl Campbell	32	130	Cleveland	12/11/83
Larry Moriarty	29	117	Kansas City	11/11/84
Larry Moriarty	23	138	N.Y. Jets	11/18/84
Larry Moriarty	24	102	L.A. Rams	12/9/84
Butch Woolfolk	14	101	Kansas City	11/3/85
Mike Rozier	29	150	Buffalo	9/20/87
Mike Rozier	29	144	Atlanta	10/25/87
Mike Rozier	29	112	Pittsburgh	11/15/87
Mike Rozier	26	122	Indianapolis	11/29/87
Mike Rozier	20	103	Cincinnati	12/27/87
Mike Rozier	25	100	Indianapolis	9/4/88
Mike Rozier	27	141	Kansas City	10/9/88
Mike Rozier	22	126	Cincinnati	12/11/88
Lorenzo White	23	115	Pittsburgh	12/3/89
Lorenzo White	18	125	Buffalo	11/26/90
Lorenzo White	18	116	Cleveland	12/9/90

*Denotes playoff game

100-YARD RUSHERS SUMMARY

Earl Campbell (40*), Hoyle Granger (11), Mike Rozier (8), Charlie Tolar (6), Ronnie Coleman (6), Billy Cannon (5), Dave Smith (3), Rob Carpenter (3), Larry Moriarty (3), Lorenzo White (3), Sid Blanks (2), Woody Campbell (2), Ode Burrell (1), Roy Hopkins (1), Joe Dawkins (1), Fred Willis (1), Paul Robinson (1), Don Hardeman (1), Butch Woolfolk (1)

*Includes one playoff game

300-YARD PASSERS

Player	Att.	Comp.	Yards	TD	Opponent	Date
George Blanda	55	31	366	3	Los Angeles	11/13/60
Jacky Lee	38	21	331	1	Boston	11/25/60
George Blanda	32	16	301	3	Los Angeles	11/61*
Jacky Lee	41	27	457	2	Boston	10/13/61
George Blanda	32	18	464	4	Buffalo	10/29/61
George Blanda	32	20	418	7	New York	11/19/61
George Blanda	33	20	351	4	San Diego	12/3/61
George Blanda	31	18	350	4	Oakland	12/17/61
George Blanda	36	20	386	3	Boston	9/16/62
George Blanda	37	25	308	1	New York	9/22/63
George Blanda	32	20	342	5	Oakland	12/22/63
George Blanda	37	22	312	1	San Diego	10/25/64
George Blanda	68	37	393	1	Buffalo	11/1/64
George Blanda	44	20	328	2	Boston	11/6/64
George Blanda	33	19	304	5	Kansas City	10/24/65
George Blanda	60	27	308	2	Oakland	11/7/65
George Blanda	54	23	303	2	Buffalo	9/25/66
George Blanda	37	15	300	5	Denver	10/2/66
Don Trull	45	23	329	3	Boston	11/13/66
Pete Beathard	41	20	338	2	Denver	11/16/69
Lynn Dickey	32	22	340	3	Baltimore	11/4/73
Dan Pastorini	36	22	343	0	Oakland	12/2/73
Dan Pastorini	40	26	354	1	St. Louis	10/20/74
Dan Pastorini	39	25	329	3	San Diego	10/17/76
Ken Stabler	51	33	338	4	New York	11/23/80
Gifford Nielsen	37	24	376	3	Pittsburgh	12/20/81
Archie Manning	34	22	348	1	Green Bay	9/4/83
Archie Manning	35	16	300	1	Pittsburgh	9/18/83
Warren Moon	43	23	365	0	Indianapolis	9/9/84

Warren Moon	33	25	356	2	San Francisco	10/21/84
Warren Moon	45	27	303	1	Pittsburgh	12/2/84
Warren Moon	31	19	306	0	Cleveland	12/16/84
Warren Moon	47	26	330	2	N.Y. Giants	12/8/85
Warren Moon	48	22	339	2	Cleveland	12/15/85
Warren Moon	40	22	364	2	Indianapolis	12/22/85
Warren Moon	38	21	398	1	Detroit	10/5/86
Warren Moon	46	18	304	0	L.A. Raiders	10/26/86
Warren Moon	44	25	310	1	Cincinnati	11/9/86
Warren Moon	43	21	310	2	L.A. Rams	9/13/87
Warren Moon	44	24	327	3	Indianapolis	11/29/87
Warren Moon	42	28	338	1	Buffalo	9/24/89
Warren Moon	26	16	317	2	Chicago	10/15/89
Warren Moon	38	30	345	2	Detroit	11/5/89
Warren Moon	51	32	414	2	Cleveland	12/23/89
Warren Moon	48	29	315	2	Pittsburgh	12/31/89*
Warren Moon	52	31	397	4	Atlanta	9/9/90
Warren Moon	39	29	308	3	Indianapolis	9/23/90
Warren Moon	46	27	355	2	San Diego	9/30/90
Warren Moon	33	21	369	5	Cincinnati	10/14/90
Warren Moon	43	30	381	1	N.Y. Jets	10/28/90
Warren Moon	43	26	343	1	L.A. Rams	11/4/90
Warren Moon	32	24	322	5	Cleveland	11/18/90
Warren Moon	22	16	300	2	Buffalo	11/26/90
Warren Moon	45	27	527	3	Kansas City	12/16/90

*Denotes playoff game

300-YARD PASSERS SUMMARY

Warren Moon (26*), George Blanda (16*), Dan Pastorini (3), Jacky Lee (2), Archie Manning (2), Don Trull (1), Pete Beathard (1), Ken Stabler (1), Gifford Nielsen (1)

*Includes one playoff game

100-YARD RECEIVERS

Player	Rec.	Yards	Opponent	Date
Bill Groman	6	115	Oakland	9/11/60
Bill Groman	10	140	Dallas	10/16/60
Charlie Hennigan	8	110	L.A. Chargers	11/13/60
Bill Groman	9	171	Boston	11/25/60
Charlie Hennigan	7	113	Boston	11/25/60
Bill Groman	3	101	Buffalo	12/11/60
Bill Groman	7	150	Boston	12/18/60
Billy Cannon	3	128	L.A. Chargers	1/1/61*
John White	6	112	San Diego	9/24/61
Charlie Hennigan	6	109	San Diego	9/24/61
Charlie Hennigan	3	101	Dallas Texans	10/1/61
Charlie Hennigan	4	109	Buffalo	10/8/61
Charlie Hennigan	13	272	Boston	10/13/61
Bill Groman	8	148	Boston	10/13/61
Bill Groman	4	123	Dallas	10/22/61
Charlie Hennigan	4	108	Dallas	10/22/61
Charlie Hennigan	9	232	Buffalo	10/29/61
Bill Groman	6	117	Boston	11/12/61
Charlie Hennigan	10	214	San Diego	12/3/61
Charlie Hennigan	10	145	Buffalo	9/9/62
Charlie Hennigan	8	202	Boston	9/16/62
Willard Dewveall	3	139	San Diego	11/25/62
Charlie Hennigan	7	101	Oakland	9/7/63
Charlie Hennigan	4	133	Denver	9/14/63
Charlie Hennigan	9	186	N.Y. Jets	9/22/63
Charlie Hennigan	8	123	Buffalo	9/28/63
Charles Frazier	3	106	Buffalo	10/20/63
Charlie Hennigan	9	122	Boston	12/8/63
Willard Dewveall	7	137	Oakland	12/22/63
Sid Banks	12	131	San Diego	9/12/64
Charlie Hennigan	7	104	San Diego	9/12/64
Charlie Hennigan	7	134	Oakland	9/19/64
Charlie Hennigan	11	188	Denver	9/27/64
Charlie Hennigan	8	138	N.Y. Jets	10/17/64
Charlie Hennigan	8	145	San Diego	10/25/64
Charlie Hennigan	12	160	Buffalo	11/1/64
Charles Frazier	9	143	Boston	11/6/64

Willie Frazier	2	102	Boston	11/6/64
Charlie Hennigan	6	104	Oakland	11/15/64
Charlie Hennigan	8	111	Kansas City	11/22/64
Charlie Hennigan	12	181	Boston	11/29/64
Charles Frazier	6	182	Boston	9/19/65
Charlie Hennigan	7	130	Denver	10/17/65
Charles Frazier	6	128	Buffalo	9/25/66
Charles Frazier	6	158	Boston	11/13/66
Alvin Reed	4	107	Kansas City	9/9/68
Alvin Reed	8	122	Oakland	9/29/68
Alvin Reed	4	132	Buffalo	10/27/68
Jim Bierne	4	103	Kansas City	11/28/68
Mac Haik	6	129	Buffalo	12/7/68
Alvin Reed	7	119	New York	10/19/69
Jerry LeVias	4	122	Denver	10/26/69
Jim Bierne	6	114	Cincinnati	11/9/69
Jerry LeVias	7	150	Denver	11/16/69
Jerry LeVias	4	101	Miami	11/23/69
Jerry LeVias	9	110	N.Y. Jets	12/6/69
Charlie Joiner	5	100	San Diego	10/25/70
Roy Hopkins	6	101	Kansas City	11/8/70
Jerry LeVias	3	101	Denver	11/29/70
Charlie Joiner	6	143	Cincinnati	12/13/70
Ken Burrough	4	122	San Diego	12/19/71
Ken Burrough	4	106	Atlanta	12/3/72
Dave Parks	5	127	Baltimore	11/4/73
Ken Burrough	7	117	Baltimore	11/4/73
Mike Montgomery	9	179	St. Louis	10/20/74
Ken Burrough	7	145	N.Y. Jets	11/3/74
Ken Burrough	3	111	Detroit	10/26/75
Ken Burrough	7	177	Kansas City	11/2/75
Ken Burrough	4	112	Oakland	12/14/75
Ken Burrough	5	129	Cleveland	12/21/75
Ken Burrough	5	107	Denver	10/10/76
Ken Burrough	5	136	San Diego	10/17/76
Billy Johnson	5	104	Atlanta	11/28/76
Ken Burrough	6	180	Chicago	11/6/77
Billy Johnson	6	138	Cincinnati	12/18/77
Ken Burrough	6	103	Miami	11/20/78
Mike Barber	4	112	Miami	11/20/78
Ken Burrough	3	109	Oakland	11/11/79
Ken Burrough	6	123	Cincinnati	11/18/79
Mike Barber	3	105	New England	11/10/80
Dave Casper	6	130	Cleveland	11/30/80
Dave Casper	7	120	Minnesota	12/21/80
Mike Holston	8	102	Atlanta	11/29/81
Dave Casper	6	139	Pittsburgh	12/20/81
Dave Casper	6	100	New England	11/28/82
Dave Casper	5	102	Philadelphia	12/19/82
Tim Smith	8	197	Green Bay	9/4/83
Tim Smith	11	147	Buffalo	9/25/83
Tim Smith	7	150	Cleveland	12/11/83
Tim Smith	6	102	Indianapolis	9/9/84
Tim Smith	5	159	San Diego	9/16/84
Tim Smith	6	101	San Francisco	10/21/84
Tim Smith	8	107	Kansas City	11/11/84
Tim Smith	7	108	Pittsburgh	12/2/84
Tim Smith	7	167	Cleveland	12/16/84
Butch Woolfolk	3	120	Miami	9/8/85
Butch Woolfolk	8	124	Denver	10/6/85
Drew Hill	6	132	St. Louis	10/27/85
Drew Hill	7	129	Cincinnati	12/1/85
Drew Hill	6	103	N.Y. Giants	12/8/85
Tim Smith	7	125	Cleveland	12/15/85
Drew Hill	9	210	Indianapolis	12/22/85
Ernest Givins	5	155	Detroit	10/5/86
Drew Hill	7	138	L.A. Raiders	10/26/86
Drew Hill	10	185	Cincinnati	11/9/86
Ernest Givins	8	156	Pittsburgh	11/16/86
Ernest Givins	7	102	Indianapolis	11/23/86
Ernest Givins	6	108	Minnesota	12/14/86
Drew Hill	5	114	Buffalo	12/21/86
Ernest Givins	6	117	L.A. Rams	9/13/87
Leonard Harris	6	104	Cleveland	10/4/87
Oliver Williams	9	124	New England	10/18/87

Drew Hill	4	101	San Francisco	11/8/87
Drew Hill	4	107	Pittsburgh	11/15/87
Ernest Givins	3	126	Cleveland	11/22/87
Drew Hill	7	134	Indianapolis	11/29/87
Drew Hill	4	102	New Orleans	12/13/87
Drew Hill	4	109	Pittsburgh	12/20/87
Drew Hill	6	109	Cincinnati	12/27/87
Ernest Givins	9	108	L.A. Raiders	9/11/88
Ernest Givins	5	104	Pittsburgh	10/16/88
Drew Hill	9	148	Washington	10/30/88
Drew Hill	8	139	Seattle	11/13/88
Ernest Givins	5	118	Phoenix	11/20/88
Drew Hill	5	100	Phoenix	11/20/88
Drew Hill	9	113	Dallas	11/24/88
Ernest Givins	6	119	Cleveland	12/18/88
Ernest Givins	5	128	New England	10/8/89
Drew Hill	5	128	Chicago	10/15/89
Drew Hill	9	101	Detroit	11/5/89
Drew Hill	10	141	Cleveland	12/23/89
Ernest Givins	11	136	Pittsburgh	12/31/89*
Ernest Givins	4	109	Atlanta	9/9/90
Drew Hill	10	123	Indianapolis	9/23/90
Ernest Givins	6	101	Cincinnati	10/14/90
Curtis Duncan	7	130	Cleveland	11/18/90
Drew Hill	6	102	Buffalo	11/26/90
Haywood Jeffires	9	245	Kansas City	12/16/90

*Denotes playoff game

100-YARD RECEIVERS SUMMARY

Charlie Hennigan (26), Drew Hill (22), Ken Burrough (14), Ernest Givins (14*), Tim Smith (10), Bill Groman (8), Charles Frazier (5), Jerry LeVias (5), Dave Casper (5), Alvin Reed (4), Willard Dewveall (2), Jim Bierne (2), Charlie Joiner (2), Billy Johnson (2), Mike Barber (2), Butck Woolfolk (2), Billy Cannon (1*), John White (1), Sid Blanks (1), Willie Frazier (1), Mac Haik (1), Roy Hopkins (1), Dave Parks (1), Mike Montgomery (1), Leonard Harris (1), Oliver Williams (1), Curtis Duncan (1), Haywood Jeffires (1)


LONGEST PLAYS

Rushing		Distance	Punt Returns		Distance
1960	Dave Smith	65	1960	Billy Cannon	51
1961	Billy Cannon	61	1961	Mark Johnson	62
1962	Billy Cannon	64	1962	Tony Banfield	50
1963	Charles Tolar	33	1963	Bobby Jancik	56
1964	Sid Blanks	91	1964	Bobby Jancik	82
1965	Ode Burrell	63	1965	Ode Burrell	33
1966	Hoyle Granger	69	1966	Ode Burrell	29
1967	Hoyle Granger	67	1967	Larry Carwell	54
1968	Hoyle Granger	47	1968	Sid Blanks	39
1969	Roy Hopkins	43	1969	Jerry LeVias	46
1970	Joe Dawkins	49	1970	Jerry LeVias	33
1971	Robert Holmes	31	1971	Linzy Cole	31
1972	Fred Willis	43	1972	Ken Houston	33
1973	Bob Gresham	52	1973	Jeff Severson	74
1974	Ronnie Coleman	37	1974	Billy Johnson	49
1975	Ronnie Coleman	46	1975	Billy Johnson	83
1976	Fred Willis	44	1976	Ronnie Coleman	69
1977	Rob Carpenter	77	1977	Billy Johnson	76
1978	Earl Campbell	81	1978	Guido Merkens	42
1979	Earl Campbell	61	1979	Rich Ellender	36
1980	Earl Campbell	55	1980	Carl Roaches	68
1981	Earl Campbell	43	1981	Carl Roaches	40
1982	Archie Manning	24	1982	Carl Roaches	25
1983	Larry Moriarty	80	1983	Carl Roaches	23
1984	Larry Moriarty	51	1984	Carl Roaches	18
1985	Butch Woolfolk	43	1985	Willie Drewrey	23
1986	Ernest Givins	43	1986	Willie Drewrey	25
1987	Mike Rozier	41	1987	Kenny Johnson	26
1988	Alonzo Highsmith	42	1988	Kenny Johnson	16
1989	Allen Pinkett	60	1989	Kenny Johnson	19
1990	Ernest Givins	31	1990	Gerald McNeil	26

Punting		Distance	Field Goal		Distance
1960	Charlie Milstead	59	1960	George Blanda	53
1961	Jim Norton	64	1961	George Blanda	55
1962	Jim Norton	64	1962	George Blanda	54
1963	Jim Norton	68	1963	George Blanda	48
1964	Jim Norton	79	1964	George Blanda	49
1965	Jim Norton	65	1965	George Blanda	45
1966	Jim Norton	65	1966	George Blanda	50
1967	Jim Norton	58	1967	John Wittenborn	47
1968	Jim Norton	64	1968	John Wittenborn	44
1969	Roy Gerela	70	1969	Roy Gerela	50
1970	Spike Jones	73	1970	Roy Gerela	48
1971	Dan Pastorini	62	1971	Mark Moseley	44
1972	Dan Pastorini	63	1972	Skip Butler	47
1973	Dave Green	61	1973	Skip Butler	55
1974	David Beverly	69	1974	Skip Butler	46
1975	Dan Pastorini	68	1975	Skip Butler	48
1976	Dan Pastorini	74	1976	Skip Butler	54
1977	Cliff Parsley	55	1977	Toni Fritsch	46
1978	Cliff Parsley	59	1978	Toni Fritsch	49
1979	Cliff Parsley	57	1979	Toni Fritsch	52
1980	Cliff Parsley	57	1980	Toni Fritsch	46
1981	Cliff Parsley	62	1981	Toni Fritsch	50
1982	John James	56	1982	Florian Kempf	37
1983	John James	53	1983	Florian Kempf	51
1984	John James	55	1984	Florian Kempf	49
1985	Lee Johnson	65	1985	Tony Zendejas	52
1986	Lee Johnson	66	1986	Tony Zendejas	51
1987	Lee Johnson	59	1987	Tony Zendejas	52
1988	Greg Montgomery	61	1988	Tony Zendejas	52
1989	Greg Montgomery	63	1989	Tony Zendejas	52
1990	Greg Montgomery	60	1990	Teddy Garcia	49

Kickoff Returns		Distance	Interception Returns		Distance
1960	Ken Hall	104	1960	Mark Johnston	33
1961	Billy Cannon	47	1961	Tony Banfield	58
1962	Bobby Jancik	61	1962	Jim Norton	36
1963	Bobby Jancik	53	1963	Mark Johnston	90
1964	Ode Burrell	93	1964	Pete Jaquess	98
1965	Pete Jaquess	69	1965	Gary Cutsinger	72
1966	Bobby Jancik	53	1966	Jim Norton	56
1967	Zeke Moore	92	1967	Miller Farr	67
1968	Zeke Moore	45	1968	Ken Houston	66
1969	Jerry LeVias	87	1969	Ken Houston	
1970	Zeke Moore	45		Zeke Moore	51
1971	Linzy Cole	45	1970	Leroy Mitchell	35
1972	Lewis Jolley	43	1971	John Charles	51
1973	Bob Gresham	103	1972	Bob Atkins	
1974	Billy Johnson	67		Benny Johnson	34
1975	Billy Johnson	81	1973	Joe Blahak	87
1976	Billy Johnson	53	1974	Bob Atkins	36
1977	Billy Johnson	76	1975	Zeke Moore	74
1978	Johnnie Dirden	60	1976	C.L. Whittington	50
1979	Carter Hartwig	36	1977	Willie Alexander	95
1980	Carl Roaches	46	1978	Greg Stemrick	38
1981	Carl Roaches	96	1979	J.C. Wilson	66
1982	Carl Roaches	45	1980	Vernon Perry	42
1983	Carl Roaches	97	1981	Greg Stemrick	38
1984	Carl Roaches	49	1982	Róbert Brazile	31
1985	Steve Tasker	52	1983	Willie Tullis	44
1986	Allen Pinkett	48	1984	Steve Brown	26
1987	Curtis Duncan	62	1985	Bo Eason	55
1988	Lorenzo White	90	1986	Steve Brown	38
1989	Leonard Harris	63	1987	Eugene Seale	73
1990	Gerald McNeil	64	1988	Kenny Johnson	51
			1989	Robert Lyles	48
			1990	Terry Kinard	47

Year	Pass Play	Dist.	Opponent	Date
1960	Jacky Lee to Bill Groman	92t	Denver	11/20/60
1961	Jacky Lee to Bill Groman	80t	Denver	11/5/61
1962	Jacky Lee to Willard Dewveall	98t	San Diego	11/25/62
1963	George Blanda to Charley Frazier	80t	Buffalo	10/20/63
1964	George Blanda to Willie Frazier	80t	Boston	11/6/64
1965	George Blanda to Dick Compton	95t	Buffalo	12/5/65
1966	George Blanda to Willie Frazier	79t	Denver	10/2/66
1967	Don Trull to Willie Frazier	53	Kansas City	9/9/67
1968	Pete Beathard to Jim Bierne	66t	Kansas City	11/28/68
1969	Pete Beathard to Jerry LeVias	86t	Denver	11/16/69
1970	Jerry Rhome to Charley Joiner	87t	Cincinnati	12/13/70
1971	Charley Johnson to Charley Joiner	70t	Cincinnati	10/3/71
1972	Dan Pastorini to Charley Joiner	82t	Miami	9/24/72
1973	Lynn Dickey to Billy Parks	66t	Baltimore	11/4/73
1974	Dan Pastorini to Mike Montgomery	65	St. Louis	10/20/74
1975	Dan Pastorini to Ken Burrough	77t	Kansas City	11/2/75
1976	John Hadl to Ken Burrough	69t	Pittsburgh	11/21/76
1977	Dan Pastorini to Ken Burrough	85t	Chicago	11/6/77
1978	Dan Pastorini to Robert Woods	80t	New Orleans	12/10/78
1979	Dan Pastorini to Ken Burrough	55t	Oakland	11/11/79
1980	Ken Stabler to Mike Barber	79t	New England	11/10/80
1981	Ken Stabler to Ken Burrough	71t	Miami	9/20/81
1982	Archie Manning to Mike Renfro	54t	Dallas	12/13/82
1983	Oliver Luck to Earl Campbell	66	Miami	12/4/83
1984	Warren Moon to Herkie Walls	76	Cincinnati	10/28/84
1985	Warren Moon to Butch Woolfolk	80t	Miami	9/8/85
1986	Warren Moon to Drew Hill	81t	Detroit	10/5/86
1987	Warren Moon to Ernest Givins	83t	Cleveland	11/22/87
1988	Warren Moon to Drew Hill	57t	Seattle	11/13/88
1989	Warren Moon to Curtis Duncan	55	Cleveland	10/29/89
1990	Warren Moon to Haywood Jeffires	87t	Kansas City	12/16/90



Houston Oiler QB Warren Moon on the set during production of Diet Coke NFL advertising.

YEAR-BY-YEAR OFFENSE

(Regular Season)

Year	Total Plays	First Downs	Rush Yards	Net Pass Yards	Total Yards	Total Points
1960	929	262	1565	3352	4917	379
1961	959	293	1896	4392	6288	513
1962	932	255	1742	3229	4971	387
1963	843	254	1194	3210	4404	302
1964	942	291	1362	3576	4874	310
1965	905	229	1175	2813	3988	298
1966	901	246	1515	2897	4412	335
1967	829	207	2122	1390	3519	258
1968	907	240	1804	2458	4352	303
1969	966	256	1706	2825	4531	278
1970	922	232	1556	2768	4324	217
1971	815	201	1106	2643	3749	251
1972	817	183	1521	2045	3566	164
1973	840	193	1388	1919	3307	199
1974	817	200	1354	1983	3337	243
1975	900	234	2068	1869	3937	293
1976	839	199	1498	2072	3570	222
1977	857	226	1998	1875	3873	299
1978	994	276	2476	2338	4824	283
1979	1034	268	2571	2256	4827	362
1980	1038	329	2635	3007	5642	295
1981	945	241	1734	2777	4511	281
1982	551	138	799	1574	2373	136
1983	1033	295	1998	2899	4897	288
1984	969	284	1656	3228	4884	240
1985	998	270	1570	3082	4652	284
1986	1089	299	1700	3449	5149	274
1987	998	294	1923	3300	5223	345
1988	1010	308	2249	2956	5205	424
1989	1028	327	1928	3499	5427	365
1990	1006	376	1417	4805	6222	405

Bold Face Denotes Club Record

YEAR-BY-YEAR DEFENSE

Year	Total Plays	First Downs	Rush Yards	Net Pass Yards	Total Yards	Total Points
1960	995	282	1027	3874	4891	285
1961	877	235	1634	2392	4026	241
1962	848	217	1569	2561	4130	270
1963	870	256	1981	2600	4581	372
1964	896	267	1989	3315	5241	355
1965	946	271	2683	2470	5153	429
1966	867	244	1778	3162	4940	396
1967	910	233	1637	2455	4051	199
1968	853	198	1704	1671	3375	248
1969	843	183	1556	2217	3773	279
1970	840	227	1793	2851	4644	352
1971	880	237	1684	2207	2891	330
1972	894	262	2595	2312	4908	380
1973	909	274	2410	2237	4647	447
1974	919	267	2070	2376	4446	282
1975	952	264	1680	2457	4137	226
1976	885	226	2072	1915	3986	273
1977	906	246	1802	2142	3944	230
1978	1077	292	2072	2842	4914	298
1979	1040	304	2225	2765	4990	331
1980	932	259	1811	2801	4612	251
1981	1084	325	2411	3315	5726	355
1982	610	187	1255	2213	3438	245
1983	1031	332	2787	2845	5632	460
1984	1075	345	2789	3179	5968	437
1985	1091	356	2814	3341	6155	412
1986	1054	285	2035	2999	5034	329
1987	976	287	1848	3145	4993	349
1988	985	304	1592	3266	4858	365
1989	940	314	1669	3542	5211	412
1990	890	279	1575	3060	4635	307

Bold Face Denotes Club Record 1960-77—14 games 1982—9 games
1978-81, 1983-86, 1988-90—16 games 1987—15 games

HOME / AWAY RECORDS

HOME RECORD					ROAD RECORD				
Year	W	L	T	Pct.	Year	W	L	T	Pct.
1960	6	1	0	.857	1960	4	3	0	.571
1961	6	1	0	.857	1961	4	2	1	.643
1962	6	1	0	.857	1962	5	2	0	.714
1963	4	3	0	.571	1963	2	5	0	.286
1964	3	4	0	.429	1964	1	6	0	.143
1965	3	4	0	.429	1965	1	6	0	.143
1966	3	4	0	.429	1966	0	7	0	.000
1967	5	2	0	.714	1967	4	2	1	.643
1968	3	4	0	.429	1968	4	3	0	.571
1969	4	2	1	.643	1969	2	4	1	.357
1970	1	6	0	.143	1970	2	4	1	.357
1971	3	3	1	.500	1971	1	6	0	.143
1972	1	6	0	.143	1972	0	7	0	.000
1973	0	7	0	.000	1973	1	6	0	.143
1974	3	4	0	.429	1974	4	3	0	.571
1975	5	2	0	.714	1975	5	2	0	.714
1976	3	4	0	.429	1976	2	5	0	.286
1977	5	2	0	.714	1977	3	4	0	.429
1978	5	3	0	.625	1978	5	3	0	.625
1979	6	2	0	.750	1979	5	3	0	.625
1980	6	2	0	.750	1980	5	3	0	.625
1981	5	3	0	.625	1981	2	6	0	.250
1982	1	4	0	.200	1982	0	4	0	.000
1983	2	6	0	.250	1983	0	8	0	.000
1984	2	6	0	.250	1984	1	7	0	.125
1985	4	4	0	.500	1985	1	7	0	.125
1986	4	4	0	.500	1986	1	7	0	.125
1987	5	2	0	.714	1987	4	4	0	.500
1988	7	1	0	.875	1988	3	5	0	.375
1989	6	2	0	.750	1989	3	5	0	.375
1990	6	2	0	.750	1990	3	5	0	.375

31-YEAR TOTALS (Regular Season Only)

	W	L	T	Pct.
Home Games	123	101	2	.549
Road Games	78	144	4	.354
Totals	201	245	6	.451

PRIME TIME OILERS

YEAR	DATE	OPPONENT	SCORE	ATTEN- DANCE
1970	Mon., Dec. 7	CLEVELAND	10-21 L	50,528
1972	Mon., Oct. 9	OAKLAND	0-34 L	51,378
1975	Mon., Nov. 24	PITTSBURGH	9-32 L	51,851
1976	Mon., Nov. 1	at Baltimore	14-38 L	60,020
1978	Mon., Oct. 23	at Pittsburgh	24-17 W	48,021
1978	Mon., Nov. 20	MIAMI	35-30 W	51,874
1979	Mon., Nov. 5	at Miami	9-6 W	70,273
1979	Mon., Dec. 10	PITTSBURGH	20-17 W	55,293
1980	Mon., Sept. 15	at Cleveland	16-7 W	80,243
1980	Mon., Nov. 10	NEW ENGLAND	38-34 W	51,524
1980	Thur., Dec. 4	PITTSBURGH	6-0 W	53,960
1981	Mon., Oct. 26	at Pittsburgh	13-26 L	52,372
1981	Thur., Dec. 3	CLEVELAND	17-13 W	44,502
1982	Mon., Dec. 13	DALLAS	7-37 L	51,808
1988	Sun., Oct. 30	WASHINGTON	41-17 W	48,781
1988	Mon., Nov. 7	CLEVELAND	24-17 W	51,467
1988	Sun., Dec. 4	PITTSBURGH	34-37 L	47,791
1989	Mon., Nov. 13	CINCINNATI	26-24 W	60,694
1989	Sat., Dec. 23	CLEVELAND	20-24 L	58,852
1990	Sun., Sept. 16	at Pittsburgh	9-20 L	54,814
1990	Mon., Nov. 26	BUFFALO	27-24 W	60,130
1990	Sun., Dec. 30	PITTSBURGH	34-14 W	56,906

TOTALS: 9-6 Monday Night (6-4 home, 3-2 road)
 2-0 Thursday Night (2-0 home)
 0-1 Saturday Night (0-1 home)
 2-2 Sunday Night (2-1 home, 0-1 road)

OILERS MONTH-BY-MONTH

(*Regular Season)

YEAR	SEPT.	OCT.	NOV.	DEC.	RECORD
1960	2-1	3-1	3-1	2-1	10-4
1961	1-1	2-2-1	4-0	3-0	10-3-1
1962	2-1	2-2	4-0	3-0	11-3
1963	2-2	3-1	1-2	0-3	6-8
1964	2-1	0-4	0-5	2-0	4-10
1965	2-1	2-2	0-4	0-3	4-10
1966	2-2	1-3	0-3	0-3	3-11
1967	1-2	3-0-1	2-1	3-1	9-4-1
1968	1-3	2-2	2-2	2-0	7-7
1969	2-1	2-2	1-2-2	1-1	6-6-2
1970	1-1	1-2-1	1-4	0-3	3-10-1
1971	0-2	1-3-1	0-4	3-0	4-9-1
1972	0-2	1-4	0-4	0-3	1-13
1973	0-3	0-4	1-3	0-3	1-13
1974	1-2	1-3	3-1	2-1	7-7
1975	2-0	3-1	2-3	3-0	10-4
1976	2-1	2-2	1-4	0-2	5-9
1977	2-0	1-4	3-1	2-1	8-6
1978	2-2	3-2	4-0	1-2	10-6
1979	4-1	2-2	4-0	1-2	11-5
1980	3-1	2-2	3-2	3-0	11-5
1981	2-2	2-2	1-4	2-1	7-9
1982	1-1	0-0	0-2	0-4	1-8
1983	0-4	0-5	1-3	1-2	2-14
1984	0-5	0-4	2-2	1-2	3-13
1985	1-3	2-2	2-2	0-4	5-11
1986	1-3	0-4	2-3	2-1	5-11
1987	1-1	3-1	2-3	3-1	9-6
1988	3-1	3-2	3-1	1-2	10-6
1989	1-2	3-2	3-1	2-2	9-7
1990	2-2	2-2	2-1	3-2	9-7
TOTALS	46-54	52-72-4	57-68-2	46-50	201-245-6

*Does not include January 2, 1983 35-27 loss vs. Cincinnati

HOT 'N' COLD OILERS

FIVE WARMEST GAMES

DATE	OPPONENT	SCORE	WEATHER
9/11/83	at L.A. Raiders	6-20 L	96°, clear
9/9/90	at Atlanta	27-47 L	94°, partly cloudy
10/7/62	BUFFALO	17-14 W	93°, showers
9/14/65	N.Y. JETS	27-21 W	93°, sunny
10/6/63	at Kansas City	7-28 L	92°, sunny

FIVE COLDEST GAMES

DATE	OPPONENT	SCORE	WEATHER
12/17/89	at Cincinnati	7-61 L	7°, overcast
12/14/80	at Green Bay	22-3 W	20°, clear
*1/6/80	at Pittsburgh	13-27 L	22°, partly cloudy
12/15/85	at Cleveland	21-28 L	22°, overcast
12/18/88	at Cleveland	23-28 L	22°, overcast

*Playoff game

TEN LARGEST MARGINS...

...OF VICTORY

MARGIN	SCORE	DATE	OPPONENT
1. 55 points	55-0	9/9/61	OAKLAND
2. 47 points	47-0	11/6/77	CHICAGO
3. 44 points	58-14	12/9/90	CLEVELAND
4. 42 points	55-13	11/5/61	at Denver
5. 39 points	56-17	10/14/62	N.Y. TITANS
6. 38 points	45-7	9/3/66	DENVER
7. 36 points	49-13	11/19/61	N.Y. TITANS
8. 35 points	41-6	12/11/88	CINCINNATI
9. 34 points	44-10	12/15/62	at N.Y. Titans
10. 32 points	39-7	10/1/89	MIAMI

...OF DEFEAT

MARGIN	SCORE	DATE	OPPONENT
1. 54 points	61-7	12/17/89	at Cincinnati
2. 44 points	44-0	11/1/70	at St. Louis
44 points	61-17	12/17/72	CINCINNATI
4. 42 points	45-3	11/1/63	at Boston
42 points	52-10	12/20/70	at Dallas
42 points	45-3	9/18/88	at N.Y. Jets
7. 41 points	51-10	10/13/74	at Minnesota
8. 39 points	52-13	9/18/66	at N.Y. Jets
9. 34 points	34-0	10/9/72	OAKLAND
34 points	34-0	11/26/89	at Kansas City

CONSECUTIVE VICTORIES AND LOSSES

CONSECUTIVE VICTORIES

MOST OVERALL

10	10/22/61 - 9/9/62
7	11/4/62 - 12/15/62
5	10/28/79 - 11/22/79
5	10/29/80 - 11/16/80
4	10/12/75 - 11/2/75

AT HOME

9	12/6/87 - 11/20/88
7	10/22/61 - 10/14/62
6	10/9/60 - 9/9/61
6	11/17/68 - 10/26/69
5	11/9/86 - 9/13/87

ON ROAD

5	10/29/61 - 9/9/62
4	10/27/74 - 12/1/74
4	12/7/75 - 10/3/76
3	11/4/62 - 12/15/62
3	11/12/67 - 9/14/68
3	11/23/68 - 10/4/69
3	11/12/78 - 9/2/79

START OF SEASON

2	9/11/60 - 9/18/60
2	9/12/65 - 9/19/65
2	9/3/66 - 9/10/66
2	9/21/75 - 9/28/75
2	9/12/76 - 9/19/76
2	9/18/77 - 9/25/77
2	9/6/81 - 9/13/81
2	9/4/88 - 9/11/88

CONSECUTIVE LOSSES

MOST OVERALL

18	10/9/72 - 10/28/73
17	11/21/82 - 11/6/83
10	9/2/84 - 11/4/84
9	10/4/64 - 11/29/64
8	9/14/86 - 11/2/86

AT HOME

13	10/9/72 - 12/16/73
9	11/21/82 - 11/6/83
5	9/2/84 - 10/28/84
5	12/8/85 - 10/26/85
4	9/9/68 - 10/20/68

ON ROAD

*23	9/27/81 - 11/4/84
11	9/17/72 - 10/28/73
10	11/21/65 - 12/18/66
10	11/1/70 - 11/21/71
8	9/21/86 - 9/20/87

START OF SEASON

10	9/4/83 - 11/6/83
10	9/2/84 - 11/4/84
7	9/16/73 - 10/28/73
2	9/17/72 - 9/24/72
2	9/9/90 - 9/16/90

*NFL record

TOP TEN ATTENDANCE

DATE	OPPONENT	SCORE	CROWD
Home Games – Tickets Distributed			
1. 12/23/89	Cleveland	20-24 L	62,458
2. 12/30/90	Pittsburgh	34-14 W	62,425
3. 10/21/90	New Orleans	23-10 W	62,326
4. 11/26/90	Buffalo	27-24 W	61,921
5. 11/13/89	Cincinnati	26-24 W	61,838
6. 11/19/89	L.A. Raiders	23-7 W	61,824
7. 10/7/90	San Francisco	21-24 L	61,796
8. 10/22/89	Pittsburgh	27-0 W	61,410
9. 12/9/90	Cleveland	58-14 W	60,949
10. 10/28/90	N.Y. Jets	12-17 L	59,951

Home Games – Announced

1. 11/13/89	Cincinnati	26-24 W	60,694
2. 11/26/90	Buffalo	27-24 W	60,130
3. 10/7/90	San Francisco	21-24 L	59,931
4. 11/19/89	L.A. Raiders	23-7 W	59,198
5. 10/22/89	Pittsburgh	27-0 W	59,091
6. 12/23/89	Cleveland	20-24 L	58,852
7. 12/31/89	Pittsburgh	23-26 L	58,306
8. 10/21/90	New Orleans	23-10 W	57,908
9. 9/24/89	Buffalo	41-47 L	57,278
10. 12/30/90	Pittsburgh	34-14 W	56,906

Road Games – Tickets Distributed

1. 9/15/80	Cleveland	16-7 W	81,047
2. 9/13/81	Cleveland	9-3 W	80,142
3. 1/1/89	Buffalo	10-17 L	80,023
4. 11/10/74	Buffalo	21-9 W	80,020
5. 10/29/89	Cleveland	17-28 L	79,939
6. 12/18/88	Cleveland	23-28 L	79,873
7. 12/24/88	Cleveland	24-23 W	79,508
8. 11/18/90	Cleveland	35-23 W	78,155
9. 11/18/73	Kansas City	14-39 L	78,000
10. 9/24/72	Miami	13-34 L	77,821

Road Games – Announced

1. 9/15/80	Cleveland	16-7 W	80,243
2. 1/1/89	Buffalo	10-17 L	79,532
3. 9/13/81	Cleveland	9-3 W	79,483
4. 11/10/74	Buffalo	21-9 W	79,223
5. 10/29/89	Cleveland	17-28 L	78,765
6. 9/24/72	Miami	13-34 L	77,821
7. 11/18/90	Cleveland	35-23 W	76,726
8. 12/24/88	Cleveland	24-23 W	74,977
9. 10/6/85	Denver	20-31 L	74,699
10. 12/18/88	Cleveland	23-28 L	74,610



ALL-TIME ATTENDANCE

(Regular Season Games Only)

Year	Home Games	Attendance	Average	Stadium
1960	7	140,136	20,019	Jeppesen
1961	7	195,024	27,861	Jeppesen
1962	7	200,285	28,612	Jeppesen
1963	7	163,372	23,339	Jeppesen
1964	7	141,777	20,254	Jeppesen
1965	7	240,857	34,408	Rice
1966	7	177,896	25,414	Rice
1967	7	185,129	26,447	Rice
1968	7	283,383	40,483	Astrodome
1969	7	309,420	44,203	Astrodome
1970	7	294,425	42,061	Astrodome
1971	7	289,954	41,422	Astrodome
1972	7	285,851	40,836	Astrodome
1973	7	219,386	31,341	Astrodome
1974	7	237,403	33,915	Astrodome
1975	7	336,458	48,065	Astrodome
1976	7	331,895	47,414	Astrodome
1977	7	345,820	49,403	Astrodome
1978	8	411,652	51,457	Astrodome
1979	8	396,580	49,573	Astrodome
1980	8	398,699	49,837	Astrodome
1981	8	355,259	44,407	Astrodome
1982	5	200,340	40,068	Astrodome
1983	8	321,440	40,180	Astrodome
1984	8	323,533	40,442	Astrodome
1985	8	329,445	41,181	Astrodome
1986	8	303,786	37,973	Astrodome
1987	7	259,875	37,125	Astrodome
1988	8	365,981	45,748	Astrodome
1989	8	451,027	56,378	Astrodome
1990	8	449,275	56,159	Astrodome

Totals **226** **8,945,363** **39,581**

Year **Road Games** **Attendance** **Average**

1960	7	132,804	18,972
1961	7	121,355	17,336
1962	7	94,823	13,546
1963	7	173,863	24,838
1964	7	185,507	26,501
1965	7	209,392	29,913
1966	7	233,659	33,380
1967	7	262,256	37,465
1968	7	285,872	40,839
1969	7	290,442	41,492
1970	7	365,007	52,144
1971	7	368,657	52,665
1972	7	398,939	56,991
1973	7	373,858	53,408
1974	7	377,206	53,887
1975	7	382,317	54,617
1976	7	381,322	54,475
1977	7	375,514	53,645
1978	8	461,075	57,634
1979	8	458,934	57,367
1980	8	499,926	62,491
1981	8	489,853	61,232
1982	4	202,173	50,543
1983	8	385,775	48,222
1984	8	384,111	48,014
1985	8	404,596	50,575
1986	8	389,508	48,689
1987	8	425,828	53,229
1988	8	479,415	59,927
1989	8	438,397	54,800
1990	8	468,544	58,568

Totals **226** **10,500,928** **46,464**

INDIVIDUAL RECORDS

SERVICE

Most Seasons

Career	16	Elvin Bethea (1968-83)
	12	Gregg Bingham (1973-84)
		Ken Burrough (1971-82)
	11	Zeke Moore (1967-77)
Active	9	Mike Munchak (1982-90)

Most Games (Regular Season Only)

Career	210	Elvin Bethea (1968-83)
	173	Gregg Bingham (1973-84)
	147	Robert Brazile (1975-84)
	145	Zeke Moore (1967-77)
	144	Ken Burrough (1971-82)
Active	120	Bruce Matthews (1983-90)

Most Consecutive Games Played (Regular Season Only)

147	Robert Brazile (1975-84)
135	Elvin Bethea (1968-77)
134	Gregg Bingham (1973-81)

Most Consecutive Starts (Regular Season Only)

147	Robert Brazile (1975-84)
135	Elvin Bethea (1968-77)
134	Gregg Bingham (1973-81)

SCORING

Most Total Points

Career	596	George Blanda (1960-66) 4 TD, 299 PAT, 91 FG
	548	Tony Zendejas (1985-90), 197 PAT, 117 FG
	438	Earl Campbell (1978-84) 73 TD
	392	Toni Fritsch (1977-81) 149 PAT, 81 FG
	330	Skip Butler (1972-77) 120 PAT, 70 FG
Season	115	George Blanda (1960) 4 TD, 46 PAT, 15 FG
		Tony Zendejas (1989) 40 PAT, 25 FG
	114	Earl Campbell (1979) 19 TD
		Tony Zendejas (1988) 48 PAT, 22 FG
Game	30	Billy Cannon (12/10/61 vs. N.Y. Titans) 5 TD
	26	George Blanda (9/18/60 vs. L.A. Chargers) 3 TD, 2 PAT, 1 FG

Most Total Points—Rookie

92	Tony Zendejas (1985) 29 PAT, 21 FG
86	Roy Gerela (1969) 29 PAT, 19 FG

Most Seasons, 100 or More Points

2	George Blanda (1960, 1961)
	Tony Zendejas (1988, 1989)

Most Consecutive Games Scoring Points

40	George Blanda (1960-63)
----	-------------------------

Most Touchdowns

Career	73	Earl Campbell (1978-84)
	51	Charles Hennigan (1960-66)
	48	Kenny Burrough (1971-81)
Season	19	Earl Campbell (1979)
	18	Bill Groman (1961)
Game	5	Billy Cannon (12/10/61 vs. N.Y. Titans)

Most Consecutive Games Scoring TD

8	Bill Groman (1961)
5	Hoyle Granger (1967)
	Earl Campbell (1979)

Most Field Goals

Career	117	Tony Zendejas (1985-90)
	91	George Blanda (1960-66)
	81	Toni Fritsch (1977-81)
Season	25	Tony Zendejas (1989)
	22	Tony Zendejas (1986, 1988)
	21	Toni Fritsch (1979)
		Tony Zendejas (1985)
Game	6	Skip Butler (10/12/75 vs. Cleveland)

Longest Field Goal

55	George Blanda (12/3/61 vs. San Diego)
54	George Blanda (11/12/62 vs. Oakland)
	Skip Butler (9/19/76 vs. Buffalo)

Most Field Goal Attempts

Career	189	George Blanda (1960-66)
	163	Tony Zendejas (1985-90)
	121	Skip Butler (1972-77)

Season	40	Roy Gerela (1969)
	37	Tony Zendejas (1989)
	34	George Blanda (1960)
		Tony Zendejas (1988)
Game	6	Skip Butler (10/12/75 vs. Cleveland)

Most Consecutive Field Goals

11	Florian Kempf (1983)
----	----------------------

Most Consecutive Games With Field Goal

10	George Blanda (1964-65)
	George Blanda (1966)

Highest Field Goal Pct.

Season	85.0	Florian Kempf (1983) 17 of 20
	84.0	Toni Fritsch (1979) 21 of 25

Most Extra Points

Career	299	George Blanda (1960-66)
	197	Tony Zendejas (1985-90)
	149	Toni Fritsch (1977-81)
Season	64	George Blanda (1961)
	48	George Blanda (1962)
		Tony Zendejas (1988)
Game	7	George Blanda (11/5/61 vs. N.Y. Titans)
		Teddy Garcia (12/9/90 vs. Cleveland)

Most Consecutive PATs

75	Skip Butler (1972-76)
64	George Blanda (1961-62)
63	George Blanda (1960-61)

RUSHING

Most Yards Rushing

Career	8574	Earl Campbell (1978-84)
	3514	Hoyle Granger (1966-70, 72)
	3426	Mike Rozier (1985-90)
	3288	Charles Tolar (1960-66)
Season	1934	Earl Campbell (1980)
	1697	Earl Campbell (1979)
	1450	Earl Campbell (1978)
Game	216	Billy Cannon (12/10/61 vs. N.Y. Titans)
	206	Earl Campbell (11/16/80 vs. Chicago)

Most Rushing Attempts

Career	1979	Earl Campbell (1978-84)
	910	Mike Rozier (1985-90)
	908	Charles Tolar (1960-66)
	773	Hoyle Granger (1966-70, 72)
Season	373	Earl Campbell (1980)
	368	Earl Campbell (1979)
	361	Earl Campbell (1981)
Game	39	Earl Campbell (10/11/81 vs. Seattle)
	38	Earl Campbell (10/12/80 vs. Denver)
	37	Earl Campbell (10/4/81 vs. Cincinnati)

Most Touchdowns Rushing

Career	73	Earl Campbell (1978-84)
	27	Mike Rozier (1985-90)
	20	Charles Tolar (1960-66)
Season	19	Earl Campbell (1979)
	13	Earl Campbell (1978, 1980)
Game	4	Earl Campbell (11/20/78 vs. Miami)
		Lorenzo White (12/9/90 vs. Cleveland)

Most Consecutive Games Touchdowns Rushing

5	Earl Campbell (1979)
4	Earl Campbell (1981)
	Alonzo Highsmith (1989)
3	Robert Holmes (1971)
	Willie Rodgers (1974)
	Earl Campbell (1980, 1981)

Best Rushing Average

Career	4.56	Hoyle Granger (1966-70, 1972)
(Minimum 1500 yds)	4.33	Earl Campbell (1978-84)
Season	5.21	Sid Blanks (1964)
	5.18	Earl Campbell (1980)
	5.05	Hoyle Granger (1967)

Longest Rushing Plays

91	Sid Blanks (12/13/64 vs. N.Y. Jets)
81	Earl Campbell (11/20/78 vs. Miami)
80	Larry Moriarty (9/11/83 vs. Raiders)
77	Rob Carpenter (11/27/77 vs. Kansas City)

Most Yards Rushing (Rookie Season)

1450 Earl Campbell (1978)
756 Sid Blanks (1964)

Most Seasons, 1000 Yards

5 Earl Campbell (1978-81, 1983)

Most 100-Yard Games

Season 11 Earl Campbell (1979)

Most 200-Yard Games

Season 4 Earl Campbell (1980)

Most Consecutive 100-Yard Games

7 Earl Campbell (1979)
6 Earl Campbell (1980)

PASSING**Most Passing Yards**

Career 22989 Warren Moon (1984-90)
19149 George Blanda (1960-66)
16846 Dan Pastorini (1971-79)
5190 Ken Stabler (1980-81)
Season 4689 Warren Moon (1990)
3631 Warren Moon (1989)
3338 Warren Moon (1984)
3330 George Blanda (1961)
Game 527 Warren Moon (12/16/90 vs. Kansas City)
464 George Blanda (10/29/61 vs. Buffalo)

Most Passing Attempts

Career 3025 Warren Moon (1984-90)
2784 George Blanda (1960-66)
2767 Dan Pastorini (1971-79)
Season 584 Warren Moon (1990)
505 George Blanda (1964)
488 Warren Moon (1986)
464 Warren Moon (1989)
454 Ken Stabler (1980)
Game 68 George Blanda (11/1/64 vs. Buffalo)
60 George Blanda (11/7/65 vs. N.Y. Jets)

Most Passes Completed

Career 1701 Warren Moon (1984-90)
1426 Dan Pastorini (1971-79)
1347 George Blanda (1960-66)
Season 362 Warren Moon (1990)
293 Ken Stabler (1980)
280 Warren Moon (1989)
262 George Blanda (1962)
259 Warren Moon (1984)
Game 37 George Blanda (11/1/64 vs. Buffalo)
33 Ken Stabler (11/23/80 vs. N.Y. Jets)
32 Warren Moon (12/23/89 vs. Cleveland)

Most Touchdown Passes

Career 165 George Blanda (1960-66)
134 Warren Moon (1984-90)
96 Dan Pastorini (1971-79)
Season 36 George Blanda (1961)
33 Warren Moon (1990)
27 George Blanda (1962)
24 George Blanda (1960, 1963)
Game 7 George Blanda (11/19/61 vs. N.Y. Titans)
6 George Blanda (10/14/62 vs. N.Y. Titans)

Most Consecutive Games With TD Pass

14 George Blanda (1964-65)
13 Warren Moon (1990)
9 George Blanda (1961, including playoffs)

Most Passes Had Intercepted

Career 189 George Blanda (1960-66)
139 Dan Pastorini (1971-79)
112 Warren Moon (1984-90)
Season 42 George Blanda (1962)
28 Ken Stabler (1980)
26 Warren Moon (1986)
Game 6 George Blanda (9/9/62 vs. Buffalo)
George Blanda (11/14/65 vs. Denver)

Most Consecutive Attempts Without Interception

130 Warren Moon (1984)

Longest Passing Plays

98t	Jacky Lee to Willard Dewveall (11/25/62 vs. San Diego)
95t	George Blanda to Dick Compton (12/5/65 vs. Buffalo)
92t	Jacky Lee to Bill Groman (11/20/60 vs. Denver)

Highest Passing Percentage

Career	60.2	Ken Stabler (1980-81)
(Minimum)	56.4	Oliver Luck (1982-86)
400	56.2	Warren Moon (1984-90)
attempts)	54.8	Gifford Nielsen (1978-83)
Season	64.5	Ken Stabler (1980)
	62.0	Warren Moon (1990)
	60.3	Warren Moon (1989)
	57.9	Ken Stabler (1981)
	57.6	Warren Moon (1984)

PASS RECEIVING

Most Receptions

Career	410	Charles Hennigan (1960-66)
	408	Ken Burrough (1971-81)
	390	Drew Hill (1986-90)
	301	Ernest Givins (1986-90)
	206	Tim Smith (1980-86)
Season	101	Charles Hennigan (1964)
	83	Tim Smith (1983)
	82	Charles Hennigan (1961)
	80	Butch Woolfolk (1985)
Game	13	Charles Hennigan (10/13/61 vs. Boston)
	12	Sid Blanks (9/12/64 vs. San Diego)
		Charles Hennigan (11/1/64 vs. Buffalo)
		Charles Hennigan (11/29/64 vs. Boston)

Most Consecutive Games With Reception

60	Drew Hill (1986-90)
52	Ken Burrough (1971-77)
33	Bob McLeod (1961-64)
28	Chris Dressel (1983-84)

Most Yards Receiving

Career	6907	Ken Burrough (1971-81)
	6823	Charles Hennigan (1960-66)
	6368	Drew Hill (1985-90)
	4744	Ernest Givins (1986-90)
	3107	Tim Smith (1980-86)
Season	1746	Charles Hennigan (1961)
	1546	Charles Hennigan (1964)
Game	272	Charles Hennigan (10/13/61 vs. Boston)
	245	Haywood Jeffires (12/16/90 vs. Kansas City)
	232	Charles Hennigan (10/29/61 vs. Buffalo)
	210	Drew Hill (12/22/85 vs. Indianapolis)

Most Touchdowns Receiving

Career	51	Charles Hennigan (1960-66)
	47	Ken Burrough (1971-81)
	43	Drew Hill (1985-90)
	32	Bill Groman (1960-62)
Season	17	Bill Groman (1961)
	12	Bill Groman (1960)
		Charles Hennigan (1961)
		Charles Frazier (1966)
Game	3	11 Players, last by Drew Hill (10/30/88 vs. Washington)

Most Consecutive Games Catching TD Pass

8	Bill Groman (1961)
4	Bill Groman (1960)
	Charles Hennigan (1961)
	Dave Casper (1982)

Most Seasons, 50 or More Receptions

5	Charles Hennigan (1961-64)
	Drew Hill (1985-86, 1988-90)
	Ernest Givins (1986-90)
2	Bill Groman (1960-61)
	Tim Smith (1983-84)

PUNTING

Most Punts

Career	519	Jim Norton (1960-68)
	429	Cliff Parsley (1977-82)
Season	93	Cliff Parsley (1979)
	91	Cliff Parsley (1978)

Game	10	Jim Norton (10/20/63 vs. Buffalo) Dan Pastorini (10/15/72 vs. Pittsburgh) Dan Pastorini (10/3/76 vs. New Orleans) Le Roy Clark (12/11/76 vs. Pittsburgh) John James (10/30/83 vs. Cleveland, 9/2/84 vs. Raiders, 11/11/84 vs. Kansas City)
------	----	--

Highest Punting Average

Career	42.3	Jim Norton (1960-68)
(Minimum 100 punts)		
Season	45.0	Greg Montgomery (1990)
	44.2	Jim Norton (1965)
	44.0	Greg Montgomery (1989)

Longest Punts

	79	Jim Norton (11/22/64 vs. Kansas City)
	74	Dan Pastorini (10/24/76 vs. Cincinnati)

PUNT RETURNS

Most Punt Returns

Career	155	Billy Johnson (1974-80)
	151	Carl Roaches (1980-84)
Season	47	Carl Roaches (1980)
	40	Billy Johnson (1975)
	39	Carl Roaches (1981)
	38	Billy Johnson (1976)
Game	7	Billy Johnson (9/12/76 vs. Tampa Bay)

Most Touchdowns Punt Returns

Career	5	Billy Johnson (1974-80)
Season	3	Billy Johnson (1975)
Game	1	7 players, last time Billy Johnson (12/11/77 vs. Cleveland)

Most Yards Punt Returns

Career	2040	Billy Johnson (1974-80)
	1095	Carl Roaches (1980-84)
	695	Bobby Jancik (1962-67)
Season	612	Billy Johnson (1975)
	539	Billy Johnson (1977)
Game	127	Billy Johnson (10/5/75 vs. Cincinnati)
	104	Billy Johnson (9/22/74 vs. Cleveland)

Best Average Punt Returns

Career	13.2	Billy Johnson (1974-80)
Season	15.4	Billy Johnson (1977)

Longest Punt Returns

	87t	Billy Johnson (10/16/77 vs. Cleveland)
	83t	Billy Johnson (11/16/75 vs. Miami)

KICKOFF RETURNS

Most Kickoff Returns

Career	158	Bobby Jancik (1962-67)
	150	Carl Roaches (1980-84)
	121	Billy Johnson (1974-80)
Season	45	Bobby Jancik (1963)
	38	Jerry LeVias (1969)
Game	8	Bobby Jancik (12/8/63 vs. Boston) Bobby Jancik (12/22/63 vs. Oakland)

Most Kickoff Return Yards

Career	4185	Bobby Jancik (1962-67)
	3276	Carl Roaches (1980-84)
	2902	Billy Johnson (1974-80)
Season	1317	Bobby Jancik (1963)
	940	Jerry LeVias (1969)
Game	240	Bobby Jancik (12/22/63 vs. Oakland)
	221	Bobby Jancik (12/8/63 vs. Boston)

Most Touchdowns Kickoff Returns

Career	2	Billy Johnson (1974-80) Carl Roaches (1980-84)
Season and Game (same)	1	11 players, last by Lorenzo White (12/4/88 vs. Pittsburgh)

Best Average Kickoff Return

Career	26.5	Bobby Jancik (1962-67)
	24.0	Billy Johnson (1974-80)
	21.8	Carl Roaches (1980-84)
Season	31.2	Ken Hall (1960)
	30.3	Bobby Jancik (1962)

Longest Kickoff Returns

104t	Ken Hall(10/23/60 vs. N.Y. Titans)
103t	Bob Gresham (9/23/73 vs. Cincinnati)
97t	Carl Roaches (9/18/83 vs. Pittsburgh)
96t	Carl Roaches (10/4/81 vs. Cincinnati)
95t	Willie Tullis (9/6/81 vs. Los Angeles Rams)

INTERCEPTIONS

Most Interceptions

Career	45	Jim Norton (1960-68)
	30	Freddy Glick (1961-66)
	27	Tony Banfield (1960-65) W.K. Hicks (1964-69)
Season	12	Freddy Glick (1963) Mike Reinfeldt (1979)
	10	Miller Farr (1967)
Game	3	Five players, last by Willie Alexander (11/14/71 vs. Oakland)

Most Interception Returns For Touchdown

Career	9	Ken Houston (1967-72)
	5	Miller Farr (1967-69)
Season	4	Ken Houston (1971)
Game	2	Miller Farr (12/7/68 vs. Buffalo) Ken Houston (12/19/71 vs. San Diego)

Most Interception Return Yards

Career	650	Ken Houston (1967-72)
	592	Jim Norton (1960-68)
	457	W.K. Hicks (1964-69)
Season	264	Miller Farr (1967)
	220	Ken Houston (1971)
	205	Mike Reinfeldt (1979)
Game	128	Miller Farr (10/15/67 vs. N.Y. Jets)

Longest Interception Returns

98t	Pete Jaquess (9/16/64 vs. Oakland)
95t	Willie Alexander (10/25/77 vs. Green Bay)
90t	Mark Johnson (10/27/63 vs. Kansas City)

Most Consecutive Games Intercepting A Pass

5	Pete Jaquess (1964)
4	Freddy Glick (1963) Jim Norton (1967) Miller Farr (1967)

COMBINED YARDS

Career	9349	Earl Campbell (1978-84) (8574 rushing, 718 receiving, 57 passing)
	7421	Ken Burrough (1971-81) (6907 receiving, 455 kickoffs, 59 rushing)
	6823	Charlie Hennigan (1960-66) (All receiving)
Season	2043	Billy Cannon 1961 (948 rushing, 586 receiving, 70 punt ret., 439 kickoff ret.)
	2038	Earl Campbell 1980 (1934 rushing, 47 receiving, 57 passing)
	1820	Billy Johnson 1975 (798 kickoff ret., 612 punt ret., 393 receiving, 17 rushing)
Game	373	Billy Cannon (12/10/61 vs. N.Y. Titans)



TEAM RECORDS

GAMES WON

Most Consecutive Games Won

10 (1962-63)

Most Games Won, One Season

11 (1962, 1979, 1980)

Most Consecutive Games Won, Start of Season

2 (8 times, last 1988)

Most Home Games Won

7 (1988)

Most Consecutive Road Games Won

5 (1961-62)

GAMES LOST

Most Consecutive Games Lost

18 (1972-73)

Most Games Lost, One Season

14 (1983)

Most Consecutive Games Lost, Start of Season

10 (1983, 1984)

Most Consecutive Home Games Lost

13 (1972-73)

Most Consecutive Road Games Lost

23 (1981-84)

OFFENSE

SCORING

Most Points

Season 513 (1961)

Game 58 (12/9/90 vs. Cleveland)

Fewest Points

Season 136 (1982, 9 games)

199 (1967)

Fewest Points Allowed

Season 199 (1967)

Most Points, Both Teams

Game 101 (12/22/63, Houston 49 @ Oakland 52)

Fewest Points, Both Teams

Game 6 (12/14/80, Houston 6, Pittsburgh 0)

Most Touchdowns

Season 66 (1961)

Game 8 (10/14/62 vs. N.Y. Titans)
(12/9/90 vs. Cleveland)

Fewest Touchdowns

Season 18 (1967)

Most Touchdowns Rushing

Season 26 (1988)

Game 5 (9/18/60 vs. L.A. Chargers)

Most Touchdowns Passing

Season 48 (1961)

37 (1990)

Game 7 (11/19/61 vs. N.Y. Titans and 10/14/62 vs. N.Y. Titans)

Fewest Touchdowns Passing

Season 10 (1972)

Most Points after Touchdowns

Season 65 (1961)

Game 7 (11/5/61 vs. Denver)
(12/9/90 vs. Cleveland)

Most Field Goals

Season 26 (1987)

25 (1989)

Game 5 (9/28/69 vs. Miami)

Fewest Field Goals

Season 8 (1968)

Largest Margin of Victory

Game 55 (9/9/61 Houston 55, Oakland 0)

Most Consecutive Games Scoring

118 (1960-69)

Largest Deficit Overcome to Win Game

23 (10/12/78 vs. New England)

Most Points Each Quarter

First 21 (11/19/61 vs. N.Y. Titans)

Second 31 (12/9/90 vs. Cleveland)

Third 28 (12/19/61 vs. San Diego, 10/24/65 vs. Kansas City)

Fourth 24 (11/26/61 vs. Denver)

Most Points in a Half

45 (12/9/90 vs. Cleveland)

Overtime Wins

30-27 (9/23/79 vs. Cincinnati)

27-24 (10/28/79 vs. N.Y. Jets)

23-20 (12/2/84 vs. Pittsburgh)

23-20 (1/3/88 vs. Seattle)

17-14 (9/4/88 vs. Indianapolis)

FIRST DOWNS

Most First Downs

Season 376 (1990)

Game 34 (12/9/90 vs. Cleveland)

Most First Downs, Both Teams

Game 56 (9/24/89, @ Houston 33, Buffalo 23)

Most First Downs Rushing

Season 155 (1980)

Game 17 (9/23/72 vs. San Diego)
(12/14/80 vs. Green Bay)

Most First Downs Passing

Season 251 (1990)

Game 24 (11/1/64 vs. Buffalo)

Most First Downs Penalties

Season 30 (1989)

Fewest First Downs Penalties

Season 5 (1982, 9 games)
10 (1967)

Fewest First Downs Rushing

Season 52 (1982, 9 games)

62 (1971)

Game 0 (4 times, last 11/1/63 vs. Boston)

Fewest First Downs Passing

Season 81 (1982)

Game 0 (10/14/81 vs. Cincinnati)
(11/10/85 vs. Buffalo)

YARDS

Most Net Yards Gained

Season 6,288 (1961)

Game 582 (11/5/61 vs. Denver)

Fewest Net Yards Gained

Season 2373 (1982, 9 games)

3191 (1972)

Game 83 (12/9/73 vs. Pittsburgh)

RUSHING

Most Yards Gained Rushing

Season 2635 (1980)

Game 279 (12/3/67 vs. Miami)

Fewest Yards Gained Rushing

Season 799 (1982)

Game 19 (11/1/63 vs. Boston)
(12/12/65 vs. San Diego)

Most Rushing Attempts

Season 616 (1979)

Game 56 (9/28/75 vs. San Diego)

Fewest Rushing Attempts

Season 225 (1982)

Game 7 (12/8/85 vs. N.Y. Giants)

PASSING

Most Yards Gained Passing

Season 5072 (1990)

Game 527 (12/16/90 vs. Kansas City)

Fewest Yards Gained Passing

Season 1390 (1967)
 Game - 14 (10/23/77 vs. Pittsburgh)

Most Passes Attempted

Season 639 (1990)
 Game 68 (11/1/64 vs. Buffalo, 37 completed)

Fewest Passes Attempted

Season 287 (1982)
 Game 6 (10/4/81 vs. Cincinnati)

Most Passes Completed

Season 399 (1990)
 Game 37 (11/1/64 vs. Buffalo)

Fewest Passes Completed

Season 144 (1967)
 Game 1 (10/4/81 vs. Cincinnati)

Most Passes Attempted, Both Teams

Game 97 (12/2/62, Houston 44 vs. Denver 53)

PUNTING**Most Punts**

Season 93 (1979)
 Game 11 (12/11/76 vs. Pittsburgh)

Fewest Punts

Season 34 (1990)
 Game 0 (9/9/62 vs. Buffalo, 11/5/89 vs. Detroit, 10/14/90 vs. Cincinnati, 11/26/90 vs. Buffalo)

Highest Punting Average

Season 45.0 (1990)

PUNT RETURNS**Most Punt Returns**

Season 52 (1968)
 Game 10 (9/12/76 vs. Tampa Bay)

Most Yards

Season 620 (1975)

Most Touchdowns

Season 3 (1975)

Fewest Punt Returns

Season 15 (1960)

Fewest Yards

Season 104 (1982)

Highest Average

Season 15.4 (1977)

KICKOFF RETURNS**Most Kickoff Returns**

Season 83 (1983)
 Game 10 (12/22/63 vs. Oakland, 12/17/89 vs. Cincinnati)

Most Yards

Season 1721 (1981)

Most Touchdowns

Season 2 (1960, 1981, 1983)

Fewest Kickoff Returns

Season 43 (1961)

Fewest Yards

Season 861 (1990)

Highest Average

Season 25.9 (1962)

PENALTIES**Most Penalties**

Season 148 (1989)
 Game 16 (11/26/89 vs. Kansas City)

Most Penalty Yards

Season 1150 (1985, 1988)
 Game 188 (10/6/85 vs. Denver)

Fewest Penalties

Season 52 (1982)
 Game 0 (3 times, last 11/1/64 vs. Buffalo)

Fewest Penalty Yards

Season 424 (1982)

FUMBLES**Most Fumbles**

Season 41 (1985)
 Game 8 (12/9/73 vs. Pittsburgh)

Most Fumbles Lost

Season 24 (1963)
 Game 5 (12/9/73 vs. Pittsburgh)

Fewest Fumbles

Season 14 (1982)

Fewest Fumbles Lost

Season 7 (1968)

Most Opponents' Fumbles Recovered

Season 28 (1977)
 Game 7 (10/12/69 vs. Kansas City)

DEFENSE**SCORING****Points Allowed-Season**

Fewest 199 (1967)
 Most 460 (1983)
 Game 61 (12/17/89 vs. Cincinnati)

Touchdowns Allowed-Season

Fewest 18 (1967)
 Most 53 (1983)

Touchdowns Allowed Rushing-Season

Fewest 6 (1960)
 Most 27 (1984)

Touchdowns Allowed Passing-Season

Fewest 10 (1967)
 Most 35 (1966)

SHUTOUTS**Most Shutouts**

Season 2 (1966, 1977)

Most Shutouts Against

Season 2 (1972, 1985)

FIRST DOWNS**First Downs Allowed-Season**

Fewest 183 (1969)
 Most 356 (1985)

First Downs Allowed Rushing-Season

Fewest 67 (1982)
 Most 147 (1972)

First Downs Allowed Passing-Season

Fewest 89 (1976)
 Most 170 (1988)

First Downs Allowed By Penalty-Season

Fewest 13 (1968, 1969)
 Most 48 (1985)

NET YARDS**Net Yards Allowed-Season**

Fewest 3375 (1968)
 Most 6155 (1985)

Net Yards Allowed Rushing-Season

Fewest 1027 (1960)
 Most 2814 (1985)

Net Yards Allowed Passing-Season

Fewest 1671 (1968)
 Most 3784 (1960)

INTERCEPTIONS**Most Interceptions**

Season 36 (1963)
 35 (1962)
 Game 6 (5 times, last 11/1/63 vs. Boston)

Fewest Interceptions

Season 3 (1982)

Most Interception Return Yards

Season 676 (1967)
 Game 245 (10/15/67 vs. N.Y. Jets)

Most Interceptions by Opponent

Season 48 (1962)
 Game 6 (11/30/86 vs. Cleveland)

Most Touchdowns By Interceptions

Season 7 (1967)
 Game 3 (12/19/71 vs. San Diego)

Most Passes Intercepted, Both Teams

Game 13 (Houston 5, Denver 8, 12/2/62)

OPPONENT INDIVIDUAL RECORDS

(All records are single game performances)

SCORING

Most Total Points

- 24 Art Powell (12/22/63, Oakland)
- 18 9 times, last by James Brooks (10/23/88, Cincinnati)

Most Touchdowns

- 4 Art Powell (12/22/63, Oakland)
- 3 6 times, last by James Brooks (10/23/88, Cincinnati)

Most Field Goals

- 4 Efen Herrera (10/5/80, Seattle), Jim Turner (10/20/69, N.Y. Jets), Greg Davis (9/9/90, Atlanta)
- 3 6 times, last by Greg Davis (9/9/90, Atlanta)

Most Field Goal Attempts

- 7 Tom Dempsey (11/12/72, Philadelphia)
- 6 Roy Gerela (12/9/73, Pittsburgh)
Jim Breech (11/1/87, Cincinnati)

Longest Field Goal

- 55 Chris Bahr (9/23/79, Cincinnati)
- 54 Jan Stenerud (9/9/67, Kansas City)

Most PATs

- 7 Cotton Davidson (12/22/63, Oakland)

Most PAT Attempts

- 7 Cotton Davidson (12/22/63, Oakland)
- 6 Tom Dempsey (11/12/72, Philadelphia)

RUSHING

Most Yards

- 215 Eric Dickerson (12/9/84, L.A. Rams)
- 201 James Brooks (12/23/90, Cincinnati)
- 193 Joe Delaney (11/15/81, Kansas City)

Most Attempts

- 32 Greg Pruitt (12/3/81, Cleveland)
Tony Collins (11/28/82, New England)
- 31 Matt Snell (10/17/64, N.Y. Jets)
Otis Armstrong (12/8/74, Denver)

Most Touchdowns Rushing

- 3 6 times, last by James Brooks (11/23/88, Cincinnati)

Longest Rushing Plays

- 90t Wilbert Montgomery (12/19/82, Philadelphia)
- 80t Wray Carlton (12/5/65, Buffalo)
- 79 Bill Mathis (11/21/65, N.Y. Jets)

PASSING

Most Yards

- 407 Tom Flores (12/22/63, Oakland)
- 389 Jim McMahon (9/17/89, San Diego)
- 387 Boomer Esiason (11/1/87, Cincinnati)

Most Attempts

- 53 Mickey Slaughter (12/20/64, Denver)
Tommy Kramer (12/20/80, Minnesota)
Brian Sipe (9/13/81, Cleveland)
- 52 3 times, last by Boomer Esiason (10/20/85, Cincinnati)

Most Passes Completed

- 34 Mickey Slaughter (12/20/64, Denver)
- 30 Frank Tripucka (11/6/60, Denver)
Ken Anderson (10/27/74, Cincinnati)
Boomer Esiason (10/20/85, Cincinnati)

Most Touchdowns

- 6 Tom Flores (12/22/63, Oakland)
- 5 Joe Namath (9/18/66, N.Y. Jets)
Craig Morton (12/20/70, Dallas)
Jim Kelly (9/24/89, Buffalo)
- 4 5 times, last by Boomer Esiason (12/17/89, Cincinnati)

Most Passes Had Intercepted

- 6 Joe Namath (10/15/67, N.Y. Jets)
- 5 Rick Norton (11/23/69, Miami)
- 4 3 times, last by Tommy Kramer (12/20/80, Minnesota)

Longest Passing Plays

- 94t Jack Kemp to Glenn Bass (10/11/64, Buffalo)
- 90t John McCormick to Bob Scarpitto (10/17/65, Denver)
- 87t Bobby Douglas to George Farmer (9/4/71, Chicago)

PASS RECEIVING

Most Receptions

- 11 Robert Scarpitto (12/20/64, Denver)
Don Maynard (10/9/60, N.Y. Titans)
- 10 11 times, last by Mark Carrier (12/10/89, Tampa Bay)
- 9 5 times, last by Dan Ross (1/2/83, Cincinnati)

Most Yards Receiving

- 247 Art Powell (12/22/63, Oakland)
- 212 Don Maynard (10/20/69, N.Y. Jets)
- 210 Bake Turner (10/10/63, N.Y. Jets)

Most Touchdowns Receiving

- 4 Art Powell (12/22/63, Oakland)
Bob Hayes (12/20/70, Dallas)
- 3 3 times, last by Wesley Walker (9/18/88, N.Y. Jets)

PUNTING

Most Punts

- 11 Wayne Crow (9/11/60, Oakland)
Bob Parsons (11/6/77, Chicago)
- 10 3 times, last by Johnny Evans (11/5/78, Cleveland)

Most Yards

- 476 Bob Parsons (11/6/77, Chicago)
- 407 Johnny Evans (11/5/78, Cleveland)
- 398 Jim Arnold (11/11/84, Kansas City)

Highest Average (5 punts minimum)

- 55.1 Paul Maguire (9/21/69, Buffalo)
- 46.4 Dale Hatcher (9/13/87, L.A. Rams)
- 46.3 Rohn Stark (9/23/90, Indianapolis)

Longest Punts

- 78 Paul Maguire (9/21/69, Buffalo)
Marv Bateman (9/19/76, Buffalo)
- 72 Ray Guy (12/2/73, Oakland)

PUNT RETURNS

Most Returns

- 7 Mike Fuller (12/17/78, San Diego)
Ron Fellows (12/13/82, Dallas)
- 6 4 times, last by Rick Upchurch (12/4/77, Denver)

Most Yards

- 93 Bill Baird (10/10/63, N.Y. Jets)
- 85 Jon Stagers (11/19/72, Green Bay)
- 82 Keith Moody (10/15/78, Buffalo)

Longest Returns

- 93t Bill Baird (11/10/63, N.Y. Jets)
- 85t Jon Stagers (11/19/72, Green Bay)
- 82t Keith Moody (10/15/78, Buffalo)

Most Touchdowns

- 1 Bill Baird (10/10/63, N.Y. Jets)
Jon Stagers (11/19/72, Green Bay)
Keith Moody (10/15/78, Buffalo)
Rod Woodson (9/16/90, Pittsburgh)

KICKOFF RETURNS

Most Returns

- 8 Brian Baschnagel (11/6/77, Chicago)
- 7 Bo Roberson (12/22/63, Oakland)
- 6 3 times, last by Mike Martin (10/20/85, Cincinnati)

Most Yards

- 185 Brian Baschnagel (11/6/77, Chicago)
- 165 Eric Metcalf (12/9/90, Cleveland)
- 145 Mike Martin (10/20/85, Cincinnati)

Longest Returns

- 101t Eric Metcalf (12/9/90, Cleveland)
- 100t Art Baker (9/9/62, Buffalo)
Goldie Sellers (10/2/66, Denver)
- 97t Marc Logan (10/1/89, Miami)

Most Touchdowns Kickoff Returns

- 1 6 times, last by Eric Metcalf (12/9/90, Cleveland)

INTERCEPTIONS

Most Interceptions

- 4 Bobby Hunt (10/4/64, Kansas City)
- 3 4 times, last by David Fulcher (12/17/89, Cincinnati)

Most Interception Return Yards

- 177 Charlie McNeil (9/24/61, San Diego)
- 108 Bobby Hunt (10/4/64, Kansas City)

Longest Interception Returns

- 98t Bob Suci (11/1/63, Boston)
- 91t Booker Edgerson (11/1/64, Buffalo)
- 86t Glen Edwards (9/30/73, Pittsburgh)

Most Interception Returns for Touchdowns

- 1 19 times, last by David Johnson (9/16/90, Pittsburgh)

PLAYOFF INDIVIDUAL RECORDS

SCORING

Most Total Points

Career	35	Toni Fritsch (11 PAT, 8 FG)
	33	Tony Zendejas (9 PAT, 8 FG)
	30	Ernest Givins (5 TDs receiving)
	24	Earl Campbell (4 TDs rushing)
Game	12	Mike Barber (12/31/78 vs. New England)
		Allen Pinkett (12/24/88 vs. Cleveland)
		Ernest Givins (12/31/89 vs. Pittsburgh)
		Ernest Givins (1/6/91 vs. Cincinnati)

Most Touchdowns

Career	5	Ernest Givins (all receiving)
	4	Earl Campbell (all rushing)
	2	Four players tied (Billy Cannon, Mike Barber, Mike Rozier, Allen Pinkett)
Game	2	Mike Barber (12/31/78 vs. New England)
		Allen Pinkett (12/24/88 vs. Cleveland)
		Ernest Givins (12/31/89 vs. Pittsburgh)
		Ernest Givins (1/6/91 vs. Cincinnati)

Most Field Goals

Career	8	Toni Fritsch
		Tony Zendejas
	3	George Blanda
Game	3	Tony Zendejas (1/3/88 vs. Seattle, 12/31/89 vs. Pittsburgh)
	2	Toni Fritsch (12/24/79 vs. Denver, 1/6/80 vs. Pittsburgh)
	3	One FG 10 times

Most Field Goal Attempts

Career	14	Toni Fritsch
		Tony Zendejas
	4	George Blanda
Game	5	Tony Zendejas (1/3/88 vs. Seattle)
	4	Tony Zendejas (12/31/89 vs. Pittsburgh)
	3	Tony Zendejas (1/1/89 vs. Buffalo)

Most Extra Points

Career	11	Toni Fritsch
	9	Tony Zendejas
	6	George Blanda
Game	4	Toni Fritsch (12/31/78 vs. New England)
	3	George Blanda (1/1/61 vs. Los Angeles)
		Tony Zendejas (12/24/88 vs. Cleveland)

RUSHING

Most Yards Rushing

Career	420	Earl Campbell
	213	Allen Pinkett
	174	Tim Wilson
Game	118	Earl Campbell (12/24/78 vs. Miami)
	91	Earl Campbell (12/28/80 vs. Oakland)
	84	Earl Campbell (12/31/78 vs. New England)

Most Rushing Attempts

Career	135	Earl Campbell (6 games)
	53	Tim Wilson (6 games)
	48	Mike Rozier (4 games)
Game	27	Earl Campbell (12/31/78 vs. New England)
		Earl Campbell (12/28/80 vs. Oakland)
	26	Earl Campbell (12/24/78 vs. Miami)

Most Touchdowns

Career	4	Earl Campbell
	2	Mike Rozier
	1	Four players (Charles Tolar, Boobie Clark, Allen Pinkett, Lorenzo White)
Game	1	10 different times

Best Average

Career	4.5	Allen Pinkett
	3.3	Tim Wilson
	3.1	Three tied (Billy Cannon, Earl Campbell, Mike Rozier)
Game (15 or more attempts)	4.4	Earl Campbell (12/31/78 vs. New England, 27-118)
	3.7	Rob Carpenter (12/29/79 vs. San Diego, 18-67)
	3.4	Earl Campbell (12/28/80 vs. Oakland, 27-91)

Longest Plays

35	Earl Campbell (12/31/78 vs. New England)
31	Alonzo Highsmith (1/1/89 vs. Buffalo)
27	Allen Pinkett (12/24/88 vs. Cleveland)

PASSING

Most Yards

Career	1305	Warren Moon
	954	Dan Pastorini
	722	George Blanda
Game	315	Warren Moon (12/31/89 vs. Pittsburgh)
	306	Dan Pastorini (12/24/78 vs. Miami)
	301	George Blanda (1/1/61 vs. Los Angeles)

Most Attempts

Career	182	Warren Moon (5 games)
	117	George Blanda (3 games)
	116	Dan Pastorini (5 games)
Game	48	Warren Moon (12/31/89 vs. Pittsburgh)
	46	George Blanda (12/23/62 vs. Dallas)
		Pete Beathard (12/21/69 vs. Oakland)

Most Completions

Career	107	Warren Moon (5 games)
	71	Dan Pastorini (5 games)
	57	George Blanda (3 games)
Game	29	Warren Moon (12/31/89 vs. Pittsburgh)
	24	Warren Moon (1/10/88 vs. Denver)
	23	George Blanda (12/23/62 vs. Dallas)

Most Touchdown Passes

Career	5	George Blanda
		Warren Moon
Game	4	Dan Pastorini
	3	George Blanda (1/1/61 vs. Los Angeles)
		Dan Pastorini (12/31/78 vs. New England)
	2	Warren Moon (12/31/89 vs. Pittsburgh)
		Cody Carlson (1/6/91 vs. Cincinnati)

Most Passes Had Intercepted

Career	10	George Blanda
	8	Dan Pastorini
	7	Warren Moon
Game	5	George Blanda (12/24/61 vs. San Diego)
		George Blanda (12/23/62 vs. Dallas)
		Dan Pastorini (1/7/79 vs. Pittsburgh)

Longest Passing Plays

88t	George Blanda to Billy Cannon (1/1/61 vs. Los Angeles)
71t	Dan Pastorini to Ken Burrough (12/31/78 vs. New England)
55	Dan Pastorini to Mike Barber (12/24/78 vs. Miami)

Highest Passing Percentage

Career	61.2%	Dan Pastorini
	58.8%	Warren Moon
	48.7%	George Blanda
Game	80.0%	Dan Pastorini (12/31/78 vs. New England)
	69.0%	Dan Pastorini (12/24/78 vs. Miami)
	67.9%	Dan Pastorini (1/6/80 vs. Pittsburgh)

PASS RECEIVING

Most Receptions

Career	32	Ernest Givins
	27	Drew Hill
	24	Tim Wilson
Game	11	Ernest Givins (12/31/89 vs. Pittsburgh)
	7	Alvin Reed (12/21/69 vs. Oakland)
		Tim Wilson (1/6/80 vs. Pittsburgh)
		Ernest Givins (1/3/88 vs. Seattle)

Most Yards

Career	415	Drew Hill
	400	Ernest Givins
	309	Mike Barber
Game	136	Ernest Givins (12/31/89 vs. Pittsburgh)
	112	Mike Barber (12/24/78 vs. Miami)
	103	Ken Burrough (12/24/78 vs. Miami)

Most Touchdowns

Career	5	Ernest Givins
	2	Mike Barber
		Billy Cannon
Game	2	Mike Barber (12/31/78 vs. New England)
		Ernest Givins (12/31/89 vs. Pittsburgh)
		Ernest Givins (1/6/91 vs. Cincinnati)
	1	13 players

Longest Reception

88t	Billy Cannon (1/1/61 vs. Los Angeles)
71t	Ken Burrough (12/24/78 vs. Miami)
55	Mike Barber (12/31/78 vs. New England)

Best Average Per Catch

Career	22.1	Mike Barber (14-309)
(14 or more rec.)	15.4	Drew Hill (27-415)
Game (5 or more rec.)	12.5	Ernest Givins (32-400)
	18.6	Drew Hill (1/10/88 vs. Denver, 5-93)
	17.2	Ken Burrough (12/24/78 vs. Miami, 6-103)
	16.6	Mike Barber (12/31/78 vs. New England, 5-83)

PUNTING

Most Punts

Career	31	Cliff Parsley (6 games)
	18	Jim Norton (3 games)
	17	Greg Montgomery (4 games)
		Ode Burrell (1 game)
Game	11	Jim Norton (12/31/67 vs. Oakland)
		Ode Burrell (12/21/69 vs. Oakland)
	6	Cliff Parsley (12/31/78 vs. New England, 12/29/79 vs. San Diego)
		Greg Montgomery (1/6/91 vs. Cincinnati)

Most Yards Punting

Career	1215	Cliff Parsley
	724	Greg Montgomery
	707	Jim Norton
Game	465	Ode Burrell (12/21/69 vs. Oakland)
	423	Jim Norton (12/31/67 vs. Oakland)
	256	Greg Montgomery (1/6/91 vs. Cincinnati)

Best Average

Career (5 or more punts)	42.6	Greg Montgomery (17-724)
	42.3	Ode Burrell (11-465)
	39.8	Jeff Gossett (6-239)
Game (5 or more punts)	44.6	Greg Montgomery (5-223, 1/1/89 vs. Buffalo)
	44.0	Cliff Parsley (5-220, 12/24/78 vs. Miami)
	43.2	Cliff Parsley (5-216, 12/23/79 vs. Denver)

Longest Punts

57	Ode Burrell (12/21/69 vs. Oakland)
	Jeff Gossett (1/10/88 vs. Denver)
53	Jim Norton (12/24/61 vs. San Diego)

PUNT RETURNS

Most Punt Returns

Career	9	Richard Ellender (3 games)
	5	Robert Woods (2 games)
		Kenny Johnson (3 games)
Game	5	Richard Ellender (42 yds., 12/23/79 vs. Denver)
	4	Kenny Johnson (27 yds., 1/3/88 vs. Seattle)
	3	Richard Ellender (8 yds., 1/6/80 vs. Pittsburgh)

Most Yards

Career	75	Richard Ellender
	27	Kenny Johnson
	27	Bobby Gordon
Game	42	Richard Ellender (12/23/79 vs. Denver)
	27	Kenny Johnson (1/3/88 vs. Seattle)
	27	Bobby Gordon (1/1/61 vs. Los Angeles)

Most Touchdowns

None

Best Average

Career (5 or more ret.)	8.3	Richard Ellender (9-75)
	5.4	Kenny Johnson (5-27)
	3.6	Robert Woods (5-18)
Game (3 or more ret.)	8.5	Richard Ellender (5-42, 12/23/79 vs. Denver)
	6.8	Kenny Johnson (4-27, 1/3/88 vs. Seattle)
	3.7	Robert Woods (3-11, 12/24/78 vs. Miami)

Longest Returns

27	Bobby Gordon (1/1/61 vs. Los Angeles)
25	Richard Ellender (12/29/79 vs. San Diego)
19	Gerald McNeil (1/6/91 vs. Cincinnati)

KICKOFF RETURNS

Most Kickoff Returns

Career	10	Allen Pinkett (6 games)
	9	Bobby Jancik (3 games)
	7	Lorenzo White (3 games)
Game	5	Bobby Jancik (12/23/62 vs. Dallas)
	4	Five players

Most Yards

Career	239	Bobby Jancik
	175	Allen Pinkett
	108	Lorenzo White
Game	100	Bobby Jancik (12/31/67 vs. Oakland)
	87	Zeke Moore (12/31/67 vs. Oakland)
	81	Billy Cannon (1/1/61 vs. Los Angeles)

Most Touchdowns

None

Longest Kickoff Returns

48	Bobby Jancik (12/23/62 vs. Dallas)
42	Billy Cannon (1/1/61 vs. Los Angeles)
40	Robert Woods (12/24/78 vs. Miami)

Best Average

Career	26.6	Bobby Jancik
(5 or more ret.)	20.8	Robert Woods
	17.5	Allen Pinkett
Game	29.0	Zeke Moore (3-87, 12/31/67 vs. Oakland)
(3 or more ret.)	27.8	Bobby Jancik (5-139, 12/23/62 vs. Dallas)
	27.0	Billy Cannon (3-81, 1/1/61 vs. Los Angeles)

INTERCEPTIONS

Most Interceptions

Career	5	Vernon Perry
	4	Mike Reinfeldt
	2	Gregg Bingham
Game	4	Vernon Perry (12/29/79 vs. San Diego, NFL record)
	2	Mike Reinfeldt (12/31/78 vs. New England)
	1	23 players

Most Return Yards

Career	75	Vernon Perry
	35	Mike Reinfeldt
	27	Bobby Gordon
Game	75	Vernon Perry (1/6/80 vs. Pittsburgh)
	27	Mike Reinfeldt (12/31/78 vs. New England)
	27	Bobby Gordon (1/1/61 vs. Los Angeles)

Most Touchdown Returns

Career	1	Vernon Perry (75 yds., 1/6/80 vs. Pittsburgh)
--------	---	---

Longest Returns

75	Vernon Perry (1/6/80 vs. Pittsburgh)
27	Bobby Gordon (1/1/61 vs. Los Angeles)
	Mike Reinfeldt (12/31/78 vs. New England)



PLAYOFF TEAM RECORDS

(All records are single game unless otherwise indicated)

SCORING

Most Points	31	(12/31/78 vs. New England)
Most Points Against	56	(12/21/69 vs. Oakland)
Most Points, Both Teams	63	(12/21/69, Oakland 56, Houston 7)
Fewest Points, Both Teams	13	(12/24/61, Houston 10, San Diego 3)
Most Points, Each Half (by Houston)		
1st Half	21	(12/31/78 vs. New England)
2nd Half	17	(12/23/62 vs. Dallas, 12/31/89 vs. Pittsburgh)
Most Points, Each Half (by Opponent)		
1st Half	35	(12/21/69, Oakland)
2nd Half	23	(12/31/67, Oakland)
Most Points, Each Quarter (by Houston)		
1st	7	(4 times, last 12/24/88 vs. Cleveland)
2nd	21	(12/31/78 vs. New England)
3rd	7	(5 times, last 1/3/88 vs. Seattle)
4th	14	(12/31/89 vs. Pittsburgh)
Most Points, Each Quarter (by Opponent)		
1st	28	(12/21/69 vs. Oakland)
2nd	17	(1/7/79 vs. Pittsburgh)
3rd	14	(12/21/69 vs. Oakland) (1/6/91 vs. Cincinnati)
4th	17	(12/28/80 vs. Oakland)

TOUCHDOWNS

Most Touchdowns	4	(12/31/78 vs. New England)
Most Touchdowns Against	8	(12/21/69 vs. Oakland)
Most Touchdowns, Both Teams	9	(12/21/69, Oakland 8, Houston 1)
Fewest Touchdowns, Both Teams	1	(12/24/61, Houston 1, San Diego 0)

POINTS AFTER TOUCHDOWN

Most PATs	4	(12/31/78 vs. New England)
Most PATs Against	8	(12/21/69 vs. Oakland, tied NFL record)
Most PATs, Both Teams	9	(12/21/69, Oakland 8, Houston 1)
Fewest PATs, Both Teams	1	(12/24/61, Houston 1, San Diego 0)

FIELD GOALS

Most Field Goals	3	(1/3/88 vs. Seattle, 12/31/89 vs. Pittsburgh)
Most Field Goals Against	4	(12/31/67 vs. Oakland, 12/31/89 vs. Pittsburgh)
Most Field Goals, Both Teams	7	(12/31/89, Pittsburgh 4, Houston 3)

Most Field Goals Attempted

5	(1/3/88 vs. Seattle)	
Most Field Goals Attempted Against	4	(1/7/79 vs. Pittsburgh, 12/31/89 vs. Pittsburgh)
Most Field Goals Attempted, Both Teams	8	(12/31/89 vs. Pittsburgh)

SAFETIES

Most Safeties	1	(1/7/79 vs. Pittsburgh)
Most Safeties Against	None	

FIRST DOWNS

Most First Downs	27	(1/3/88 vs. Seattle)
Most First Downs Against	25	(12/29/79 vs. San Diego)
Fewest First Downs	10	(12/31/67 vs. Oakland, 1/7/79 vs. Pittsburgh)
Fewest First Downs by Opponent	11	(1/3/88 vs. Seattle)
Most First Downs, Both Teams	40	(1/23/62, Houston 21, Dallas 19; 12/29/79, San Diego 25, Houston 15)
Fewest First Downs Both Teams	28	(12/31/67, Oakland 18, Houston 10)
Most First Downs Rushing	11	(12/31/78 vs. New England)
Most First Downs Rushing by Opponent	15	(1/6/91 vs. Cincinnati)
Fewest First Downs Rushing	1	(12/21/69 vs. Oakland)
Fewest First Downs Rushing by Opponent	1	(1/3/88 vs. Seattle)
Fewest First Downs Rushing, Both Teams	6	(12/21/69, Oakland 5, Houston 1)
Most First Downs Rushing Both Teams	19	(1/6/91, Cincinnati 15, Houston 4)
Most First Downs Passing	18	(1/3/88 vs. Seattle, 12/31/89 vs. Pittsburgh)
Most First Downs Passing by Opponent	17	(12/29/79 vs. San Diego)
Fewest First Downs Passing	3	(1/7/79 vs. Pittsburgh)
Fewest First Downs Passing, by Opponent	5	(12/23/62 vs. Dallas)
Most First Downs Passing, Both Teams	28	(1/3/88, Houston 18, Seattle 10)
Fewest First Downs Passing, Both Teams	11	(12/31/67, Oakland 6, Houston 5)
Most First Downs Penalty	4	(12/24/61 vs. San Diego)
Most First Downs Penalty by Opponent	4	(12/23/62 vs. Dallas, 12/24/88 vs. Cleveland)

Most First Downs Penalty, Both Teams

5 (12/24/61, Houston 4, San Diego 1; 1/1/89, Buffalo 3, Houston 2)

Fewest First Downs Penalty, Both Teams

0 (1/3/88 vs. Seattle)

YARDS**Most Net Yards**

455 (12/24/78 vs. Miami)

Most Net Yards by Opponent

380 (12/29/79 vs. San Diego)

Most Net Yards, Both Teams

734 (1/1/61, Houston 401, Los Angeles 333)

Fewest Net Yards

142 (1/7/79 vs. Pittsburgh)

Fewest Net Yards by Opponent

209 (12/24/78 vs. Miami)

Fewest Net Yards, Both Teams

498 (12/24/79, Houston 282, Denver 216)

RUSHING**Most Attempts**

54 (12/31/78 vs. New England)

Most Attempts by Opponent

54 (12/23/62 vs. Dallas)

Fewest Attempts

13 (1/6/91 vs. Cincinnati)

Fewest Attempts, by Opponent

11 (1/3/88 vs. Seattle)

Most Attempts, Both Teams

84 (12/23/62, Dallas 54, Houston 30)

Fewest Attempts, Both Teams

52 (12/24/61, Houston 33, San Diego 19)

Most Yards Gained

178 (1/3/88 vs. Seattle)

Most Yards Gained by Opponent

263 (12/31/67 vs. Oakland)

Most Yards Gained, Both Teams

301 (12/31/67 vs. Oakland)

Fewest Yards Gained

24 (1/6/80 vs. Pittsburgh)

Fewest Yards Gained by Opponent

29 (1/3/88 vs. Seattle)

Fewest Yards Gained, Both Teams

134 (1/10/88 vs. Denver)

Highest Average Gain

5.2 (1/6/91 vs. Cincinnati)

Highest Average Gain by Opponent

5.9 (12/31/89 vs. Pittsburgh)

Lowest Average Gain

1.1 (1/6/80 vs. Pittsburgh)

Lowest Average Gain by Opponent

2.1 (1/10/88 vs. Denver)

Most Touchdowns

2 (12/24/88 vs. Cleveland)

Most Touchdowns by Opponent

3 (1/6/91 vs. Cincinnati)

Most Touchdowns, Both Teams

3 (12/29/79, San Diego 2, Houston 1; 1/1/89, Buffalo 2, Houston 1; 1/6/91, Cincinnati 3, Houston 0)

PASSING**Most Attempts**

48 (12/31/89 vs. Pittsburgh)

Most Attempts by Opponent

47 (12/29/79 vs. San Diego)

Most Attempts, Both Teams

81 (12/31/89, Houston 48, Pittsburgh 33)

Fewest Attempts

15 (12/31/78 vs. New England)

Fewest Attempts by Opponent

14 (12/23/62 vs. Dallas)

Fewest Attempts, Both Teams

45 (1/7/79, Houston 26, Pittsburgh 19)

Most Completions

29 (12/31/89 vs. Pittsburgh)

Most Completions by Opponent

25 (12/29/79 vs. San Diego)

Most Completions, Both Teams

44 (12/31/89, Houston 29, Pittsburgh 15)

Fewest Completions

10 (12/29/79 vs. San Diego, 12/24/79 vs. Denver)

Fewest Completions by Opponent

8 (12/28/80 vs. Oakland)

Fewest Completions, Both Teams

23 (1/7/79, Houston 12, Pittsburgh 11; 12/28/80, Houston 15, Oakland 8)

Highest Completion Percentage (20 attempts)

66.7 (12/24/78 vs. Miami)

Highest Completion Percentage by Opponent (20 attempts)

67.9 (12/24/88 vs. Cleveland)

Lowest Completion Percentage (20 attempts)

39.1 (12/21/69 vs. Oakland)

Lowest Completion Percentage by Opponent (20 attempts)

34.5 (12/28/80 vs. Oakland)

Most Net Yards Gained

315 (12/31/89 vs. Pittsburgh)

Most Net Yards Gained by Opponent

333 (12/29/79 vs. San Diego)

Fewest Net Yards Gained

96 (1/7/79 vs. Pittsburgh)

Fewest Net Yards Gained by Opponent

88 (12/23/62 vs. Dallas)

Most Times Sacked

7 (12/28/80 vs. Oakland)

Most Times Opponent Sacked

6 (12/24/61 vs. San Diego, 12/23/62 vs. Dallas, 12/24/79 vs. Denver)

Most Sacks, Both Teams

10 (12/28/80 vs. Oakland, Houston 7, Oakland 3)

Fewest Sacks, Both Teams

1 (4 times, last 1/6/91 vs. Cincinnati)

OILERS ON-THE-AIR

RADIO



Tom Franklin



John O'Reilly



Bum Phillips

On January 30, 1990, it was announced that a multi-year agreement had been reached for KTRH-AM to broadcast all Houston Oiler football games beginning in 1990. KTRH boasts Houston's highest rated news plus the top-rated "Sports Beat" nightly talk show. In addition, KTRH also broadcasts the games for basketball's Houston Rockets.

KTRH has a signal that blankets the South Texas region. KTRH had previously broadcast Oiler football from 1976-84. Their package with the Oilers includes a three-hour pre-game show and a two-hour post-game show. In addition, KTRH carries "The Mike Holovak Show" and "The Jack Pardee Show."

Handling play-by-play chores for Oiler games will be Tom Franklin. A member of KTRH's sports staff since 1981, Franklin served as the play-by-play man for Rice University football and basketball in 1983-84 and 1989. Serving as the color commentator will be KTRH Sports Director (and co-host of "Sports Beat") John O'Reilly. A veteran of some of the nation's major media markets, O'Reilly brings a wealth of solid experience to the broadcast booth. From 1970-76, he was the Sports Director at KGO-TV in San Francisco, winning three Emmys and also being named California Sportscaster of the Year five times. O'Reilly has also worked as an anchor at WNBC-TV in New York, at WMAQ-TV in Chicago, and for the ABC Radio Network. In addition, he recently spent his weekends hosting a talk show on New York's all-sports radio station, WFAN. His previous football experience includes doing games for Michigan and California, plus doing the Oilers from 1983-84 and also the Mutual College Game of the Week.

The third man in the booth will be football analyst Bum Phillips, who remains one of the all-time most popular Houston sports figures. He served as the Oilers' head coach from 1975-80 and is the winningest coach in franchise history with a 55-35 record. Phillips also was the head coach for the New Orleans Saints from 1981-85.

Following is a tentative list of radio stations on the Houston Oilers' Network in 1991:

Abilene	KNTS, 1470 AM	Jasper	KWYX, 102.3 FM
Alice	KQNN, 92.1 FM	Lake Charles, LA . . .	KEZM, 1310 AM
Alpine	KVLF, 1240 AM	Lamesa	KPET, 690 AM
Amarillo	KPUR, 107.1 FM	Longview	KDOX, 1280 AM
Austin	KLBJ, 590 AM	Lufkin	KUEZ, 99.3 FM
Brenham	KTTX, 1280 AM;	Marble Falls	KHLB, 1340 AM
	KWHI, 106 FM	Midland-Odessa . . .	KCRS, 550 AM
Bryan	WTAW, 1150 AM	Nacogdoches	KEEE, 1230 AM
Center	KLCR, 102.3 FM	Orange	KOGT, 1600 AM
Cleveland	KLEV, 1410 AM	Plainview	KATX, 97.3 FM
Corpus Christi	KDAE, 1590 AM	San Antonio	WOAI, 1200 AM
Crockett	KBHT, 93.5 FM	San Marcos	KSPL, 1470 AM
Dallas	KLIF, 570 AM	Stephenville	KCUB, 98.3 FM
El Campo	KULP, 1390 AM	Tyler	KDOK, 1330 AM
Freer	KBRA, 95.9 FM	Uvalde	KLXQ, 102.3 FM
Harlingen	KVJY, 840 AM	Woodville	KVLL, 1490 AM
Huntsville	KKNX, 1400 AM	Yoakum	KYOC, 92.5 FM

PRE-SEASON TV



Dave Barnett



Gifford Nielsen

In March of 1990, the Oilers entered into an agreement with Raycom Sports and Entertainment to televise Oiler pre-season games beginning in 1990. As the nation's leading independent sports programmer, Raycom produces and markets college football and basketball packages for the Big Eight, Big Ten, Metro, PAC-10, Southwest, and Atlantic Coast Conferences.

Carrying Raycom's production of Oiler pre-season games will be Houston's KHOU-TV (Channel 11). The CBS affiliate will air one Raycom game live plus one on a tape-delay basis while two others will be televised by national networks. The 1991 package kicks off with live coverage of the opener against the San Diego Chargers on Saturday, August 3 at Jack Murphy Stadium. Houston then hosts the Atlanta Falcons on Friday, August 9 in a tape-delayed Raycom contest (unless sold out 72 hours prior to kickoff). Houston's final two pre-season matchups will be national television affairs. On Sunday, August 18, the Astrodome will be the site as TNT televises the Oilers' traditional Governor's Cup game with the Dallas Cowboys. Houston closes out its pre-season on Thursday, August 22 when the Oilers play the Los Angeles Rams at the Liberty Bowl in Memphis. ESPN will televise that neutral site encounter.

Raycom's Oiler play-by-play announcer will be Dave Barnett who is very familiar to sports fans around the Southwest. Barnett has done play-by-play for baseball's Texas Rangers and basketball's Dallas Mavericks, plus for SMU, North Texas State, and the Southwest Conference Game of the Week. Joining Barnett in the booth as color analyst is KHOU Sports Director Gifford Nielsen. Nielsen, who previously served in that capacity on radio, is a former star quarterback at Brigham Young and for the Oilers (1978-83).

SPANISH RADIO



Manny Lopez



Miguel Delgado

For the third consecutive season, all Oiler games will be broadcast in Spanish. This season, KLAT (AM 1010), known in the Houston Hispanic community as "La Tremenda," will carry all of the Oiler action.

KLAT is considered Houston's leading Spanish radio station

and has been broadcasting entirely in Spanish since 1979. KLAT is owned by Tichenor Media System, the largest Spanish station ownership group in the nation. Tichenor also owns stations in Chicago, New York, Miami, San Antonio, El Paso, Corpus Christi, and Rio Grande Valley.

As he did the last two seasons, Manny Lopez will serve as the play-by-play announcer. Employed as the News Director at Houston's KTMD-TV, Lopez has worked in Spanish radio/TV for over 25 years. Handling the color commentary will be KLAT Program Director Miguel Delgado. He previously was sports director at stations in New Mexico and Arizona, and has also done color analysis for the Houston Astros' AAA affiliate in Tucson.

MEDIA INFORMATION

CREDENTIALS: Media representatives who do not have press credentials for the entire season (but will be working for an accredited media outlet on an immediate deadline) may request them on a single-game basis. Telephone or written requests must be made at least three working days in advance to Chip Namias, Director of Media Services, Houston Oilers, 6910 Fannin Street, Houston, Texas 77030 (713/797-9111). Reserved credentials can be picked up at Press Will Call, located at the Astrodome's West Gate, on the day of the game.

PHOTOGRAPHERS: Photographers with accredited media outlets on an immediate deadline may request credentials on a single-game basis from the Oilers' Media Relations Department. Due to space limitations, it is not possible to issue credentials to freelance photographers. Field photographers are reminded to remain outside of the bench areas.

PRESS BOX: To get to the Astrodome press box, enter the stadium at the HSA Loading Dock entrance between the West and South gates (where the TV trucks are parked). Take the press elevator to Level 5 and turn right on the concourse. Follow the concourse until it ends and you will be in the working press area. Visiting radio is located in Booth 568 while network TV announcers will be in Booth 571. All broadcasting booths are located on the fifth floor concourse. Only credentials issued by the Houston Oilers will be honored for admittance to the Astrodome.

LOCKER ROOMS: Admission to the home and visiting locker rooms is governed by each individual team. Only media representatives with proper credentials will be admitted into the locker rooms. No one will be admitted into the locker rooms prior to or during the game. Your press credential is good for admittance to both locker rooms. To reach the Oilers' locker room from the press box, take the fifth floor concourse to Aisle 561 and turn left to the elevator. The Oilers' locker room is on Level 2 (on the left as you exit the elevator). To reach the visiting team's locker room, proceed past the Oilers' locker room to the concourse and turn left. Follow the concourse until it ends at Aisle 226. Turn left through the double doors and it will be on the left.

PARKING: Press parking at the Astrodome is very limited. Single game parking requests should be made when requesting your credential and will be processed on a "first come-first served" basis. Media with parking passes should use the main Astrodome entrance at Murworth and Kirby.

TELEPHONES: Pool telephones for credit card or collect calls are available in the Astrodome press box. Any media member desiring to have their own press box telephone must order it directly from Susan Hernandez, Southwestern Bell (lines) at (713) 561-2708. Media may rent instruments directly from the Oilers at

a per-game rate of \$25 while still ordering lines from Southwestern Bell.

COPY TRANSMISSION: Copy transmission is available at every Houston Oilers home game. The transmission representative is Tom Moen, 1719 Fairview Avenue, Houston, Texas 77006, (713) 661-3324.

FIELD ACCESS: Only working photographers, TV camera personnel, and club/stadium officials are permitted on the field during the game. Media members with press box credentials are allowed on the field with five minutes remaining in the fourth quarter. Your cooperation in this matter is greatly appreciated.

GAME INFORMATION: The Astrodome press box telephone number for all game information inquiries is (713) 791-9118.

INTERVIEWS: Head Coach Jack Pardee will be available to the media daily following practice. The best time to schedule player interviews is immediately following practice. Please contact the Media Relations Department to arrange.

PRACTICE DIRECTIONS: The Oilers' regular season practice facility is located at 2727 El Camino in Houston. To go there from Loop 610, take the Fannin Street exit and turn north. Go to the first light and turn right on Holly Hall. Follow through four-way stop sign. Make first left after railroad tracks on El Rio. At the end of the street, the road will curve to the right and become El Camino. The Oilers' complex will be on the left.

COVERING THE OILERS

WRITERS REGULARLY ASSIGNED TO CLUB

- JOHN McCLAIN, Houston Chronicle (AM/PM), 801 Texas (77002), 713/220-7891.
AL CARTER, Houston Post (AM), 4747 Southwest Freeway (77027), 713/840-5869.
MIKE LUTZ, Associated Press, 1100 Milam, Suite 3377 (77002), 713/659-4321; AP Night Number: 800/442-7189.
RICH LUNA, United Press International, 708 Main, Room 825 (77002), 713/227-2171; UPI Night Number: 800/441-9009.
JOE ALEXANDER, San Antonio Light (AM/PM), P.O. Box 161, San Antonio (78291), 512/271-2760.
TOM ORSBORN, San Antonio Express-News (AM/PM), P.O. Box 2171, San Antonio (78297), 512/225-7411.
PAT TURNER, Beaumont Enterprise (AM), P.O. Box 3071, Beaumont (77704), 409/838-2892.
BOB WEST, Pt. Arthur News (AM), P.O. Box 789, Pt. Arthur (77641), 409/985-5541.
RANDY RIGGS, Austin American-Statesman (AM), P.O. Box 670, Austin (78767), 512/445-3600.

WRITERS AND COLUMNISTS

- HOUSTON CHRONICLE (AM/PM), 801 Texas (77002), 713/220-7891. S.E.—Dan Cunningham, Columnists—Ed Fowler, Fran Blinebury, Dale Robertson. NFL Writers—John Lopez, Bill Sullivan. TV Sports—Terry Blount.
HOUSTON POST (AM), 4747 Southwest Freeway (77027), 713/840-5869. Exec. S.E.—Ivy McLemore, S.E.—Phil Moldenhauer, Columnists—Mickey Herskowitz, Kenny Hand, Ray Buck. NFL Writer—Melanie Hauser. TV Sports—David Butler.
THE DEFENDER, P.O. Box 8005 (77288), 713/663-7716, Ralph Cooper.
FORWARD TIMES, P.O. Box 8346 (77004), 713/526-4727, Bud Johnson.
THE INFORMER, 4209 Dowling (77004), 713/527-8261, Sam Andrews.
HOUSTON STAR, P.O. Box 20000, Dept. 3 (77025), 713/660-6745, Joe Booker.
HOUSTON SUN, 2322 Blodgett (77004), 713/524-4474, Kim Davis.

TV AND RADIO SPORTSCASTERS

- KPRC-TV (NBC, Channel 2), 8181 Southwest Freeway (77074), 713/771-6837. Sports Dir.—Craig Roberts, Bart Ennis, Lisa Malosky.
- KHOV-TV (CBS, Channel 11), 1945 Allen Parkway (77019), 713/521-4375. Sports Dir.—Gifford Nielsen, Matt Musil, Keith Calkins.
- KTRK-TV (ABC, Channel 13), 3310 Bissonnet (77005), 713/663-4539. Sports Dir.—Bob Allen, Tim Melton, Jeff McShan.
- KRIV-TV (Fox., Channel 26), 3935 Westheimer (77027), 713/623-8257. Sports Dir.—Mark Berman, Steve Mark.
- KHTV-TV (Independent, Channel 39), 7700 Westpark (77063), 713/781-6397. Sports Dir.—Alan Ashby, Ken Rodriguez.
- KXLN-TV (Spanish, Channel 45), 9440 Kirby Drive (77054), 713/662-4545. Sports Dir.—Carlos Arranda.
- KTMD-TV (Spanish, Channel 48), 3903 Stoney Brook (77063), 713/783-5863. Sports Dir.—Luis Rodriguez.
- HOME SPORTS ENTERTAINMENT (cable), 5251 Gulfton (77081), 713/661-0078. Sports Dir.—Bill Worrell.
- KTRH (740 AM), 510 Lovett Blvd. (77006), 713/526-0087, Sports Dir.—John O'Reilly, Tom Franklin, Ken Silverstein, Rich Lord, Charlie Palillo, Nate Griffin.
- KPRC (950 AM), 8181 Southwest Freeway (77074), 713/771-2951, 778-4790. Anita Martini, Mike Edmonds, Steve Gilmartin, Nelda Pena.
- KILT (610 AM), 500 Lovett Blyd. (77006), 713/526-3417. Chris Begala, Jim Carola, Pat Hernandez.
- KIKK (650 AM), 6306 Gulfton Drive (77081), 713/981-9600. Chuck Wolf, Dave Dalati.
- KCOH (1430 AM), 5011 Almeda (77004), 713/522-1001. Sports Dir.—Ralph Cooper.
- KSEV (700 AM), 11767 Katy Freeway, Suite 1170 (77079), 713/588-4800. Sports Dir.—Dan Patrick, Jerry Trupiano, Rod Evans.
- KLOL (101 FM), 510 Lovett Blvd. (77006), 713/526-6855. Sports Dir.—Barry Warner.
- KNUZ/KQUE (1230 AM/103 FM), 4701 Caroline (77004), 713/523-4254. Sports Dir.—Wes Johnson.
- KYOK (1590 AM), 24 Greenway Plaza (77227), 713/621-1913. Sports Dir.—Leroy Patterson.
- TEXAS STATE NETWORK, 7901 Carpenter Frwy., Dallas (75247), 214/631-2408. Sports Dir.—George Dunham.



1991 TRAVEL ITINERARY

(Tentative)

SAN DIEGO (Pre-Season Game—8/3, 7:00 PM PDT)

Depart: Fri., 8/2 at 12:00 PM on Continental charter
Arrive San Diego at 1:00 PM (PDT)
Return: Tue., 8/6 at 8:00 PM (PDT) on Continental charter
Arrive Houston at 1:00 AM (CDT)
Hotel: University of California-La Jolla (nights of 8/2-8/6)
(619) 534-4220 (Administrative Office)

L.A. RAMS (Pre-Season Game—8/22, 7:00 PM CDT, Memphis)

Depart: Wed., 8/21 at 11:30 AM on Continental charter
Arrive Memphis at 1:00 PM
Return: Fri., 8/23 at 12:01 AM on Continental charter
Arrive Houston at 1:30 AM
Hotel: Omni (night of 8/21)
(901) 684-6664

CINCINNATI (Game—9/8, 8:00 PM EDT)

Depart: Sat., 9/7 at 9:45 AM on Continental charter
Arrive Cincinnati at 1:00 PM (EDT)
Return: Mon., 9/9 at 1:00 AM (EDT) on Continental charter
Arrive Houston at 2:15 AM (CDT)
Hotel: Hyatt Regency (night of 9/7)
(513) 579-1234

NEW ENGLAND (Game—9/22, 1:00 PM EDT)

Depart: Sat., 9/21 at 8:15 AM on Continental charter
Arrive Providence at 1:00 PM (EDT)
Return: Sun., 9/22 at 6:00 PM (EDT) on Continental charter
Arrive Houston at 8:30 PM (CDT)
Hotel: Mansfield Host Hotel (night of 9/21)
(508) 339-2200

N.Y. JETS (Game—10/13, 3:00 PM EDT)

Depart: Sat., 10/12 at 8:30 AM on Continental charter
Arrive Newark at 1:00 PM (EDT)
Return: Sun., 10/13 at 8:00 PM (EDT) on Continental charter
Arrive Houston at 10:35 PM (CDT)
Hotel: Sheraton Meadowlands (night of 10/12)
(201) 896-0500

MIAMI (Game—10/20, 1:00 PM EST)

Depart: Sat., 10/19 at 9:30 AM on Continental charter
Arrive Ft. Lauderdale at 1:00 PM (EST)
Return: Sun., 10/20 at 6:00 PM (EST) on Continental charter
Arrive Houston at 7:30 PM (CST)
Hotel: Sheraton Design Center (night of 10/19)
(305) 920-3500

WASHINGTON (Game—11/3, 1:00 PM EST)

Depart: Sat., 11/2 at 9:00 AM on Continental charter
Arrive Washington (Dulles) at 1:00 PM (EST)
Return: Sun., 11/3 at 6:00 PM (EST) on Continental charter
Arrive Houston at 8:00 PM (CST)
Hotel: Crystal City Marriott (night of 11/2)
(703) 521-5500

PITTSBURGH (Game—11/24, 1:00 PM EST)

Depart: Sat., 11/23 at 9:15 AM on Continental charter
Arrive Pittsburgh at 1:00 PM (EST)
Return: Sun., 11/24 at 6:00 PM (EST) on Continental charter
Arrive Houston at 7:45 PM (CST)
Hotel: Westin William Penn (night of 11/23)
(412) 281-7100

CLEVELAND (Game—12/15, 1:00 PM EST)

Depart: Sat., 12/14 at 9:15 AM on Continental charter
Arrive Cleveland at 1:00 PM (EST)
Return: Sun., 12/15 at 6:00 PM (EST) on Continental charter
Arrive Houston at 7:45 PM (CST)
Hotel: Stouffer Tower City (night of 12/14)
(216) 696-5600

N.Y. GIANTS (Game—12/21, 12:30 PM EST)

Depart: Fri., 12/20 at 8:30 AM on Continental charter
Arrive Newark at 1:00 PM (EST)
Return: Sat., 12/21 at 5:30 PM (EST) on Continental charter
Arrive Houston at 8:00 PM (CST)
Hotel: Loew's Glen Pointe (night of 12/20)
(201) 836-0600

1991 OPPONENTS

ATLANTA FALCONS

Pre-Season Game #2, Fri., Aug. 9
7:00 P.M., Astrodome



ADDRESS: Suwanee Road at I-85,
Suwanee, GA 30174

PHONE: (404) 945-1111

CHAIRMAN OF THE BOARD: Rankin Smith, Sr.

VICE-PRESIDENT/PLAYER PERSONNEL: Ken Herock

HEAD COACH: Jerry Glanville

PUBLIC RELATIONS DIRECTOR: Charlie Taylor

CONFERENCE, DIVISION: National, Western

STADIUM: Fulton County (59,643)

TEAM COLORS: Red, Black, White, and Silver

1990 RECORD: 5-11

1990 RUSHING LEADER: Mike Rozier, 163 att., 717 yards, 3 TDs

1990 PASSING LEADER: Chris Miller, 222 of 388, 2735 yards, 17 TDs,
14 int.

1990 RECEIVING LEADER: Andre Rison, 82 for 1208 yards, 10 TDs

CINCINNATI BENGALS

Game #2, Sun., Sept. 8
7:00 P.M., Riverfront Stadium
Game #8, Sun., Oct. 27
12:00 P.M., Astrodome



ADDRESS: 200 Riverfront Stadium,
Cincinnati, Ohio 45202

PHONE: (513) 621-3550

PRESIDENT: John Sawyer

VICE-PRESIDENT/GENERAL MANAGER: Paul Brown

HEAD COACH: Sam Wyche

PUBLIC RELATIONS DIRECTOR: Al Heim

CONFERENCE, DIVISION: American, Central

STADIUM: Riverfront (59,755)

TEAM COLORS: Black, Orange, and White

1990 RECORD: 9-7

1990 RUSHING LEADER: James Brooks, 195 att., 1004 yards, 5 TDs

1990 PASSING LEADER: Boomer Esiason, 224 of 402, 3031 yards,
24 TDs, 22 int.

1990 RECEIVING LEADER: Eddie Brown, 44 for 706 yards, 9 TDs

CLEVELAND BROWNS

Game #11, Sun., Nov. 17
7:00 P.M., Astrodome
Game #15, Sun., Dec. 15
12:00 P.M., Cleveland Stadium



ADDRESS: Tower B,
Cleveland Stadium, Cleveland, Ohio 44114

PHONE: (216) 696-5555

OWNER/PRESIDENT: Arthur B. Modell

EXEC. VICE-PRESIDENT: Ernie Accorsi

HEAD COACH: Bill Belichick

PUBLIC RELATIONS DIRECTOR: Kevin Byrne

CONFERENCE, DIVISION: American, Central

STADIUM: Cleveland (80,098)

TEAM COLORS: Seal Brown, Orange, and White

1990 RECORD: 3-13

1990 RUSHING LEADER: Kevin Mack, 158 att., 702 yards, 5 TDs

1990 PASSING LEADER: Bernie Kosar, 230 of 423, 2562 yards, 10
TDs, 15 int.

1990 RECEIVING LEADER: Webster Slaughter, 59 for 847 yards, 4
TDs

DALLAS COWBOYS

**Pre-Season Game #3, Sun.,
Aug. 18 7:00 P.M., Astrodome**
**Game #10, Sun., Nov. 10
12:00 P.M., Astrodome**



ADDRESS: One Cowboys Parkway,
Irving, TX 75063

PHONE: (214) 556-9900

OWNER/PRESIDENT: Jerry Jones

VICE-PRESIDENT/PERSONNEL: Bob Ackles

HEAD COACH: Jimmy Johnson

PUBLIC RELATIONS DIRECTOR: Rich Dalrymple

CONFERENCE, DIVISION: National, Eastern

STADIUM: Texas (65,024)

TEAM COLORS: Royal Blue, Metallic Silver, and White

1990 RECORD: 7-9

1990 RUSHING LEADER: Emmitt Smith, 241 att., 937 yards, 11 TDs

1990 PASSING LEADER: Troy Aikman, 226 of 399, 2579 yards, 11
TDs, 18 int.

1990 RECEIVING LEADER: Kelvin Martin, 64 for 732 yards, 0 TDs

DENVER BRONCOS

**Game #5, Sun., Oct. 6
12:00 P.M., Astrodome**



ADDRESS: 13655 E. Dove Valley Parkway,
Englewood, CO 80112

PHONE: (303) 649-9000

PRESIDENT/CEO: Pat Bowlen

GENERAL MANAGER: John Beake

VICE-PRESIDENT/HEAD COACH: Dan Reeves

MEDIA RELATIONS DIRECTOR: Jim Saccomano

CONFERENCE, DIVISION: American, Western

STADIUM: Mile High (76,273)

TEAM COLORS: Orange, Blue, and White

1990 RECORD: 5-11

1990 RUSHING LEADER: Bobby Humphrey, 288 att., 1202 yards, 7
TDs

1990 PASSING LEADER: John Elway, 294 of 502, 3526 yards, 15 TDs,
14 int.

1990 RECEIVING LEADER: Mark Jackson, 57 for 926 yards, 4 TDs

KANSAS CITY CHIEFS

**Game #3, Mon., Sept. 16
8:00 P.M., Astrodome**



ADDRESS: One Arrowhead Drive,
Kansas City, MO 64129

PHONE: (816) 924-9300

PRESIDENT/GENERAL MGR: Carl Peterson

PLAYER PERSONNEL DIRECTOR: Whitey Dovel

HEAD COACH: Marty Schottenheimer

PUBLIC RELATIONS DIRECTOR: Bob Moore

CONFERENCE, DIVISION: American, Western

STADIUM: Arrowhead (78,067)

TEAM COLORS: Red, Gold, and White

1990 RECORD: 11-5

1990 RUSHING LEADER: Barry Word, 204 att., 1015 yards, 4 TDs

1990 PASSING LEADER: Steve DeBerg, 258 of 444, 3444 yards, 23
TDs, 4 int.

1990 RECEIVING LEADER: Stephone Paige, 65 for 1021 yards, 5 TDs

LOS ANGELES RAIDERS

**Game #1, Sun., Sept. 1
3:00 P.M., Astrodome**

ADDRESS: 332 Center Street,
El Segundo, CA 90245

PHONE: (213) 322-3451

PRESIDENT: Al Davis

EXECUTIVE ASSISTANT: Al LoCasale

HEAD COACH: Art Shell

PUBLICATIONS DIRECTOR: Mike Taylor

CONFERENCE, DIVISION: American, Western

STADIUM: Coliseum (92,488)

TEAM COLORS: Silver and Black

1990 RECORD: 12-4

1990 RUSHING LEADER: Bo Jackson, 125 att., 698 yards, 5 TDs

1990 PASSING LEADER: Jay Schroeder, 182 of 334, 2849 yards, 19 TDs, 9 int.

1990 RECEIVING LEADER: Mervyn Fernandez, 52 for 839 yards, 5 TDs



LOS ANGELES RAMS

**Pre-Season Game #4, Thur.,
Aug. 22 7:00 P.M.,
Liberty Bowl (Memphis)**

ADDRESS: 2327 W. Lincoln Avenue,
Anaheim, CA 92801

PHONE: (714) 535-7267

PRESIDENT: Georgia Frontiere

EXECUTIVE VICE-PRESIDENT: John Shaw

HEAD COACH: John Robinson

PUBLIC RELATIONS DIRECTOR: John Oswald

CONFERENCE, DIVISION: National, Western

STADIUM: Anaheim (69,008)

TEAM COLORS: Royal Blue, Gold, and White

1990 RECORD: 5-11

1990 RUSHING LEADER: Cleveland Gary, 204 att., 808 yards, 14 TDs

1990 PASSING LEADER: Jim Everett, 307 of 554, 3989 yards, 23 TDs, 17 int.

1990 RECEIVING LEADER: Henry Ellard, 76 for 1294 yards, 4 TDs



MIAMI DOLPHINS

**Game #7, Sun., Oct. 20
12:00 P.M., Joe Robbie Stadium**

ADDRESS: 2269 N.W. 199th Street,
Miami, FL 33056

PHONE: (305) 620-5000

PRESIDENT: Tim Robbie

EXEC. VICE-PRESIDENT/GENERAL MGR.: Eddie Jones

HEAD COACH: Don Shula

MEDIA RELATIONS DIRECTOR: Harvey Greene

CONFERENCE, DIVISION: American, Eastern

STADIUM: Joe Robbie Stadium (73,000)

TEAM COLORS: Aqua, Coral, and White

1990 RECORD: 12-4

1990 RUSHING LEADER: Sammie Smith, 226 att., 831 yards, 8 TDs

1990 PASSING LEADER: Dan Marino, 306 of 531, 3563 yards, 21 TDs, 11 int.

1990 RECEIVING LEADER: Mark Duper, 52 for 810 yards, 5 TDs



NEW ENGLAND PATRIOTS

Game #4, Sun., Sept. 22
12:00 P.M., Foxboro Stadium



ADDRESS: Foxboro Stadium, Route 1,
Foxboro, MA 02035

PHONE: (508) 543-8200

CEO: Sam Jankovich

VP/PLAYER OPERATIONS: Joe Mendes

HEAD COACH: Dick MacPherson

PUBLIC RELATIONS DIRECTOR: Pat Hanlon

CONFERENCE, DIVISION: American, Eastern

STADIUM: Foxboro (60,794)

TEAM COLORS: Red, White, and Blue

1990 RECORD: 1-15

1990 RUSHING LEADER: John Stephens, 212 att., 808 yards, 2 TDs

1990 PASSING LEADER: Marc Wilson, 139 of 265, 1625 yards, 6 TDs,
11 int.

1990 RECEIVING LEADER: Irving Fryar, 54 for 856 yards, 4 TDs

NEW YORK GIANTS

Game #16, Sat., Dec. 21
11:30 A.M., Giants Stadium



ADDRESS: Giants Stadium,
East Rutherford, NJ 07073

PHONE: (201) 935-8111

PRESIDENT: Wellington Mara

VICE-PRESIDENT/GENERAL MGR.: George Young

HEAD COACH: Ray Handley

PUBLIC RELATIONS DIRECTOR: Ed Croke

CONFERENCE, DIVISION: National, Eastern

STADIUM: Giants (77,152)

TEAM COLORS: Blue, Red, and White

1990 RECORD: 13-3

1990 RUSHING LEADER: Ottis Anderson, 225 att., 784 yards, 11
TDs

1990 PASSING LEADER: Phil Simms, 184 of 311, 2284 yards, 15 TDs,
4 int.

1990 RECEIVING LEADER: Dave Meggett, 39 for 410 yards, 1 TD

NEW YORK JETS

Game #6, Sun., Oct. 13
3:00 P.M., Giants Stadium



ADDRESS: 1000 Fulton Avenue,
Hempstead, NY 11550

PHONE: (516) 538-6600

PRESIDENT: Steve Gutman

VICE-PRESIDENT/GEN. MGR.: Dick Steinberg

HEAD COACH: Bruce Coslet

PUBLIC RELATIONS DIRECTOR: Frank Ramos

CONFERENCE, DIVISION: American, Eastern

STADIUM: Giants (77,152)

TEAM COLORS: Green and White

1990 RECORD: 6-10

1990 RUSHING LEADER: Blair Thomas, 123 att., 620 yards, 1 TD

1990 PASSING LEADER: Ken O'Brien, 226 of 411, 2855 yards, 13
TDs, 10 int.

1990 RECEIVING LEADER: Al Toon, 57 for 757 yards, 6 TDs

PHILADELPHIA EAGLES

Game #13, Mon., Dec. 2
8:00 P.M., Astrodome

ADDRESS: Broad Street and Pattison Avenue
Philadelphia, PA 19148

PHONE: (215) 463-2500

OWNER: Norman Braman

PRESIDENT/CEO: Harry Gamble

HEAD COACH: Rich Kotite

PUBLIC RELATIONS DIRECTOR: Ron Howard

CONFERENCE, DIVISION: National, Eastern

STADIUM: Veterans (65,356)

TEAM COLORS: Kelly Green, Silver, and White

1990 RECORD: 10-6

1990 RUSHING LEADER: Randall Cunningham, 118 att., 942 yards, 5 TDs

1990 PASSING LEADER: Randall Cunningham, 271 of 465, 3466 yards, 30 TDs, 13 int.

1990 RECEIVING LEADER: Keith Byars, 81 for 819 yards, 3 TDs



PITTSBURGH STEELERS

Game #12, Sun., Nov. 24
12:00 P.M., Three Rivers Stadium

Game #14, Sun., Dec. 8
12:00 P.M., Astrodome

ADDRESS: 300 Stadium Circle,
Pittsburgh, PA 15212

PHONE: (412) 323-1200

PRESIDENT: Daniel M. Rooney

PLAYER PERSONNEL DIR.: Dick Haley

HEAD COACH: Chuck Noll

PUBLIC RELATIONS DIRECTOR: Dan Edwards

CONFERENCE, DIVISION: American, Central

STADIUM: Three Rivers (59,000)

TEAM COLORS: Black and Gold

1990 RECORD: 9-7

1990 RUSHING LEADER: Merrill Hoge, 203 att., 772 yards, 7 TDs

1990 PASSING LEADER: Bubby Brister, 223 of 387, 2725 yards, 20 TDs, 14 int.

1990 RECEIVING LEADER: Louis Lipps, 50 for 682 yards, 3 TDs



SAN DIEGO CHARGERS

Pre-Season Game #1, Sat., Aug. 3
9:00 P.M., Jack Murphy Stadium

ADDRESS: 9449 Friars Road,
San Diego, CA 92120

PHONE: (619) 280-2111

CHAIRMAN/PRESIDENT: Alex Spanos

EXEC. VP/GENERAL MANAGER: Bobby Beathard

HEAD COACH: Dan Henning

PUBLIC RELATIONS DIRECTOR: Bill Johnston

CONFERENCE, DIVISION: American, Western

STADIUM: Jack Murphy (60,750)

TEAM COLORS: Navy Blue, White, and Gold

1990 RECORD: 6-10

1990 RUSHING LEADER: Marion Butts, 265 att., 1225 yards, 8 TDs

1990 PASSING LEADER: Billy Joe Tolliver, 216 of 410, 2574 yards, 16 TDs, 16 int.

1990 RECEIVING LEADER: Anthony Miller, 63 for 933 yards, 7 TDs



WASHINGTON REDSKINS

Game #9, Sun., Nov. 3
12:00 P.M., RFK Stadium



ADDRESS: 13832 Redskin Drive,
Herndon, VA 22071

PHONE: (703) 471-9100

CHAIRMAN/CEO: Jack Kent Cooke

GENERAL MANAGER: Charles Casserly

HEAD COACH: Joe Gibbs

PUBLIC RELATIONS DIRECTOR: Charlie Dayton

CONFERENCE, DIVISION: National, Eastern

STADIUM: RFK (55,672)

TEAM COLORS: Burgundy and Gold

1990 RECORD: 10-6

1990 RUSHING LEADER: Earnest Byner, 297 att., 1219 yards, 6 TDs

1990 PASSING LEADER: Mark Rypien, 166 of 304, 2070 yards, 16 TDs, 11 int.

1990 RECEIVING LEADER: Gary Clark, 75 for 1112 yards, 8 TDs



THE ASTRODOME



The Houston Oilers play their home games in the "new and improved" Astrodome. Since 1988, 10,000 seats have been added to the Astrodome's capacity, thus making its seating availability now comparable to other domed stadiums. In early 1988, a state-of-the-art "Magic Carpet" AstroTurf system was installed by AstroTurf Industries, making the Astrodome the only artificial turf stadium in America with entirely separate fields for both football and baseball. In addition, construction has been completed on 65 "Columbia Suite" luxury boxes.

Officially named the Harris County Domed Stadium, the Astrodome was financed by an \$18 million general obligation bond which passed in January of 1961. The cost of the project, including off-site improvements, land acquisition, engineering fees, site roads, and parking lot paving was \$31.6 million.

A 1982 \$42 million improvement program updated all of the Astrodome Complex. Financed by Harris County's portion of the hotel-motel tax, the renovations included the installation of the first Diamond Vision screen in the Astrodome scoreboard.

The stadium structure itself covers 9½ acres, and the entire complex, including exhibition halls and parking area, covers 260 acres. The outside diameter of the stadium structure is 710 feet and the floor of the stadium is approximately 25 feet below normal ground level, affording minimum vertical travel by fans.

The permanent roof of the dome, which has a clear span of 642 feet (twice that of any previous structure), has a maximum height of 208 feet above the playing field. This would allow the construction of an 18-story building under the roof. The roof can withstand hurricane winds of 135 m.p.h. and gusts of 165 m.p.h.

The playing surface of the Astrodome is AstroTurf. Initially only the infield was covered with the man-made turf. On July 19, 1966 the entire surface of the Astrodome was covered with AstroTurf. A new surface was installed in April, 1978, and again in February, 1988.

There are 51,000 cushioned, upholstered theatre seats in the stadium and 4,000 pavilion seats with cushioned, upholstered seats and wooden backs. The seating capacities are 54,816 for baseball, 60,502 for football, 68,000 for conventions and a maximum of 74,000 for boxing and similar events. To convert from baseball to football seating, the stands holding additional seats move around on steel rails until they parallel the football sidelines.

The Astrodome's new scoreboard features pertinent information throughout all events. The 'Dome is one of the only stadiums in the country that now boasts two Diamond Vision screens. Each Diamond Vision is a 26½ by 37½-foot screen that brings field action, including instant replays, up close for spectators. The screen's clear picture is the product of a 35-mm tube with 43,200 CRT's (a home television set has one CRT). The Diamond Vision's brain is a state-of-the-art computer, operated by a nine-person crew that includes technicians and cameramen.

TRINITY UNIVERSITY

**“The Summer Home of
the Houston Oilers”**



The summer of 1991 marks the Oilers' first training camp at Trinity University in San Antonio. Trinity is a nationally-recognized liberal arts and sciences university that has been consistently ranked as one of the nation's top colleges by U.S. News and World Report. With an enrollment of 2,500, Trinity's student population includes representation from all 50 states and several foreign countries.

Trinity University was founded in 1869 in Tehuacana, Texas, was moved to Waxahachie, Texas in 1902, and to San Antonio in 1942. In 1952, Trinity moved to its current location, the "Skyline Campus" that overlooks the city.

Academically, Trinity offers professional programs in business, communications, computer science, education, and engineering. More than 60% of the school's incoming freshmen ranked in the top 10% of their high school graduating classes. Trinity students have recently received several prestigious national awards including Science Foundation grants, Truman Scholarships, National Endowment for the Humanities Young Scholar Awards, Mellon Fellows, and the Goldwater Scholarship in Science. Trinity students are also very active in community volunteer work. More than 1,000 students devote over 6,000 hours to community service each year.

Athletically, Trinity fields varsity teams in nine sports and the school is a member of the Southern Collegiate Athletic Conference. Trinity boasts men's and women's programs in NCAA Division III with participation in sports such as football, basketball, baseball, tennis, volleyball, cross country, soccer, track, and golf.

As far as athletic facilities, Trinity recently completed an \$11 million seven-acre outdoor recreational area. This past spring, the school began a \$14 million renovation and expansion of their indoor sports complex which will include the addition of an aquatics center.

Financially, Trinity has an endowment of approximately \$290 million, averaging more than \$115,000 per student. That endowment ranks Trinity among the top 40 in the nation and in the top 30 on a per-student basis. Approximately 67% of the student body receives need-based aid or merit scholarships.

NFL PERSONNEL GUIDE

WAIVERS: The waiver system is a procedure by which player contracts or NFL rights to players are made available by a club to other clubs in the League. During the procedure, the 27 other clubs either file claims to obtain the players or waive the opportunity to do so—thus the term “waiver.” Claiming clubs are assigned players on a priority based on the inverse of won-and-lost standing. The claiming period normally is 10 days during the off-season and 24 hours from early July through December. In some circumstances another 24 hours is added on to allow the original club to rescind its action (known as a recall of a waiver request) and/or the claiming club to do the same (known as withdrawal of a claim). If a player passes through waivers unclaimed and is not recalled by the original club, he becomes a free agent. All waivers from July through December are no-recall and no withdrawal. Under the Collective Bargaining Agreement, from February 1 through October 16, any veteran who has acquired four years of pension credit may, if about to be assigned to another club through the waiver system, reject such assignment and become a free agent.

ACTIVE LIST: The Active List is the principal status for players participating for a club. It consists of all players under contract, including option, who are eligible for pre-season, regular season, and post-season games. Clubs are allowed to open training camp with 80 players but thereafter must meet two mandatory roster reductions prior to the season opener. Teams will be permitted to carry 47 players on their final roster. However, only 45 players plus an emergency quarterback may suit up for each game.

RESERVE LIST: The Reserve List is a status for players who, for reasons of injury, retirement, military service, or other circumstances, are not immediately available for participation with a club. Those in the category of Reserve/Injured are players physically unable to play football for a minimum of four weeks from the date of going onto Reserve.

No player is eligible for activation unless he has missed at least four regular season games. Each club will have five free re-activations for players placed on Reserve/Injured after the final countdown. Any player placed on Reserve/Injured prior to or concurrent with the final cutdown on August 26 may not return to the club nor practice with the team that year. Clubs participating in post-season competition will be granted an additional re-activation for each post-season game, provided they have exhausted all previous activations. Players who were terminated via waivers from a club's Reserve/Injured List can be re-signed after the four-game requirement has been fulfilled but must clear procedural recall waivers to return to the same club's Active List. Players in the category of Reserve/Retired, Reserve/Did Not Report, or Reserve/Veteran Free Agent Asked to Re-sign, may not be reinstated during the period from 30 days before the end of the regular season through the post-season.

TRADES: Unrestricted trading between the AFC and NFC is allowed in 1990 through October 8, after which trading of player contracts/rights will end until January 27, 1992.

INSTANT REPLAY

For the sixth consecutive season, NFL clubs have approved a limited system of Instant Replay on a one-year basis.

All replay reviews which involve contact to the field from the Replay Booth will be a maximum of two minutes in duration, timed from the moment when the Umpire signals timeout.

The Replay Official will be assigned to a regular officiating crew and will attend meetings the day before each game.

The following table outlines the number of reversals and plays closely reviewed by Instant Replay in each of the previous five seasons.

	Games	Reversals	Plays Closely Reviewed
1986	224	38	374
1987	210	57	490
1988	224	53	537
1989	224	65	492
1990	224	73	504

In 1986, the system was approved by a 23-4-1 vote. In 1987, the vote was 21-7. In 1988, replay was cleared by a 23-5 margin. In 1989, the vote was 24-4. In 1990, the vote was 21-7. In 1991, Instant Replay was approved by a 21-7 vote.

The NFL has discussed Instant Replay in some degree or other since the early 1970s. The League experimented in 1976 and 1978 using two basic frameworks—an independent system using cameras, replay machines, and technicians separate from the network covering the games, and a "no frills" approach using existing television coverage.

In 1985, the NFL used the network feed of the nine nationally televised preseason games to experiment with the basic system which later was adopted and has been used since 1986. A total of 28 plays (17 confirmed calls, 4 inconclusive, 1 reversed, and 6 no replay shown) were closely examined in the 1985 experiment.

Q—What is the objective of this system?

A—The clubs feel that on certain plays the telecast viewed by the general public should be used to correct an indisputable error. The system will be used to reverse an on-field decision only when the Replay Official has **indisputable visual evidence** available to him that warrants the change.

Q—Who will be involved?

A—The Replay Official (a former NFL or collegiate official) will be positioned in a sideline Replay Booth which will house two TV monitors and two high-speed VCRs plus radio communications to the on-field officials. The Replay Official makes the decision although a Communicator (normally a member of the League Office staff) and a Technician also will be there to lend logistical help.

Q—Why is the system referred to as "limited" Instant Replay?

A—This system will concentrate on plays of **possession** or **touching** (e.g. fumbles, receptions, interceptions, muffs) and most plays governed by the **sidelines, goal lines, end lines, and line of scrimmage** (e.g. receiver or runner in or out of bounds, forward or backward passes, breaking the plane of the goal line). It also will be used to determine whether there are more than 11 men on the field.

Q—Why aren't most fouls included in this system?

A—It is recognized that in most circumstances the on-field officials have the best vantage points involving fouls. It is for this reason that Instant Replay **will not review** a list of the following 26 fouls:

1. Clipping
2. Encroachment and offsides
3. Grasp of facemask
4. False start
5. Defensive pass interference
6. Offensive pass interference
7. Offensive holding and illegal use of hands
8. Illegal batting or punching ball
9. Illegal block on free kick or scrimmage kick
10. Illegal crackback
11. Illegal motion
12. Illegal use of forearm or elbow
13. Illegal use of hands by defense
14. Illegally kicking ball
15. Illegally snapping ball
16. Intentional grounding
17. Member of punting team downfield early
18. Illegal formation
19. Palpably unfair act
20. Piling on
21. Roughing the passer
22. Running into/roughing kicker
23. Striking, kicking, or kneeling
24. Unnecessary roughness
25. Unsportsmanlike conduct
26. Use of helmet as a weapon

Q—Is the television network carrying the game part of the review process?

A—No. Although the Replay Official will be viewing the live network feed, there is no communication to television personnel as to which plays to show or not to show. The Replay Official does not hear the TV commentators.

Q—What is the step-by-step procedure of a play review?

A—The Replay Official will view game action and a play will be replayed immediately on one of the two monitors, while the other one continues to record the live feed.

The Replay Official makes a determination if further study of the play is needed. If not, there is no contact with the field and play continues without interruption.

If the Replay Official believes an error may have been made, the Umpire will be contacted via a headset.

The Replay Official will watch replay(s) on one or both monitors and complete his review within two minutes after the Umpire signals timeout.

The Replay Official will inform the Umpire of his decision, and the Referee will make the appropriate announcement on the wireless microphone.

1991 NFL SCHEDULE

FIRST WEEK

Sunday, September 1 (CBS-TV national weekend)

1. Atlanta at Kansas City.....	12:00
2. Cincinnati at Denver.....	2:00
3. Dallas at Cleveland.....	1:00
4. Los Angeles Raiders at Houston.....	3:00
5. Miami at Buffalo.....	4:00
6. Minnesota at Chicago.....	3:00
7. New England at Indianapolis.....	3:00
8. Philadelphia at Green Bay.....	12:00
9. Phoenix at Los Angeles Rams.....	1:00
10. San Diego at Pittsburgh.....	4:00
11. Seattle at New Orleans.....	12:00
12. Tampa Bay at New York Jets.....	1:00

Sunday Night

13. Detroit at Washington (TNT).....	8:00
--------------------------------------	------

Monday, September 2

14. San Francisco at New York Giants (ABC-TV).....	9:00
--	------

SECOND WEEK

Sunday, September 8 (NBC-TV national weekend)

15. Chicago at Tampa Bay.....	1:00
16. Cleveland at New England.....	1:00
17. Denver at Los Angeles Raiders.....	1:00
18. Green Bay at Detroit.....	1:00
19. Indianapolis at Miami.....	1:00
20. Los Angeles Rams at New York Giants.....	1:00
21. Minnesota at Atlanta.....	1:00
22. New Orleans at Kansas City.....	12:00
23. New York Jets at Seattle.....	1:00
24. Phoenix at Philadelphia.....	1:00
25. Pittsburgh at Buffalo.....	1:00
26. San Diego at San Francisco.....	1:00

Sunday Night

27. Houston at Cincinnati (TNT).....	8:00
--------------------------------------	------

Monday, September 9

28. Washington at Dallas (ABC-TV).....	8:00
--	------

THIRD WEEK

Sunday, September 15 (NBC-TV national weekend)

29. Atlanta at San Diego.....	1:00
30. Buffalo at New York Jets.....	4:00
31. Cincinnati at Cleveland.....	1:00
32. Indianapolis at Los Angeles Raiders.....	1:00
33. Miami at Detroit.....	1:00
34. New England at Pittsburgh.....	1:00
35. New York Giants at Chicago.....	12:00
36. Philadelphia at Dallas.....	12:00
37. Phoenix at Washington.....	1:00
38. San Francisco at Minnesota.....	12:00
39. Seattle at Denver.....	2:00
40. Tampa Bay at Green Bay.....	12:00

Sunday Night

41. Los Angeles Rams at New Orleans (TNT).....	7:00
--	------

Monday, September 16

42. Kansas City at Houston (ABC-TV).....	8:00
--	------

FOURTH WEEK

Sunday, September 22 (CBS-TV National Weekend)

43. Buffalo at Tampa Bay.....	4:00
44. Cleveland at New York Giants.....	1:00
45. Detroit at Indianapolis.....	12:00
46. Green Bay at Miami.....	1:00
47. Houston at New England.....	1:00
48. Los Angeles Raiders at Atlanta.....	1:00
49. Los Angeles Rams at San Francisco.....	1:00
50. Minnesota at New Orleans.....	12:00

51. Pittsburgh at Philadelphia.....	1:00
52. San Diego at Denver.....	2:00
53. Seattle at Kansas City.....	3:00
54. Washington at Cincinnati.....	1:00

Sunday Night

55. Dallas at Phoenix (TNT).....	5:00
----------------------------------	------

Monday, September 23

56. New York Jets at Chicago (ABC-TV).....	8:00
--	------

FIFTH WEEK

Sunday, September 29 (CBS-TV National Weekend)

57. Chicago at Buffalo.....	1:00
58. Green Bay at Los Angeles Rams.....	1:00
59. Indianapolis at Seattle.....	1:00
60. Kansas City at San Diego.....	1:00
61. Miami at New York Jets.....	4:00
62. New England at Phoenix.....	1:00
63. New Orleans at Atlanta.....	1:00
64. New York Giants at Dallas.....	12:00
65. San Francisco at Los Angeles Raiders.....	1:00
66. Tampa Bay at Detroit.....	1:00

Sunday Night

67. Denver at Minnesota (TNT).....	7:00
------------------------------------	------

Monday, September 30

68. Philadelphia at Washington (ABC-TV).....	9:00
--	------

SIXTH WEEK

Sunday, October 6 (NBC-TV national weekend)

69. Dallas vs. Green Bay at Milwaukee.....	12:00
70. Denver at Houston.....	12:00
71. Miami at New England.....	1:00
72. Minnesota at Detroit.....	1:00
73. New York Jets at Cleveland.....	1:00
74. Philadelphia at Tampa Bay.....	1:00
75. Phoenix at New York Giants.....	4:00
76. San Diego at Los Angeles Raiders.....	1:00
77. Seattle at Cincinnati.....	1:00
78. Washington at Chicago.....	12:00

Sunday Night

79. Pittsburgh at Indianapolis (TNT).....	7:00
---	------

Monday, October 7

80. Buffalo at Kansas City (ABC-TV).....	8:00
--	------

SEVENTH WEEK

Sunday, October 13 (NBC-TV national weekend)

81. Cincinnati at Dallas.....	12:00
82. Cleveland at Washington.....	1:00
83. Houston at New York Jets.....	4:00
84. Indianapolis at Buffalo.....	1:00
85. Miami at Kansas City.....	3:00
86. New Orleans at Philadelphia.....	1:00
87. Phoenix at Minnesota.....	12:00
88. San Diego at Los Angeles Rams.....	1:00
89. San Francisco at Atlanta.....	1:00

Sunday Night

90. Los Angeles Raiders at Seattle (TNT).....	4:30
---	------

Monday, October 14

91. New York Giants at Pittsburgh (ABC-TV).....	9:00
---	------

EIGHTH WEEK

Thursday, October 17

92. Chicago at Green Bay (TNT).....	6:30
-------------------------------------	------

Sunday, October 20 (CBS-TV national weekend)

93. Atlanta at Phoenix.....	1:00
94. Cleveland at San Diego.....	1:00
95. Detroit at San Francisco.....	1:00
96. Houston at Miami.....	1:00

97. Kansas City at Denver.....	2:00
98. Los Angeles Rams at Los Angeles Raiders.....	1:00
99. Minnesota at New England.....	1:00
100. New York Jets at Indianapolis.....	12:00
101. Seattle at Pittsburgh.....	1:00
102. Tampa Bay at New Orleans.....	12:00
Monday, October 21	
103. Cincinnati at Buffalo (ABC-TV).....	9:00

NINTH WEEK

Sunday, October 27 (NBC-TV national weekend)	
104. Chicago at New Orleans.....	12:00
105. Cincinnati at Houston.....	12:00
106. Dallas at Detroit.....	4:00
107. Denver at New England.....	1:00
108. Green Bay at Tampa Bay.....	1:00
109. Los Angeles Rams at Atlanta.....	1:00
110. Minnesota at Phoenix.....	2:00
111. Pittsburgh at Cleveland.....	1:00
112. San Diego at Seattle.....	1:00
113. San Francisco at Philadelphia.....	1:00
Sunday Night	
114. Washington at New York Giants (ESPN).....	8:00
Monday, October 28	
115. Los Angeles Raiders at Kansas City (ABC-TV).....	8:00

TENTH WEEK

Sunday, November 3 (CBS-TV national weekend)	
116. Atlanta at San Francisco.....	1:00
117. Cleveland at Cincinnati.....	1:00
118. Detroit at Chicago.....	12:00
119. Green Bay at New York Jets.....	1:00
120. Houston at Washington.....	1:00
121. Miami at Indianapolis.....	4:00
122. New England at Buffalo.....	1:00
123. New Orleans at Los Angeles Rams.....	1:00
124. Phoenix at Dallas.....	12:00
125. Tampa Bay at Minnesota.....	12:00
Sunday Night	
126. Pittsburgh at Denver (ESPN).....	6:00
Monday, November 4	
127. New York Giants at Philadelphia (ABC-TV).....	9:00

ELEVENTH WEEK

Sunday, November 10 (NBC-TV national weekend)	
128. Atlanta at Washington.....	1:00
129. Buffalo vs. Green Bay at Milwaukee.....	12:00
130. Dallas at Houston.....	12:00
131. Detroit at Tampa Bay.....	1:00
132. Indianapolis at New York Jets.....	1:00
133. Kansas City at Los Angeles Rams.....	1:00
134. Los Angeles Raiders at Denver.....	2:00
135. New York Giants at Phoenix.....	2:00
136. Philadelphia at Cleveland.....	1:00
137. Pittsburgh at Cincinnati.....	1:00
138. San Francisco at New Orleans.....	12:00
139. Seattle at San Diego.....	1:00
Sunday Night	
140. New England at Miami (ESPN).....	8:00
Monday, November 11	
141. Chicago at Minnesota (ABC-TV).....	8:00

TWELFTH WEEK

Sunday, November 17 (CBS-TV national weekend)	
142. Chicago at Indianapolis.....	1:00
143. Cincinnati at Philadelphia.....	1:00
144. Dallas at New York Giants.....	4:00
145. Denver at Kansas City.....	12:00
146. Los Angeles Rams at Detroit.....	4:00
147. Minnesota at Green Bay.....	12:00
148. New Orleans at San Diego.....	1:00
149. New York Jets at New England.....	1:00
150. Phoenix at San Francisco.....	1:00
151. Seattle at Los Angeles Raiders.....	1:00
152. Tampa Bay at Atlanta.....	1:00
153. Washington at Pittsburgh.....	1:00
Sunday Night	
154. Cleveland at Houston (ESPN).....	7:00
Monday, November 18	
155. Buffalo at Miami (ABC-TV).....	9:00

THIRTEENTH WEEK

Sunday, November 24 (NBC-TV national weekend)	
156. Buffalo at New England.....	1:00
157. Dallas at Washington.....	1:00
158. Denver at Seattle.....	1:00
159. Detroit at Minnesota.....	12:00
160. Houston at Pittsburgh.....	1:00
161. Indianapolis vs. Green Bay at Milwaukee.....	12:00
162. Kansas City at Cleveland.....	1:00
163. Los Angeles Raiders at Cincinnati.....	1:00
164. Miami at Chicago.....	12:00
165. New York Giants at Tampa Bay.....	1:00
166. Philadelphia at Phoenix.....	2:00
167. San Diego at New York Jets.....	4:00
Sunday Night	
168. Atlanta at New Orleans (ESPN).....	7:00
Monday, November 25	
169. San Francisco at L. A. Rams (ABC-TV).....	6:00

FOURTEENTH WEEK

Thursday, November 28 (Thanksgiving Day)	
170. Chicago at Detroit (CBS-TV).....	12:30
171. Pittsburgh at Dallas (NBC-TV).....	3:00
Sunday, December 1 (CBS-TV national weekend)	
172. Cleveland at Indianapolis.....	1:00
173. Green Bay at Atlanta.....	1:00
174. Kansas City at Seattle.....	1:00
175. New England at Denver.....	2:00
176. New Orleans at San Francisco.....	1:00
177. New York Giants at Cincinnati.....	4:00
178. New York Jets at Buffalo.....	1:00
179. Tampa Bay at Miami.....	1:00
180. Washington at Los Angeles Rams.....	1:00
Sunday Night	
181. Los Angeles Raiders at San Diego (ESPN).....	5:00
Monday, December 2	
182. Philadelphia at Houston (ABC-TV).....	8:00

FIFTEENTH WEEK

Sunday, December 8 (NBC-TV national weekend)	
183. Atlanta at Los Angeles Rams.....	1:00
184. Buffalo at Los Angeles Raiders.....	1:00
185. Denver at Cleveland.....	1:00
186. Green Bay at Chicago.....	12:00
187. Indianapolis at New England.....	1:00
188. New Orleans at Dallas.....	12:00
189. New York Jets at Detroit.....	4:00
190. Philadelphia at New York Giants.....	1:00
191. Pittsburgh at Houston.....	12:00
192. San Diego at Kansas City.....	12:00
193. San Francisco at Seattle.....	1:00
194. Washington at Phoenix.....	2:00
Sunday Night	
195. Minnesota at Tampa Bay (ESPN).....	8:00
Monday, December 9	
196. Cincinnati at Miami (ABC-TV).....	9:00

SIXTEENTH WEEK

Saturday, December 14	
197. Kansas City at San Francisco (NBC-TV).....	1:00
198. Tampa Bay at Chicago (CBS-TV).....	11:30
Sunday, December 15 (CBS-TV national weekend)	
199. Cincinnati at Pittsburgh.....	1:00
200. Dallas at Philadelphia.....	1:00
201. Detroit at Green Bay.....	12:00
202. Houston at Cleveland.....	1:00
203. Los Angeles Rams at Minnesota.....	12:00
204. Miami at San Diego.....	1:00
205. New England at New York Jets.....	1:00
206. New York Giants at Washington.....	4:00
207. Phoenix at Denver.....	2:00
208. Seattle at Atlanta.....	1:00
Sunday Night	
209. Buffalo at Indianapolis (ESPN).....	8:00
Monday, December 16	
210. Los Angeles Raiders at New Orleans (ABC-TV).....	8:00

SEVENTEENTH WEEK

Saturday, December 21	
211. Green Bay at Minnesota (CBS-TV).....	3:00
212. Houston at New York Giants (NBC-TV).....	12:30
Sunday, December 22 (NBC-TV national weekend)	
213. Atlanta at Dallas.....	12:00
214. Cleveland at Pittsburgh.....	1:00
215. Denver at San Diego.....	1:00
216. Detroit at Buffalo.....	1:00
217. Indianapolis at Tampa Bay.....	1:00
218. Kansas City at Los Angeles Raiders.....	1:00
219. New England at Cincinnati.....	1:00
220. New Orleans at Phoenix.....	2:00
221. New York Jets at Miami.....	1:00
222. Washington at Philadelphia.....	4:00
Sunday Night	
223. Los Angeles Rams at Seattle (ESPN).....	5:00
Monday, December 23	
224. Chicago at San Francisco (ABC-TV).....	6:00

POSTSEASON

Saturday, Dec. 28AFC and NFC First Round Playoffs (ABC)	
Sunday, Dec. 29AFC and NFC First Round Playoffs (NBC and CBS)	
Saturday, Jan. 4AFC and NFC Second-Round Playoffs (NBC and CBS)	
Sunday, Jan. 5AFC and NFC Second Round Playoffs (NBC and CBS)	
Sunday, Jan. 12AFC and NFC Championship Games (NBC and CBS)	
Sunday, Jan. 26Super Bowl XXVI at Metrodome, Minneapolis, Minnesota (CBS)	
Sunday, Feb. 2AFC-NFC Pro Bowl at Honolulu, Hawaii (ESPN)	

1990 NFL STANDINGS

AMERICAN FOOTBALL CONFERENCE

EASTERN DIVISION

	W	L	T	Pct.	PF	PA
Buffalo	13	3	0	.813	428	263
*Miami	12	4	0	.750	336	242
Indianapolis	7	9	0	.438	281	353
N.Y. Jets	6	10	0	.375	295	345
New England	1	15	0	.063	181	446

CENTRAL DIVISION

	W	L	T	Pct.	PF	PA
Cincinnati	9	7	0	.563	360	352
*Houston	9	7	0	.563	405	307
Pittsburgh	9	7	0	.563	292	240
Cleveland	3	13	0	.188	228	462

WESTERN DIVISION

	W	L	T	Pct.	PF	PA
L.A. Raiders	12	4	0	.750	337	268
*Kansas City	11	5	0	.688	369	257
Seattle	9	7	0	.563	306	286
San Diego	6	10	0	.375	315	281
Denver	5	11	0	.313	331	374

NATIONAL FOOTBALL CONFERENCE

EASTERN DIVISION

	W	L	T	Pct.	PF	PA
N.Y. Giants	13	3	0	.813	335	211
*Philadelphia	10	6	0	.625	396	299
*Washington	10	6	0	.625	381	301
Dallas	7	9	0	.438	244	308
Phoenix	5	11	0	.313	268	396

CENTRAL DIVISION

	W	L	T	Pct.	PF	PA
Chicago	11	5	0	.688	348	280
Tampa Bay	6	10	0	.375	264	367
Detroit	6	10	0	.375	373	413
Green Bay	6	10	0	.375	271	347
Minnesota	6	10	0	.375	351	326

WESTERN DIVISION

	W	L	T	Pct.	PF	PA
San Francisco	14	2	0	.875	353	239
*New Orleans	8	8	0	.500	274	275
L.A. Rams	5	11	0	.313	345	412
Atlanta	5	11	0	.313	348	365

*Wild Card for Playoffs

1990 NFL AT A GLANCE

AFC FIRST ROUND

Miami 17, Kansas City 16

AFC FIRST ROUND

Cincinnati 41, Houston 14

AFC DIVISIONAL PLAYOFF

Buffalo 44, Miami 34

AFC DIVISIONAL PLAYOFF

L.A. Raiders 20, Cincinnati 10

AFC CHAMPIONSHIP GAME

Buffalo 51, L.A. Raiders 3

NFC FIRST ROUND

Washington 20, Philadelphia 6

NFC FIRST ROUND

Chicago 16, New Orleans 6

NFC DIVISIONAL PLAYOFF

San Francisco 28, Washington 10

NFC DIVISIONAL PLAYOFF

N.Y. Giants 31, Chicago 3

NFC CHAMPIONSHIP GAME

N.Y. Giants 15, San Francisco 13

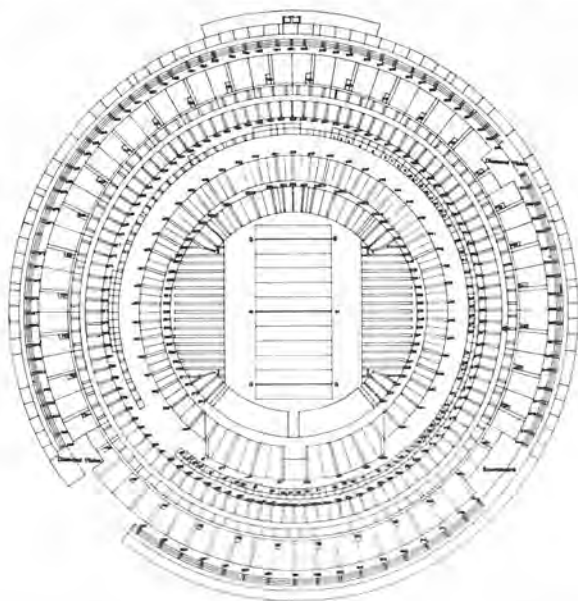
SUPER BOWL XXV

N.Y. Giants 20, Buffalo 19

AFC-NFC PRO BOWL

AFC 23, NFC 21

TICKET INFORMATION



THE ASTRODOME

	PER GAME	SEASON
LOGE, SKY CLUB	\$31.00	\$310.00
FIELD LEVEL, MEZZANINE, UPPER BOXES	\$25.00, \$28.00	\$250.00, \$280.00
LOWER WEST RESERVED, UPPER RESERVED	\$23.00	\$230.00
PAVILION	\$18.00	\$180.00
LOWER EAST RESERVED	\$15.00	\$150.00
(Includes all taxes)		

Tickets for all Oiler home games are available at the Oilers' Ticket Office and at the Astrodome Ticket Office. The Oilers' Ticket Office is located in the lobby of the APC Building at 6910 Fannin Street. Office hours are from 8:30 AM to 5:00 PM Monday through Friday, and from 9:00 AM to 5:00 PM every Saturday before a home game. The Astrodome Ticket Office is open seven days a week from 9:00 AM to 5:00 PM. The Astrodome will call window is located at West Gate A. Tickets are also available at all Ticketmaster Corp. locations in Texas and nationwide.

Oiler Ticket Office 797-1000
 Astrodome Ticket Office 799-9555



H O U S T O N
OILERS

ON RADIO

LIVE PLAY BY PLAY

**3 HOUR
PREGAME SHOW**

**2 HOUR
POST GAME SHOW**



Houston's NewsRadio
740 KTRH

HOUSTON OILERS RADIO NETWORK

HOUSTON OILERS' 1991 MEDIA GUIDE



The Nation's Leading Independent Sports Programmer

Charlotte (704) 331-9494 New York (212) 302-4072 Chicago (312) 527-3272 Dallas (214) 631-1442